



Jeff Skinner
2011 Calder Trophy Winner



CAROLINA HURRICANES 2011-12 MEDIA GUIDE



IN MEMORIUM

DONNIE MACMILLAN 1959-2011

JOSEF VASICEK 1980-2011



TABLE OF CONTENTS

Gale Force Holdings/Hurricanes Directory	2
Peter Karmanos Jr.	3
Jim Rutherford	4
Hurricanes Management	5
Hurricanes Coaches	6
Hockey Operations	8, 11
Scouting Directors	9
Management	10
Broadcasters	12
Full-Time Staff	13
2011-12 Organizational Roster	18
Player Biographies and Statistics	20
2011 NHL Entry Draft Recap	76
Players in the System	77
Minor League Affiliations	92
Community Relations	98
Hurricanes vs. Opponents: 2010-11	104
2010-11 in Review	136
Hurricanes Players: 2010-11 Game by Game	142
2010-11 Transactions	148
All-Time Player Trades and Acquisitions	149
Year-By-Year History	155
NHL Recaps	189
Attendance	190
All-Time NHL Rosters	193
All-Star Games/Olympians/Milestone NHL Wins	211
NHL Entry Draft History	212
Franchise Records	218
Hurricanes in the Playoffs	242
Media Information	256
NHL General Information	259
Medical Glossary	262
How to Figure	264
2011-12 Game and Television Schedule	265

CREDITS

Editors: Mike Sundheim, Kyle Hanlin, Chris Gallo
 Contributors: Paul Branecky, Michael Smith, Carrie Smith, Alison Coppock, Pace Sagester
 Photographer: Gregg Forwerck
 Design and Production: Lauren Baxter

CAROLINA HURRICANES HOCKEY CLUB

RBC Center (Hockey capacity: 18,680)

1400 Edwards Mill Rd., Raleigh, NC 27607

Main Phone: 919/467-7825

Main Fax: 919/462-0123

Ticket Information: 1-866-NHL-CANES

Website: CarolinaHurricanes.com

Colors: Red, White, Silver and Black

Minor-League Affiliates: Charlotte Checkers (AHL); Florida Everblades (ECHL)

Cable Television Rightsholder: Fox Sports Carolinas **Radio Flagship:** WCMC 99.9 FM The Fan

CLUB DIRECTORY

EXECUTIVE MANAGEMENT

Chief Executive Officer/Owner/Governor	Peter Karmanos, Jr.
President/General Manager	Jim Rutherford
Vice President/Assistant General Manager	Jason Karmanos
Chief Financial Officer/Alternate Governor	Mike Amendola
Vice President/General Manager, RBC Center	Davin Olsen

HOCKEY OPERATIONS

Head Coach	Paul Maurice
Assistant Coach	Dave Lewis
Assistant Coach	Tom Barrasso
Assistant Coach/Development Coach	Rod Brind'Amour
Director of Defensemen Development	Glen Wesley
Director of Hockey Operations	Ron Francis
Video Coach	Chris Huffine
Head Athletic Trainer/Strength & Conditioning Coach	Peter Friesen
Assistant Athletic Trainer	Doug Bennett
Equipment Managers	Wally Tatomir, Skip Cunningham, Bob Gorman
Senior Director of Team Operations	Brian Tatum
Executive Assistant to the President/General Manager	Mari Jeter
Motivational Consultant/Manager Community Development	Doris E. Barksdale
Video Scout/Hockey Operations Assistant	Darren Yorke
Director of Amateur Scouting	Tony MacDonald
Amateur Scouts	Sheldon Ferguson, Robert Kron, Bob Luccini, Bert Marshall
Director of Pro Scouting	Marshall Johnston
Pro Scouts	Tom Rowe, Greg Stefan
Charlotte Checkers Head Coach/General Manager	Jeff Daniels
Charlotte Checkers Assistant Coach	Geordie Kinnear

ADMINISTRATION

Receptionists	Mary Lou Ruetz, Janet Davis
---------------	-----------------------------

ARENA OPERATIONS

Assistant General Manager, RBC Center	Larry Perkins
Marketing Manager	Crystal Pace
Guest Services Coordinator/Executive Assistant	April Keeley
Security Manager	Clinton Peterson
Parking Manager	Mike Alexander
Event Services Manager	Steve Congress
Premium Services and Sales Manager	Suzanne Golden
Senior Premium Services Coordinator	Jacqueline Barry
Premium Services Coordinator	Katherine Perry
Senior Production Manager	Rob Douglas
Event/Marketing Coordinator	TBA
Production Manager	Barry Steiman
Production Supervisor	Paul Chapman
Director of Operations	Dan McGowan
Assistant Operations Manager	Melvin Terrell
Operations Supervisor	Alan Sykes
Facility Systems Manager	Alan Wobbleton
Facility Systems Supervisor	Sean Sollace
Director of Ticket Operations	Bill Nowicki
Arena Box Office Manager	Joe Sousa
Assistant Arena Box Office Manager	Erin Latore
Assistant Ticket Operations Manager	Chris Jovino
Ticket Operations Representative	Tansley Cooke
Ticket Operations Supervisor	Erica Tillman
Arena Office Manager	Hilman Huskey
Ice Technician	David Wescott

BROADCASTERS

Television Play-by-Play	John Forslund
Television Analyst	Tripp Tracy
Radio Play-by-Play	Chuck Kaiton

COMMUNICATIONS

Director of Media Relations	Mike Sundheim
Manager of Media Relations/Broadcast Coordinator	Kyle Hanlin
Team Photographer	Gregg Forwerck

FINANCE/INFORMATION TECHNOLOGY

General Counsel/Senior Director of Finance	William Traurig
Accountant	David Johnston
Accounts Payable	Michael Arrington
Accounts Receivable	Patty Hilliard, Temika Smith-Harris
Payroll/Human Resources Coordinators	Crystal DeDitius, Keitha Stanley
Assistant to the CFO	Stacey Ustin
Director of Information Technology	Glenn Johnson
Client/Server Technologist	Dwight Baptist
Systems Administrator	Myatt Williams
Client/Server Developer	Alex Byrd

FOOD AND BEVERAGE

Director of Food and Beverage	Chris Diamond
Concessions Manager	Rick Rhodes
Assistant Concessions Manager/Group Coordinator	Barbara Couch
Executive Chef	Michael Flood
Executive Sous Chef	Dennis Atkinson
Sous Chef	Kevin Heintz
Banquet Chef	Lecan Huynh
Chef Garde Manager	Pete Aiello
Catering and Restaurant Manager	Katrina Ryan
Catering Administrative Assistant	Monica Davenport
Club Restaurant Assistant Manager	Skip Roach
Commissary Manager	Gary Berry
Suites Manager and Finance Coordinator	Lori Holtz
Suites Supervisor	Matt Scheid
Senior Assistant Manager of Concessions	Jim O'Brien
Commissary Senior Supervisor	Jorge Cruz
Concessions Administrative Coordinator	Hollie Hawkins
Catering Assistant Manager	Frankie McGee

MARKETING

Senior Director of Marketing/Executive Director, Kids 'N Community Foundation	Doug Wurf
Director of Marketing and Brand Development	Ben Aycock
Director of Canesvision and In-Game Marketing	Stephen Rutherford
Director of Community Relations and Promotions	Jon Chase
Senior Writer and Digital Media Producer	Michael Smith
Graphic Designers	Lauren Baxter, Andrew Roman
Marketing Coordinator	Coop Elias
Producer, Gale Force Media, CanesVision and Wolfpack TV	Marshall Alderman
Senior Producer, Gale Force Media, CanesVision and Wolfpack TV	Don Sill
Graphics Producer, Gale Force Media, CanesVision and Wolfpack TV	Rachel Cannon
Youth and Amateur Hockey Coordinator	Shane Willis
Mascot Coordinator	George Brown
Promotions/Fan Development Coordinator	Ryan O'Quinn
Senior Coordinator of Community Relations/Assistant Director, KNCF	TBA
Community Relations Coordinator	Kristina Boyce

MERCHANDISE

Retail Operations Manager	James Blich
---------------------------	-------------

SALES

Senior Director of Corporate Sponsorships	Jim Ballweg
Senior Corporate Sales Executive	Rick Francis
Corporate Sales Executive	Johnny Gill, Jennifer Pieh
Director of Ticket Sales	Kyle Prairie
Manager of Sales and Client Services	Peterson Avetta
Account Executives/Business Development	Brian Chacos, Michael Miller, Greg Perna
Client Relations Representatives	Lauren Barrow, Brian Friedhaber, Matt Horton
Hurricanes Group Sales Manager	Brian Kapusta
RBC Center Group Sales Manager	Brian Slais
Client Services Representative	Rich Davis
Ticket Sales Assistant	Karen Prince
Client Services Coordinator	Kaitlin Szulik



PETER KARMANOS JR.

CHIEF EXECUTIVE OFFICER / OWNER / GOVERNOR

Peter Karmanos Jr., holds the dual role as the principal owner/governor and chief executive officer of the Carolina Hurricanes and as the chairman and chief executive officer of Compuware Corporation. With his partners Thomas Thewes and Jim Rutherford, Karmanos acquired the NHL franchise on June 28, 1994—the afternoon of the 1994 NHL Entry Draft. After three financially unsuccessful seasons in Hartford, Conn., and after an agreement on a new facility between the team and the state of Connecticut could not be reached, Karmanos announced he would relocate the franchise to Raleigh, NC, on May 6, 1997. There, Karmanos signed a 40-year lease with the city of Raleigh and the state.

Since their arrival in North Carolina, the Hurricanes have enjoyed tremendous all-around success. On the ice, the team has advanced to the Conference Finals three times in the last nine seasons, capturing Eastern Conference titles in 2002 and 2006 and the Stanley Cup in 2006. Off of the ice, the Hurricanes have become a key component of the sporting landscape in North Carolina, and in 2009 were recognized as the top hockey franchise and second-ranked franchise in all of sports by ESPN in the “Ultimate Standings,” a collection of data and survey results that takes into account a team’s on-ice or on-field success, as well as its community impact and overall fan experience. The spotlight shined on the Hurricanes franchise again in January 2011, when the team and city of Raleigh earned tremendous praise for the successful 2011 NHL All-Star Weekend.

In the summer of 1998, Karmanos formed Gale Force Holdings to manage his hockey interests, which include the Carolina Hurricanes and the RBC Center; the Florida Everblades of the ECHL and Germain Arena in Ft. Myers, Fla.; and the Plymouth Whalers of the Ontario Hockey League and Compuware Arena.

Karmanos attended Wayne State University in Detroit. He founded Compuware in 1973 with two partners who, with Karmanos, pooled their tax return money to start the company. With 4,300 employees and fiscal year 2010 revenues of \$928.9 million, Compuware people, software and best practices lead the world in application performance. Karmanos’ initiative and business prowess were recognized in 1989 by the Institute of American Entrepreneurs, which named him Entrepreneur of the Year. In April 1999, Karmanos ensured that his company would not lose sight of its roots when he decided to relocate more than 4,100 highly-skilled jobs from Compuware’s headquarters in Farmington Hills, Mich., to Campus Martius, a business district in the heart of downtown Detroit.

The same competitive spirit that led to Karmanos’ success as an entrepreneur also fuels his 30-year sponsorship of youth hockey programs. In Detroit, Karmanos sponsors the Plymouth Whalers (players ages 20-under), which was the first American club to play in the Ontario Hockey League. Compuware youth hockey programs, including the Plymouth Whalers, have produced many NHL stars over the years including Pat LaFontaine, Al Iafrate, Mike Modano, Eric Lindros and Kevin Hatcher. Countless youth hockey programs benefit each season through the efforts and sponsorship of Carolina Hurricanes and Compuware. In December 1997, Karmanos was chosen as one of four recipients of the Lester Patrick Award. Originating in 1966, the award is given annually to individuals who are recognized for “outstanding service to hockey in the United States.” In 2010, Karmanos received the Ontario Hockey League’s Bill Long Award, presented in recognition and appreciation of an individual who has made an outstanding contribution to the OHL, and was inducted into the Michigan Sports Hall of Fame.

In addition to his business and hockey interests, Karmanos is widely known for his philanthropy, particularly in the area of cancer research. In 1995, Karmanos established the Barbara Ann Karmanos Cancer Institute in Detroit, with donations that now total in excess of \$60 million. The institute is one of only 39 in the United States granted “comprehensive cancer center” status by the National Institute of Health, and the only one of the 39 named after a woman.

A committed supporter of the Triangle area, Karmanos continues to actively run Compuware Corporation. Karmanos resides in the Detroit area with his wife Danialle, and their sons Socrates, Leonidas and Spiros. He now has six sons and eight grandchildren. Danialle—in addition to her ongoing work as a nationally acclaimed video producer—founded and serves as Executive Director of Danialle Karmanos’ Work It Out (DKWIO). A 501(c)3 organization, DKWIO fights childhood obesity by providing kids with the tools they need to make healthy choices. By helping kids achieve health in mind, body and spirit, DKWIO has touched the lives of thousands of at-risk children in the Detroit and Triangle communities.

Danialle is also a founding member, steering committee member, education committee member and board member for the Museum of Contemporary Art in Detroit, as well as a member of the Board of Directors for the Michigan Opera Theatre. Additionally, Danialle is a member of the State of Michigan Film Office Advisory Council, responsible for advising the office, the fund, the governor and the legislature on how to promote and market Michigan to film, television, digital media and related industries.





JIM RUTHERFORD

PRESIDENT / GENERAL MANAGER

Jim Rutherford, a former National Hockey League goaltender, is the franchise's seventh general manager and the only general manager in the history of the Carolina Hurricanes. Under Rutherford, the Hurricanes have earned a 482-428-136-20 regular-season record since arriving in North Carolina prior to the 1997-98 season, including a pair of trips to the Stanley Cup Final and the first Stanley Cup Championship in franchise history in 2006. Rutherford's management efforts were recognized in 2002 and 2006, when *The Hockey News* named him "Executive of the Year," and in 2006 when he was voted by his NHL management peers as the *Sporting News*' "Executive of the Year." In 2006, he was also named the Triangle's "Businessperson of the Year" by the *Triangle Business Journal*.

The Hurricanes captured their first Eastern Conference championship in 2002, when they defeated Toronto in the Eastern Conference Finals, and again won the Prince of Wales Trophy in 2006 when they defeated Buffalo in seven games. Rutherford brought the first major professional sports championship to North Carolina when the Hurricanes defeated Edmonton 3-1 in the deciding seventh game of the 2006 Stanley Cup Final at the RBC Center. The Hurricanes have won the Southeast Division title three times, advanced to the conference finals three of the last nine seasons and established new franchise records for wins and points in a season in 2005-06.

In addition to their on-ice success, the Hurricanes also have been recognized for their impact and success in North Carolina. In 2008, the Turnkey Brand Index rated the team's brand 20th among North American professional sports teams. In 2009, the Hurricanes were recognized as the top hockey franchise and second-ranked franchise in all of sports by ESPN in the "Ultimate Standings," a collection of data and survey results that takes into account a team's on-ice or on-field success as well as its community impact and overall fan experience. An important part of that impact on the Triangle has been the major events that the franchise has attracted to the area. Rutherford spearheaded the efforts to bring the 2004 NHL Entry Draft and the 2011 NHL All-Star Game to the RBC Center, both of which were deemed as tremendous successes in both the local and international media.

Rutherford has stocked the current club with bright, young talent through the Entry Draft, free agency and trades, to go along with a base of veteran leadership. He has a proven history of success in the NHL Entry Draft. Selections like Eric Staal, Cam Ward, Brandon Sutter, Jeff Skinner and Jamie McBain help to form the core of the current team, while prospects like Zach Boychuk, Zac Dalpe, Drayson Bowman, Justin Faulk and Ryan Murphy will play integral roles in the team's future. Rutherford also acquired several key members of the current team through trades and free agency, including forwards Tuomo Ruutu, Chad LaRose, Jussi Jokinen and Anthony Stewart and defensemen Tim Gleason, Tomas Kaberle and Joni Pitkanen.

Rutherford is in his 18th year as general manager in 2011-12, making him the longest-tenured general manager in franchise history and the second-longest tenured general manager currently serving in the NHL. As president of the Hurricanes, Rutherford oversees the operation of the Hurricanes, the Florida Everblades (ECHL) and the Plymouth Whalers (OHL). He was originally named the team's president and general manager when the KTR Partnership—the ownership group comprised of Peter Karmanos Jr., Thomas Thewes and Rutherford—purchased the Hartford Whalers on June 28, 1994.

A veteran of 13 NHL seasons, Rutherford began his professional goaltending career in 1969 as a first-round selection of the Detroit Red Wings. While playing for Pittsburgh, Toronto, Los Angeles and Detroit, Rutherford appeared in 457 games and collected 14 career shutouts. For five seasons he also served as the Red Wings' player representative. Rutherford played for Team Canada in the World Championships in Vienna in 1977 and Moscow in 1979.

At the conclusion of his playing career, Rutherford joined Compuware to serve as director of hockey operations for Compuware Sports Corporation. Originally hired in September 1983, he is beginning his 28th season with the Compuware hockey family. With Compuware Sports Corporation in the 1980s, Rutherford gained a wealth of experience in youth hockey and junior programs. He started his management career by guiding Compuware Sports Corporation's purchase of the Windsor Spitfires of the Ontario Hockey League in April 1984. During the next four years, Rutherford acted as general manager of the Spitfires. In 1988, the Spitfires advanced to the Memorial Cup Finals with a perfect 12-0 run to the OHL Championship. The following season, he led Compuware's efforts to bring the first American-based OHL franchise to Detroit on Dec. 11, 1989. Rutherford received the 1987 "Executive of the Year" award in both the OHL and the CHL, and won the OHL "Executive of the Year" award again in 1988. In 2009, he was recognized by the Ontario Minor Hockey Association (OMHA) as the "All-Time Executive" on its "All-Time Great Team," which also included forwards Wayne Gretzky, Doug Gilmour and Syl Apps, defensemen Bobby Orr and Rob Blake, goaltender Curtis Joseph and coach Roger Neilson.

Jim and his wife, Leslie, live in North Raleigh with their son James. Jim's daughter Andrea also lives in North Raleigh and teaches visually impaired/blind students for Wake County schools. In addition to his work with the team, Jim serves on the NHL's Competition Committee and the Board of Directors for Brier Creek Country Club.





JASON KARMANOS

VICE PRESIDENT / ASSISTANT GENERAL MANAGER

Jason Karmanos is in his 14th year in the hockey operations department for the Carolina Hurricanes. Karmanos rejoined the organization in June 2008 as executive director of hockey operations and returned to his role as vice president and assistant general manager in December 2009. He works with President/General Manager Jim Rutherford and Director of Hockey Operations Ron Francis in player evaluations, contract negotiations and player movements. His other responsibilities include overseeing the day-to-day operations of the hockey club and the Hurricanes' minor-league affiliates in the AHL and ECHL. Karmanos served as the team's vice president and assistant general manager from 1998-2007 and was in that role when the Hurricanes captured the Stanley Cup in 2006, marking the first championship of his career.

Karmanos played hockey collegiately for Harvard University, graduating in 1996. He attended the Pittsburgh Penguins' training camp upon the conclusion of his collegiate career, but had his professional career cut short when he suffered an eye injury while playing for the Raleigh Ice Caps during the 1996-97 season. Upon his retirement from hockey, Karmanos worked for an investment bank located in Boston.

Jason and his wife, Christy, reside in Wake Forest and have three daughters, Ella, Kayla and Anna.



RON FRANCIS

DIRECTOR OF HOCKEY OPERATIONS

In June 2011, Ron Francis returned to the Hurricanes' executive offices full-time, taking the new title of director of hockey operations. As director of hockey operations, Francis works directly with General Manager Jim Rutherford on all hockey-related matters.

Following a career in which he established himself as the greatest player in Hurricanes franchise history, Francis re-joined the organization in November 2006 as the team's director of player development. He was promoted to assistant general manager on Oct. 4, 2007, but returned to the team's locker room on Dec. 3, 2008, when he joined new Head Coach Paul Maurice behind the bench as associate head coach. While serving as a coach, Francis maintained a voice in the Hurricanes' front office decision-making, serving as the team's director of player personnel.

Francis announced his retirement on Sept. 14, 2005, following a 23-year NHL career with Hartford, Pittsburgh, Carolina and Toronto. In 1,731 NHL regular-season games, Francis scored 549 goals and earned 1,249 assists (1,798 points), to rank him fourth all-time on the league's points list behind Wayne Gretzky, Mark Messier and Gordie Howe. Francis' 1,249 assists rank second only to Gretzky (1,963), and he ranks third on the games-played list behind Howe (1,767) and Messier (1,756).

The Hartford Whalers drafted Francis in the first round, fourth overall, in the 1981 NHL Entry Draft. Francis played with the Whalers for 10 seasons before joining Pittsburgh at the trading deadline of the 1990-91 season. He spent seven full seasons with the Penguins before rejoining the organization that drafted him, when the relocated Carolina Hurricanes signed him as a free agent on July 13, 1998. In 16 seasons with the Hartford/Carolina franchise, Francis played in 1,186 games, scoring 382 goals and earning 793 assists for 1,175 points -- all of which are franchise records. The Hurricanes officially retired Francis' No. 10 jersey to the RBC Center's rafters on Jan. 28, 2006, and on Nov. 12, 2007, Francis was inducted into the Hockey Hall of Fame.

During his playing career, Francis played in four NHL All-Star games, and he won the Lady Byng Trophy (sportsmanship and gentlemanly conduct) three times (1995, 1998, 2002), the Frank J. Selke Trophy (best defensive forward) once (1995) and the King Clancy Memorial Trophy (leadership/humanitarian/community work) once (2002). He also won the Alka-Seltzer Plus Award in 1995, when he led the NHL in plus/minus, and was a key member of the Penguins' Stanley Cup-winning teams in 1991 and 1992.

Ron and his wife, Mary Lou, have a daughter, Kaitlyn, and two sons, Michael and Connor. They reside in Raleigh.

HEAD COACH



PAUL MAURICE

HEAD COACH

Paul Maurice, 43, was named the head coach of the Carolina Hurricanes on Dec. 3, 2008, and is in his 13th season with the Hurricanes franchise. Taking over a team with a record of 12-11-2 in 2008-09, Maurice guided the Hurricanes to a 33-19-5 record over the remainder of the season, as the team earned its first berth in the Stanley Cup Playoffs since 2006. He then directed the team to consecutive Game 7 road victories, knocking off the Atlantic Division Champion New Jersey Devils and the Northeast Division Champion Boston Bruins, en route to the 2009 Eastern Conference Finals.

Maurice earned his 300th win with the Hurricanes franchise on April 4, 2009, as the Hurricanes defeated the Pittsburgh Penguins in overtime to clinch a spot in the 2009 playoffs. He is the winningest coach in Hurricanes franchise history, having amassed 376 wins in his 895 regular-season games coached, including his current tenure and his first term with the franchise from Nov. 6, 1995, until Dec. 15, 2003. Maurice guided the Hurricanes to the 2002 Eastern Conference title and two Southeast Division crowns during his first stint as the team's head coach, and led the team to four consecutive winning seasons from 1998-2002. On March 16, 2010, he became just the 10th coach in NHL history, and third active coach, to spend more than 800 games behind the bench for one franchise.

In addition to his regular-season records, he ranks first in franchise history in playoff wins (25) and playoff games coached (53). Prior to the 2003-04 season, Maurice was the longest-tenured head coach in the NHL, having originally been promoted from a Whalers assistant coach position on Nov. 6, 1995. At only 28 years old when he was first hired, Maurice was the league's youngest head coach, a distinction he maintained until the Boston Bruins hired Mike Sullivan on June 23, 2003.

A native of Sault Ste. Marie, Ont., Maurice has earned a career NHL coaching record of 452-444-163 in 14 seasons with the Carolina franchise and the Toronto Maple Leafs. He won his 400th career NHL game when the Hurricanes defeated the Buffalo Sabres in overtime on Feb. 11, 2010, and on Nov. 28, 2010, he became the 19th coach, and the youngest in history, to coach 1,000 NHL games. Prior to re-joining the Hurricanes, Maurice collected a record of 76-66-22 during two full seasons as head coach of the Toronto Maple Leafs from 2006-08. Maurice earned a career-high in wins with Toronto during the 2006-07 season, leading the Maple Leafs to 40 victories, and recording his 300th NHL victory on March 6, 2007.

Prior to moving to the NHL level during the summer of 1995 as an assistant coach with the Whalers, Maurice spent two seasons as head coach of the Ontario Hockey League's Detroit Jr. Red Wings. While in Detroit, he compiled a regular-season record of 86-38-8 and led the team to the 1995 OHL Championship and an appearance in the Memorial Cup in Kamloops, B.C. That season, he finished second in voting to Guelph's Craig Hartsburg for the Matt Leyden Trophy, which is annually awarded to the OHL's Coach of the Year.

Maurice played his junior hockey with the OHL's Windsor Spitfires (1984-1988). He was Philadelphia's 12th choice, 252nd overall, in the 1985 NHL Entry Draft. Maurice had his career cut short due to an eye injury, and began coaching as an assistant with the Jr. Red Wings shortly thereafter.

Maurice and his wife, Michelle, have three children: Sydney, Jake and Luke.

PAUL MAURICE'S HEAD COACHING RECORD

YEAR	TEAM	LGE	REGULAR SEASON					PLAYOFFS		
			G	W	L	T/OT	OTL*	G	W	L
1993-94	Detroit	OHL	66	42	20	4	—	17	11	6
1994-95	Detroit	OHL	66	44	18	4	—	21	16	5
1995-96	Hartford	NHL	70	29	33	8	—	—	—	—
1996-97	Hartford	NHL	82	32	39	11	—	—	—	—
1997-98	Carolina	NHL	82	33	41	8	—	—	—	—
1998-99	Carolina	NHL	82	34	30	18	—	6	2	4
1999-00	Carolina	NHL	82	37	35	10	0	—	—	—
2000-01	Carolina	NHL	82	38	35	9	3	6	2	4
2001-02	Carolina	NHL	82	35	31	16	5	23	13	10
2002-03	Carolina	NHL	82	22	49	11	6	—	—	—
2003-04	Carolina	NHL	30	8	14	8	2	—	—	—
2005-06	Toronto	AHL	80	41	35	4	6	5	1	4
2006-07	Toronto	NHL	82	40	31	11	—	—	—	—
2007-08	Toronto	NHL	82	36	35	11	—	—	—	—
2008-09	Carolina	NHL	57	33	19	5	—	18	8	10
2009-10	Carolina	NHL	82	35	37	10	—	—	—	—
2010-11	Carolina	NHL	82	40	31	11	—	—	—	—
HURRICANES TOTALS			895	376	378	141	16	53	25	28
NHL TOTALS			1059	452	444	163	16	53	25	28

* Overtime losses were recorded as losses in coaching records through 2003-04. They are listed above merely for reference. Beginning in 2005-06, overtime and shootout losses replaced ties in the standings.



ROD BRIND'AMOUR

ASSISTANT COACH AND DEVELOPMENT COACH

Rod Brind'Amour is in his first year as assistant coach and development coach for the Carolina Hurricanes, after serving as the team's director of forwards development in 2010-11. He continues to work with the organization's drafted prospects, including players in the Canadian major-junior hockey leagues, ECHL and American Hockey League (AHL), while also now having a voice with the Hurricanes current players as an assistant coach.

Brind'Amour officially retired as a player on June 30, 2010, following a career of more than 20 NHL seasons. Originally drafted by the St. Louis Blues in the first round, ninth overall, in the 1988 NHL Entry Draft, Brind'Amour, 41, completed his career ranked 16th in NHL history in games played (1,484), 44th in assists (732), 46th in points (1,184) and 54th in goals (452), in 21 seasons with St. Louis, Philadelphia and Carolina.

The Ottawa, Ont., native debuted with the Blues during the 1989 Stanley Cup Playoffs after completing one season at Michigan State, and scored a goal on his first NHL shot against the Minnesota North Stars. He was named to the NHL's All-Rookie Team in 1990, after scoring 61 points (26g, 35a) in 79 games for St. Louis, and played in the NHL All-Star Game while a member of the Flyers in 1992. Brind'Amour represented Canada in the 1998 Winter Olympics in Nagano, Japan, and won back-to-back Frank J. Selke trophies as the NHL's top defensive forward in 2005-06 and 2006-07, as a member of the Hurricanes.

Brind'Amour played in 159 career Stanley Cup Playoff games, totaling 51 goals and 60 assists (111 points). He participated in the Stanley Cup Final three times, reaching the Final in 1997 with Philadelphia, and in 2002 and 2006 with Carolina, captaining the Hurricanes to the 2006 Stanley Cup championship. Acquired by the Hurricanes from the Philadelphia Flyers on Jan. 23, 2000, Brind'Amour ranks second in career points for the Hurricanes since the team's relocation to North Carolina, notching 473 points in 694 games played. He also ranks first in assists (299), tied for first in shorthanded goals (10), third in goals (174) and third in power-play goals (60) in the team's North Carolina history. Brind'Amour ranks second in franchise history (including Hartford) in assists (299), fourth in points (473) and fourth in games played (694). Named the Hurricanes' captain prior to the 2005-06 season, Brind'Amour netted 31 goals and earned 39 assists (70 points) that season to lead the team to a franchise-record 52 regular-season wins. His league-leading 12 playoff goals during the team's Stanley Cup run also set a franchise record.

Rod and his wife, Amy, live in Raleigh. He has a daughter, Briley (12), and two sons, Skyler (11) and Reece (10).



TOM BARRASSO

ASSISTANT COACH

Tom Barrasso is in his fifth year with the Carolina Hurricanes' coaching staff, and his third as assistant coach. Prior to his promotion to assistant coach, Barrasso served as the team's goaltending coach and director of goalie development.

Barrasso, 45, retired from hockey in 2003 after an 18-year NHL career, during which he played for the Buffalo Sabres, Pittsburgh Penguins, Ottawa Senators, Carolina Hurricanes, Toronto Maple Leafs and St. Louis Blues. The Boston native compiled a career regular-season record of 369-277-86, with a goals-against average of 3.24 and 38 shutouts in 777 career NHL games. Barrasso ranks 13th all-time in NHL wins with 369, and in 1997 became the first American-born goaltender to reach 300 wins. He was 61-54 with a 3.01 goals-against average and six shutouts in 119 career playoff games, leading Pittsburgh to a pair of Stanley Cup championships in 1991 and 1992. In 2009, he was chosen for induction into the U.S. Hockey Hall of Fame, along with forwards John LeClair and Tony Amonte.

Barrasso was originally drafted fifth overall by the Buffalo Sabres out of Acton-Boxborough High School in the 1983 NHL Entry Draft, at the time the highest a goaltender had ever been picked in an NHL draft. He made his NHL debut with the Sabres straight out of high school the following season, going 26-12-3 with a 2.84 goals-against average to win the Calder Trophy as the NHL's rookie of the year and the Vezina Trophy as the league's top netminder. Barrasso went on to earn NHL Second All-Star Team honors in 1985 and 1993 and shared the William Jennings Trophy (lowest team goals-against average) in 1985 with Bob Sauve. He played in the 1985 NHL All-Star Game and represented the United States at the 1984 Canada Cup, 1987 Canada Cup and 1986 IIHF World Championship. In 2002, after an outstanding start with the Carolina Hurricanes, Barrasso was named to the United States Olympic team for the 2002 Winter Olympic Games in Salt Lake City, where he earned a silver medal.



DAVE LEWIS

ASSISTANT COACH

Dave Lewis, 57, is in his first season as assistant coach for the Carolina Hurricanes. This marks his 20th season as a coach in the National Hockey League, as Lewis has previously worked behind the bench for Detroit, Boston and Los Angeles. He served as the head coach for Detroit (2002-2004) and Boston (2006-07), compiling a career record of 135-83-33 as a head coach (includes five games as co-coach with Detroit in 1998-99).

Lewis began his coaching career immediately after his retirement as a player in November 1987, when he was named as an assistant coach for the Detroit Red Wings. The Kindersley, Sask., native served in that position until being promoted to associate coach prior to the 1995-96 season. As associate coach, he worked under three head coaches over 15 years – Jacques Demers, Bryan Murray and Scotty Bowman – capturing the Stanley Cup championship three times (1997, 1998, 2002).

Lewis was named the Red Wings' head coach on July 17, 2002, following Bowman's retirement. In two seasons, he led Detroit to a pair of 48-win and 100-point seasons, as well as two Central Division titles. His team won the President's Trophy in 2003-04, finishing with the NHL's top regular-season record at 48-21-11-2 (109 points). Following the NHL's work stoppage in 2004-05, Lewis was replaced as head coach, and he served as a professional scout for the Red Wings during the 2005-06 season. On June 29, 2006, Lewis became the 27th head coach in the history of the Boston Bruins. He compiled a 35-41-6 record with the Bruins before joining the Los Angeles Kings as an assistant coach in 2007-08.

Lewis played 15 NHL seasons between 1973 and 1988, totaling 36 goals and 187 assists (223 points) in 1,008 games as a defenseman with the New York Islanders, Los Angeles Kings, New Jersey Devils and Detroit Red Wings. He skated in 91 career Stanley Cup playoff games, earning 21 points (1g, 20a) and 143 penalty minutes. Selected 33rd overall by the New York Islanders in the 1973 NHL Amateur Draft, he made the jump directly from junior hockey with Saskatoon to the NHL with the Islanders in his draft year. He spent seven seasons with New York before being acquired by Los Angeles in a trade on March 10, 1980. He played three seasons with the Kings, serving as the team's captain from 1981-83. After three seasons with the Devils, Lewis concluded his playing career in Detroit, where he skated in his 1,000th game on April 1, 1987.

Lewis and his wife, Brenda, have two children: a son, Ryan, and a daughter, Megan.



GLEN WESLEY

DIRECTOR OF DEFENSEMEN DEVELOPMENT

Glen Wesley is in his fourth year as the Hurricanes' director of defensemen development. Wesley officially retired from hockey on June 5, 2008, following a career of more than 20 NHL seasons. As director of defensemen development, Wesley is responsible for working with all defensemen in the Hurricanes system, including drafted players in the Canadian major-junior hockey leagues, ECHL and American Hockey League (AHL).

Originally drafted third overall in the 1987 NHL Entry Draft by the Boston Bruins, Wesley completed his playing career ranked sixth on the NHL's all-time list of games played by a defenseman, skating in 1,457 total games over 20 seasons with Boston, Hartford, Toronto and Carolina. The Red Deer, Alb., native debuted with Boston straight out of junior hockey in his draft year, and was named to the NHL All-Rookie Team after earning 37 points (7g, 30a) and leading all rookies with a plus-21 plus/minus rating. Wesley played in the NHL All-Star Game in 1989, and completed his career with 128 goals, 409 assists (537 points) and 1,045 penalty minutes. He appeared in the Stanley Cup Final four times, reaching the championship series with Boston in 1988 and 1990, and with Carolina in 2002 and 2006, capturing the Stanley Cup with the Hurricanes in 2006.

The Hartford Whalers acquired Wesley on Aug. 25, 1994, in exchange for first-round draft picks in 1995 (Kyle McLaren), 1996 (Jonathan Aitken) and 1997 (Sergei Samsonov). Wesley went on to play 13 seasons for the franchise, and, prior to his retirement, he was the only player to have played for the Hurricanes in every season since the team relocated to North Carolina in 1997. He played more games (913) for the Hurricanes franchise than any player in team history other than Ron Francis, and his 728 games played for the Hurricanes are the most by any player in a Carolina uniform. Wesley totaled 227 points (51g, 176a) for the Whalers and Hurricanes, and the Hurricanes officially retired his No. 2 jersey to the rafters on Feb. 17, 2009.

Glen and his wife, Barb, have a daughter, Amanda, and two sons, Josh and Matthew.



PETER FRIESEN

HEAD ATHLETIC TRAINER / STRENGTH AND CONDITIONING COACH

Pete Friesen is in his 15th season with the Carolina Hurricanes as the team's head athletic trainer/strength and conditioning coach and his 32nd year as a professional hockey trainer. Friesen is a certified strength and conditioning coach, certified as a performance enhancement specialist, corrective exercise specialist and massage therapist, a board-certified sport physical therapist, and is certified in both the United States and Canada as an Athletic Trainer/Therapist. He is responsible for the institution of training and dietary standards, preparation of rehabilitation programs and treatment of acute injuries for all Hurricanes players.

In addition to his work with professional teams, Friesen has been associated with the Canadian Olympic and international programs for the last 28 seasons, including serving as the head trainer for Team Canada's gold medal-winning team during the 2004 World Championship in the Czech Republic. He again served as head trainer for Canada at the 2011 World Championship in Slovakia, and has now been to 10 IIHF World Championships. Friesen has advised six different Canadian programs including men's and women's ice hockey, field hockey, soccer, figure skating, softball, wrestling, gymnastics and volleyball in preparation for their respective tournaments. Combining the different elements of each sport, Friesen strives to show athletes various ways of developing elements of their bodies in a true cross-training fashion.

A graduate of Bemidji State (MN) with bachelor's degrees in education and physical education, Friesen also earned a master's degree in sports medicine and physical therapy from the University of Saskatchewan. Prior to joining the Hurricanes, Friesen was the head trainer at both the University of Saskatchewan and then the University of Alberta.

Pete and his wife, Shelley, reside in Knightdale, North Carolina, with their children, Jack (20), Chad (19) and Taylor (16).



MARSHALL JOHNSTON

DIRECTOR OF PROFESSIONAL SCOUTING

Marshall Johnston is in his seventh season overseeing the Hurricanes' professional scouting department. Johnston has more than 30 years of NHL experience as a general manager, assistant general manager, director of player personnel, scouting combine executive director, head coach, assistant coach and player. The Hurricanes' 2006 championship marked the first Stanley Cup title of Johnston's career.

Prior to joining the Hurricanes, Johnston, 69, served as director of player evaluation for the Chicago Blackhawks. Previously, he had spent six seasons with the Ottawa Senators, serving as director of player personnel from July 1996 through March 1999, assistant general manager from March 1999 through June 1999 and general manager from June 1999 through June 2002. During his tenure in Ottawa, the Senators earned two division titles, had three 40-win seasons and never missed the playoffs.

Johnston, a native of Birch Hills, Sask., played seven NHL seasons as a defenseman with the Minnesota North Stars and California Golden Seals from 1967-1974. After his playing career, he returned to coach his alma mater, the University of Denver, leading the Pioneers to the Western Collegiate Hockey Association title in 1977-78. As a player, Johnston captured a National Collegiate Athletic Association title with Denver.

Johnston joined the Colorado Rockies (NHL) as assistant general manager and assistant coach on May 4, 1981, and served as the team's head coach for the final 56 games of the 1981-82 season. After the team moved to New Jersey in 1982, he remained with the Devils as an assistant coach until November 1983, and was later named director of player personnel, a position he held for 10 years.

During his time leading the Devils' scouting department, the team drafted, among others, Martin Brodeur, Bill Guerin, Brendan Shanahan, Mike Dunham, Sean Burke, Scott Niedermayer, Brian Rolston, Kirk Muller and Kirk McLean. At the international level, Johnston led Team Canada as head coach in the 1978 (bronze), 1979 (fourth) and 1982 (bronze) World Championships. He also represented Canada in the 1964 and 1968 Olympic Games as a player, serving as team captain for the bronze medal-winning team in 1968. Johnston was named to the International Hockey Hall of Fame in 1998.



TONY MacDONALD

DIRECTOR OF AMATEUR SCOUTING

Tony MacDonald is in his fifth season as the Hurricanes' director of amateur scouting and his 18th season as a scout with the organization. MacDonald oversees the Hurricanes' amateur scouting department and is responsible for the team's annual draft. The Hurricanes' 2006 Stanley Cup Championship was the first of MacDonald's career.

MacDonald has been a part of the Hurricanes scouting staff that has selected many of the players that form the core of the current team. He helped Carolina select players including Eric Staal, Cam Ward and Brandon Sutter. In his first four drafts as director of amateur scouting in 2008 through 2011, MacDonald added players including Jeff Skinner, Zac Dalpe, Zach Boychuk, Justin Faulk, Ryan Murphy and Brian Dumoulin to Carolina's organization.

MacDonald first joined the NHL in 1988, when he accepted a scouting position with the Los Angeles Kings. After two seasons with the Kings, he returned to the OHL as an advisor with the Guelph Storm.

MacDonald began his hockey career as a coach and general manager for the Prescott Barons, Rockland Ramparts and Brockville Braves. He moved on to become Director of Scouting for the Windsor Spitfires of the Ontario Hockey League (OHL) in 1982.



BRIAN TATUM

SENIOR DIRECTOR OF TEAM OPERATIONS

Brian Tatum is in his 14th year with the Hurricanes, and his fifth in the role of senior director of team operations. As senior director of team operations, Tatum oversees the hockey operations and media relations departments, managing all of the responsibilities of the players, coaches and hockey staff in those areas, as well as continuing the roles he filled as the team services manager. Tatum served as the Hurricanes' team services manager for the previous six years, and was responsible for the coordination of all of the team's travel, including accommodations, transportation and catering.

Before joining the team's hockey staff, Tatum served as the Hurricanes' ticket sales manager. He joined the organization in 1997 after earning a master's degree in sports management from North Carolina State University. Tatum earned his undergraduate degree from UNC-Wilmington, where he was an infielder on the Seahawks' baseball team.

Tatum was raised in Raleigh and was a standout baseball and basketball player at Broughton High School. He and his wife, Liz, reside in Raleigh.



MIKE AMENDOLA

CHIEF FINANCIAL OFFICER / ALTERNATE GOVERNOR

Mike Amendola celebrated his 30th year with the franchise in August 2011, making him the longest-tenured front office employee in the Carolina Hurricanes organization. As chief financial officer, he is responsible for all financial, sales, human resources and information technology areas for the Carolina Hurricanes and the RBC Center. In addition, Amendola also oversees the financial operations of the other entities of Gale Force Holdings, which include the Florida Everblades, Germain Arena, Plymouth Whalers and Compuware Arena.

Amendola first joined the organization in 1981, and previously held the titles of senior accountant, controller, treasurer and vice president of finance and administration. On July 18, 2005, he was named an alternate governor, giving him the ability to represent the club at NHL Board of Governors meetings.

Amendola received an undergraduate degree in business and economics from Lehigh University in 1976, and an advanced degree in accounting from the University of Miami in 1979. He is a member of the American Institute of C.P.A.s, the North Carolina Association of C.P.A.s and the Connecticut Society of C.P.A.s.

Amendola and his wife, Roberta, have two children, Michael Jr. and Chiara.



DAVIN OLSEN

VICE PRESIDENT / GENERAL MANAGER, RBC CENTER


Davin Olsen is in his 15th year with the franchise. Olsen oversees the daily operations and functions held at the RBC Center. He contracts, schedules and coordinates all logistical and technical aspects of events that take place at the arena.

While he is based in Raleigh, Olsen also consults on other Gale Force Holdings ventures, including Germain Arena in Ft. Myers, Fla., and Compuware Arena in Plymouth, Mich. Prior to joining the Hurricanes, Olsen served as the director of recreational facilities at the University of North Carolina at Charlotte. With 24 years of experience in arena management, Olsen has also administered the New Haven Coliseum, the Hartford Civic Center and UNC Charlotte.


Olsen resides in Apex. He has two sons: Davin (19) and Jason (15).



DORIS BARKSDALE
MOTIVATIONAL CONSULTANT/
MANAGER COMMUNITY
DEVELOPMENT



DOUG BENNETT
ASSISTANT ATHLETIC TRAINER



SKIP CUNNINGHAM
EQUIPMENT MANAGER



SHELDON FERGUSON
AMATEUR SCOUT



BOB GORMAN
EQUIPMENT MANAGER



KYLE HANLIN
MANAGER OF MEDIA RELATIONS/
BROADCAST COORDINATOR



CHRIS HUFFINE
VIDEO COACH



MARI JETER
EXECUTIVE ASSISTANT TO THE
PRESIDENT AND GENERAL MANAGER



ROBERT KRON
EUROPEAN SCOUT



BOB LUCCINI
AMATEUR SCOUT




BERT MARSHALL
AMATEUR SCOUT



TOM ROWE
PRO SCOUT



GREG STEFAN
PRO SCOUT



MIKE SUNDHEIM
DIRECTOR OF MEDIA RELATIONS



WALLY TATOMIR
EQUIPMENT MANAGER



DARREN YORKE
VIDEO SCOUT/HOCKEY
OPERATIONS ASSISTANT



JOHN FORSLUND

TELEVISION PLAY-BY-PLAY

John Forslund is in his 17th season as the Hurricanes' television play-by-play announcer, his 21st year with the club and his 28th year in professional hockey. Forslund will once again team with Tripp Tracy to provide all the exciting NHL hockey action on Hurricanes television broadcasts. He will also serve as one of the primary play-by-play announcers for nationally televised cable broadcasts of regular season and playoff games on Versus.

In addition to his hockey work, Forslund also has experience covering Atlantic Coast Conference and Southern Conference basketball for FOX Sports Net. In 2003, Forslund won Telly awards for Forslund Focus, part of the Hurricanes' in-game presentation, and "Raisin' Canes," the home video celebrating the Hurricanes' 2002 playoff run. Forslund has also earned Mid-South Emmy Awards for Hurricanes broadcasts in 2007 and 2009.

Forslund first joined the organization for the 1991-92 season as the public relations director, a position he held for four seasons. During his tenure, Forslund also served as the Hartford Whalers' color analyst on the Whalers Radio Network. Prior to his appointment in Hartford, Forslund handled the television and radio broadcasts for the Springfield Indians of the American Hockey League from 1984-1991. He was recognized as one of the AHL's top publicists/announcers when he received the Ken McKenzie Award in 1989.

Forslund serves as honorary chairman for the Jimmy V Celebrity Junior Golf Classic, an annual tournament to raise money and awareness for pediatric cancer research, and is on the board of directors for Spare Some for Autism. He is also involved with the Make-A-Wish Foundation, March of Dimes and the Crohn's and Colitis Foundation.

A graduate of Springfield College, Forslund went on to earn his master's degree in athletic management from Adelphi University. John and his wife, Natalie, reside in Apex. They have two daughters, Erika and Kara, and a son, Matthew.



CHUCK KAITON

RADIO PLAY-BY-PLAY

Chuck Kaiton has been the team's radio play-by-play announcer since the organization joined the NHL in the 1979-80 season. The Hockey Hall of Fame announced on May 28, 2004, that Kaiton had been named the 2004 winner of the Foster Hewitt Award, given annually to National Hockey League broadcasters who make outstanding contributions to their profession during their careers. Kaiton became the 26th NHL broadcaster to receive the distinction since the Hall of Fame began recognizing broadcasters in 1984. He received the award following the Hockey Hall of Fame induction ceremonies in Toronto on Nov. 8, 2004.

In addition to his work with the team, Kaiton has served as the president of the NHL Broadcasters Association for the past 25 years (1986-2011). A graduate of the University of Michigan, Kaiton began his broadcasting career in 1969 announcing Wolverine sports. In 1975, he went on to cover the University of Wisconsin sports teams and was named Wisconsin's Sportscaster of the Year in 1979.

Chuck and his wife, Mary, reside in Raleigh and have three sons—Nelson, Chuck and Russell—and three grandchildren.



TRIPP TRACY

TELEVISION ANALYST

Tripp Tracy is in his 13th season alongside John Forslund on the Hurricanes' television broadcasts. A former goaltender, Tracy was originally drafted by the Philadelphia Flyers in the 1993 NHL Entry Draft. After completing four seasons at Harvard University, Tracy signed a free agent contract with the Hurricanes in August 1996. He spent two seasons in the organization, playing for Richmond (ECHL), Springfield (AHL), New Haven (AHL) and Carolina (NHL). He retired in 1998 and accepted a position at CNN before returning to the organization for the 1998-99 season.

Tracy resides in Raleigh. He is involved in several charitable organizations in the Triangle, including the Jimmy V Foundation and the St. Baldrick's Foundation. He also serves on the board for Children's Charities at Adios. Tripp has also been involved with the Juvenile Diabetes Research Foundation since his Godson Max was diagnosed with the disease in August 2009.

MEDICAL



**DR. MARTY
ISBELL**
HEAD ORTHOPEDIC PHYSICIAN



**DR. TOM
LONG**
TEAM DENTIST



**DR. MIKE
PETERS**
TEAM OPTOMETRIST



**DR. GABRIEL
RICH**
TEAM DENTIST



**DR. JAY
STEVENS**
HEAD MEDICAL PHYSICIAN

ADMINISTRATION



**JANET
DAVIS**
RECEPTIONIST



**MARY LOU
RUETZ**
RECEPTIONIST



**MIKE
ALEXANDER**
PARKING MANAGER



**JACQUELINE
BARRY**
SENIOR PREMIUM
SERVICES COORDINATOR



**PAUL
CHAPMAN**
PRODUCTION SUPERVISOR



**STEVE
CONGRESS**
EVENT SERVICES MANAGER

ARENA OPERATIONS



**TANSLY
COOKE**
TICKET OPERATIONS
REPRESENTATIVE



**ROB
DOUGLAS**
SENIOR PRODUCTION
MANAGER



**SUZANNE
GOLDEN**
PREMIUM SERVICES
AND SALES MANAGER



**HILMAN
HUSKEY**
ARENA OFFICE MANAGER



**CHRIS
JOVINO**
ASSISTANT TICKET
OPERATIONS MANAGER



**APRIL
KEELEY**
GUEST SERVICES COORDINATOR
/EXECUTIVE ASSISTANT



**ERIN
LATORE**
ASSISTANT ARENA BOX
OFFICE MANAGER



**DAN
McGOWAN**
DIRECTOR OF OPERATIONS



**BILL
NOWICKI**
DIRECTOR OF TICKET
OPERATIONS



**CRYSTAL
PACE**
MARKETING MANAGER



**LARRY
PERKINS**
ASSISTANT GENERAL
MANAGER, RBC CENTER



**KATHERINE
PERRY**
PREMIUM SERVICES
COORDINATOR



**CLINTON
PETERSON**
SECURITY MANAGER



**SEAN
SOLLACE**
FACILITY SYSTEMS SUPERVISOR



**JOE
SOUSA**
ARENA BOX OFFICE
MANAGER



**BARRY
STEIMAN**
PRODUCTION MANAGER



**ALAN
SYKES**
OPERATIONS SUPERVISOR



**MELVIN
TERRELL**
ASSISTANT OPERATIONS
MANAGER

FULL-TIME STAFF

ARENA OPERATIONS CONTINUED



ERICA TILLMAN
TICKET OPERATIONS
SUPERVISOR



DAVID WESCOTT
ICE TECHNICIAN



ALAN WOBBLETON
FACILITY SYSTEMS
MANAGER



MICHAEL ARRINGTON
ACCOUNTS PAYABLE



DWIGHT BAPTIST
CLIENT/SERVER TECHNOLOGIST



ALEX BYRD
CLIENT/SERVER DEVELOPER



CRYSTAL DeDITIUS
PAYROLL/HUMAN
RESOURCES COORDINATOR



PATTY HILLIARD
ACCOUNTS RECEIVABLE



GLENN JOHNSON
DIRECTOR OF INFORMATION
TECHNOLOGY



DAVID JOHNSTON
ACCOUNTANT



TEMIKA SMITH-HARRIS
ACCOUNTS RECEIVABLE



KEITHA STANLEY
PAYROLL/HUMAN
RESOURCES COORDINATOR

FOOD AND BEVERAGE



WILLIAM TRAUERG
GENERAL COUNSEL/
SENIOR DIRECTOR OF FINANCE



STACEY USTIN
ASSISTANT TO THE CFO



MYATT WILLIAMS
SYSTEMS ADMINISTRATOR



PETE AIELLO
CHEF GARDE MANAGER



DENNIS ATKINSON
EXECUTIVE SOUS CHEF



GARY BERRY
COMMISSARY MANAGER



BARBARA COUCH
ASSISTANT CONCESSIONS
MANAGER/ GROUP
COORDINATOR



JORGE CRUZ
COMMISSARY SENIOR
SUPERVISOR



MONICA DAVENPORT
CATERING ADMINISTRATIVE
ASSISTANT




CHRIS DIAMOND
DIRECTOR OF FOOD
AND BEVERAGE



MICHAEL FLOOD
EXECUTIVE CHEF



HOLLIE HAWKINS
CONCESSIONS
ADMINISTRATIVE
COORDINATOR



KEVIN HEINTZ
SOUS CHEF



LORI HOLTZ
SUITES MANAGER AND
FINANCE COORDINATOR



LECAN HUYNH
BANQUET CHEF



FRANKIE MCGEE
CATERING ASSISTANT MANAGER



JIM O'BRIEN
SENIOR ASSISTANT MANAGER
OF CONCESSIONS



RICK RHODES
CONCESSIONS MANAGER

FOOD AND BEVERAGE CONTINUED



SKIP ROACH
CLUB RESTAURANT
ASSISTANT MANAGER



KATRINA RYAN
CATERING AND
RESTAURANT MANAGER



MATT SCHEID
SUITES SUPERVISOR



MARSHALL ALDERMAN
PRODUCER, GALE FORCE MEDIA,
CANESVISION & WOLFPACK TV



BEN AYCOCK
DIRECTOR OF MARKETING
AND BRAND DEVELOPMENT



LAUREN BAXTER
GRAPHIC DESIGNER



KRISTINA BOYCE
COMMUNITY RELATIONS
COORDINATOR



GEORGE BROWN
MASCOT COORDINATOR



CHRIS BURNS
PRODUCER, GALE FORCE MEDIA,
CANESVISION & WOLFPACK TV



RACHEL CANNON
GRAPHICS PRODUCER,
GALE FORCE MEDIA,
CANESVISION & WOLFPACK TV



JON CHASE
DIRECTOR OF COMMUNITY
RELATIONS & PROMOTIONS



COOP ELIAS
MARKETING COORDINATOR



GREGG FORWERCK
TEAM PHOTOGRAPHER



RYAN O'QUINN
PROMOTIONS & FAN
DEVELOPMENT COORDINATOR



ANDREW ROMAN
GRAPHIC DESIGNER



STEPHEN RUTHERFORD
DIRECTOR OF CANESVISION
& IN-GAME MARKETING



DON SILL
SENIOR PRODUCER, GALE
FORCE MEDIA, CANESVISION
& WOLFPACK TV



MICHAEL SMITH
WRITER AND WEB
PRODUCER

MERCHANDISE SALES



STORMY
ICE HOG



DOUG WARF
SENIOR DIRECTOR OF MARKETING/
EXECUTIVE DIRECTOR OF KIDS 'N
COMMUNITY FOUNDATION



SHANE WILLIS
YOUTH AND AMATEUR
HOCKEY COORDINATOR



JAMES BLITCH
RETAIL OPERATIONS
MANAGER



PETERSON AVETTA
MANAGER OF SALES
AND CLIENT SERVICES



JIM BALLWEG
SENIOR DIRECTOR OF
CORPORATE SPONSORSHIPS



LAUREN BARROW
CLIENT RELATIONS
REPRESENTATIVE



BRIAN CHACOS
ACCOUNT EXECUTIVE/
BUSINESS DEVELOPMENT



RICH DAVIS
CLIENT SERVICES
REPRESENTATIVE



RICK FRANCIS
SENIOR CORPORATE
SALES EXECUTIVE



BRIAN FRIEDHABER
CLIENT RELATIONS
REPRESENTATIVE



JOHNNY GILL
CORPORATE SALES
EXECUTIVE

FULL-TIME STAFF

SALES CONTINUED



**MATT
HORTON**
CLIENT RELATIONS
REPRESENTATIVE



**BRIAN
KAPUSTA**
HURRICANES GROUP
SALES MANAGER



**JONATHAN
KRAMER**
ACCOUNT EXECUTIVE/
BUSINESS DEVELOPMENT



**MIKE
MILLER**
ACCOUNT EXECUTIVE/
BUSINESS DEVELOPMENT



**GREG
PERNA**
ACCOUNT EXECUTIVE/
BUSINESS DEVELOPMENT



**JENNIFER
PIEH**
CORPORATE SALES EXECUTIVE



**KYLE
PRAIRIE**
DIRECTOR OF TICKET SALES



**KAREN
PRINCE**
TICKET SALES ASSISTANT



**BRIAN
SLAIS**
RBC CENTER GROUP SALES
MANAGER



**KAITLIN
SZULIK**
CLIENT SERVICES
COORDINATOR

PLAYERS

2011-12 Team Roster with Stats, Records and Career Highlights




2011-12 ROSTER

BY NUMBER

NO.	PLAYER	POS.	HT.	WT.	S/C	BIRTHPLACE	BIRTHDATE	HOW ACQUIRED
4	McBAIN, Jamie	D	6'2"	200	Right	Edina, MN	2/25/1988	Draft '06 (1-63-2)
5	ALLEN, Bryan	D	6'5"	226	Left	Kingston, Ont.	8/21/1980	Trade w/ FLA (2/11)
6	GLEASON, Tim	D	6'0"	217	Left	Clawson, MI	1/29/1983	Trade w/ LA (9/06)
11	BOYCHUK, Zach	C/W	5'10"	185	Left	Airdrie, Alb.	10/4/1989	Draft '08 (1-14-1)
12	STAAL, Eric	C	6'4"	205	Left	Thunder Bay, Ont.	10/29/1984	Draft '03 (1-2-1)
13	STEWART, Anthony	RW	6'3"	230	Right	La Salle, Que.	1/5/1985	Free Agent (7/11)
15	RUUTU, Tuomo	C/W	6'0"	205	Left	Vantaa, Finland	2/16/1983	Trade w/ CHI (2/08)
16	SUTTER, Brandon	C	6'3"	183	Right	Huntington, NY	2/14/1989	Draft '07 (1-11-1)
18	MATSUMOTO, Jon	C	6'0"	184	Left	Ottawa, Ont.	10/13/1986	Trade w/ PHI (6/10)
19	TLUSTY, Jiri	C/LW	6'0"	209	Left	Slany, Czech Republic	3/16/1988	Trade w/ TOR (12/09)
20	NASH, Riley	C	6'1"	191	Right	Consort, Alb.	5/9/1989	Trade w/ EDM (6/10)
21	BOWMAN, Drayson	LW	6'1"	190	Left	Grand Rapids, MI	3/8/1989	Draft '07 (2-72-3)
22	DALPE, Zac	C/RW	6'1"	195	Right	Paris, Ont.	11/1/1989	Draft '08 (2-45-2)
23	PONIKAROVSKY, Alexei	LW	6'4"	226	Left	Kiev, Ukraine	4/9/1980	Free Agent (7/11)
24	SANGUINETTI, Bobby	D	6'3"	190	Right	Trenton, NJ	2/29/1988	Trade w/ NYR (6/10)
25	PITKANEN, Joni	D	6'3"	210	Left	Oulu, Finland	9/19/1983	Trade w/ EDM (7/08)
27	JOSLIN, Derek	D	6'1"	210	Left	Richmond Hill, Ont.	3/17/1987	Trade w/ SJ (2/11)
28	FAULK, Justin	D	6'0"	205	Right	South St. Paul, MN	3/20/1992	Draft '10 (2-37-2)
29	DURNO, Chris	LW	6'4"	223	Left	Scarborough, Ont.	10/31/1980	Free Agent (7/11)
30	WARD, Cam	G	6'1"	185	Left	Saskatoon, Sask.	2/29/1984	Draft '02 (1-25-1)
31	KRUEGER, Justin	D	6'3"	215	Right	Duesseldorf, Germany	10/6/1986	Draft '06 (6-213-7)
32	SORYAL, Justin	LW	6'3"	211	Left	Toronto, Ont.	6/29/1987	Free Agent (7/11)
33	BOUCHER, Brian	G	6'2"	200	Left	Woonsocket, RI	1/2/1977	Free Agent (7/11)
34	STAAL, Jared	RW	6'4"	210	Right	Thunder Bay, Ont.	8/21/1990	Trade w/ PHX (5/10)
36	JOKINEN, Jussi	F	5'11"	198	Left	Kalajoki, Finland	4/1/1983	Trade w/ TB (2/09)
37	BRENT, Tim	C	6'0"	188	Right	Cambridge, Ont.	3/10/1984	Free Agent (7/11)
38	MURPHY, Ryan	D	5'11"	176	Right	Aurora, Ont.	3/31/1993	Draft '11 (1-12-1)
39	DWYER, Patrick	W	5'11"	175	Right	Spokane, WA	6/22/1983	Free Agent (7/06)
40	ANDERSEN, Frederik	G	6'4"	225	Left	Herning, Denmark	10/2/1989	Draft '10 (8-187-7)
41	BIEGA, Danny	D	6'0"	200	Right	Montreal, Que.	9/29/1991	Draft '10 (4-67-3)
42	SUTTER, Brett	LW	6'0"	200	Left	Viking, Alb.	6/2/1987	Trade w/ CGY (11/10)
43	DUMOULIN, Brian	D	6'3"	205	Left	Biddeford, ME	9/6/1991	Draft '09 (2-51-2)
44	HARRISON, Jay	D	6'4"	211	Left	Oshawa, Ont.	11/3/1982	Free Agent (7/09)
45	LOWE, Keegan	D	6'2"	189	Left	Greenwich, CT	3/29/1993	Draft '11 (3-73-3)
46	PISTILLI, Matt	RW	6'2"	219	Right	Montreal, Que.	10/17/1988	Free Agent (5/09)
47	JORDAN, Michal	D	6'1"	186	Left	Zlin, Czech Rep.	7/17/1990	Draft '08 (3-105-4)
48	SUTTER, Brody	C	6'5"	203	Right	Viking, Alb.	9/26/1991	Draft '11 (6-193-7)
49	RASK, Victor	C	6'2"	194	Left	Leksand, Sweden	3/1/1993	Draft '11 (2-42-2)
50	MAHALAK, Matt	G	6'2"	182	Left	Toledo, OH	1/22/1993	Draft '11 (5-163-6)
51	KABERLE, Tomas	D	6'1"	214	Left	Rakovnik, Czech Rep.	3/2/1978	Free Agent (7/11)
52	SHUGG, Justin	LW	5'11"	194	Right	Niagara Falls, Ont.	12/24/1991	Draft '10 (6-105-4)
53	SKINNER, Jeff	C/RW	5'11"	193	Left	Markham, Ont.	5/16/1992	Draft '10 (1-71-1)
54	ALT, Mark	D	6'4"	201	Right	Kansas City, MO	10/18/1991	Draft '10 (3-53-2)
55	LEVI, Austin	D	6'3"	192	Left	Columbus, OH	2/16/1992	Draft '10 (5-85-3)
56	McNICOLL, Cedric	C	5'10"	180	Left	Longueuil, Que.	8/28/1988	Trade w/ COL (3/10)
57	KIVISTO, Tommi	D	6'1"	195	Left	Vantaa, Finland	6/7/1991	Draft '09 (6-208-7)
58	TERRY, Chris	LW	5'10"	190	Left	Brampton, Ont.	4/7/1989	Draft '07 (4-132-5)
59	LaROSE, Chad	F	5'10"	181	Right	Fraser, MI	3/27/1982	Free Agent (8/03)
60	PETERS, Justin	G	6'1"	205	Left	Blyth, Ont.	8/30/1986	Draft '04 (2-38-2)
62	RISSANEN, Rasmus	D	6'2"	202	Left	Kuopio, Finland	7/13/1991	Draft '09 (5-178-6)
64	STAHL, Tyler	D	6'1"	196	Right	Drumheller, Alb.	1/29/1992	Draft '10 (7-167-6)
65	HOFMANN, Gregory	C	6'0"	178	Left	Tramelan, Switzerland	11/13/1992	Draft '11 (4-103-4)
67	LINDSTROM, Mattias	LW	6'4"	205	Left	Lulea, Sweden	3/21/1991	Draft '09 (3-88-3)
68	LAWSON, Kyle	D	5'11"	205	Right	Southfield, MI	1/11/1987	Draft '05 (9-198-7)
70	MURPHY, Mike	G	5'11"	172	Left	Kingston, Ont.	1/15/1989	Draft '08 (4-165-6)
71	SAMSON, Jerome	RW	6'0"	195	Right	Greenfield Park, Que.	9/4/1987	Free Agent (7/07)
72	BLANCHARD, Nicolas	LW	6'3"	200	Left	Granby, Que.	5/31/1987	Draft '05 (8-192-6)
73	BELLEMORE, Brett	D	6'4"	205	Right	Windsor, Ont.	6/25/1988	Draft '07 (5-162-6)
	OSALA, Oskar	LW	6'4"	219	Left	Vaasa, Finland	12/26/1987	Trade w/ WSH (3/10)

BY NAME

NO.	PLAYER	POS.	HT.	WT.	S/C	BIRTHPLACE	BIRTHDATE	HOW ACQUIRED
5	ALLEN, Bryan	D	6'5"	226	Left	Kingston, Ont.	8/21/1980	Trade w/ FLA (2/11)
54	ALT, Mark	D	6'4"	201	Right	Kansas City, MO	10/18/1991	Draft '10 (3-53-2)
40	ANDERSEN, Frederik	G	6'4"	225	Left	Herning, Denmark	10/2/1989	Draft '10 (8-187-7)
73	BELLEMORE, Brett	D	6'4"	205	Right	Windsor, Ont.	6/25/1988	Draft '07 (5-162-6)
41	BIEGA, Danny	D	6'0"	200	Right	Montreal, Que.	9/29/1991	Draft '10 (4-67-3)
72	BLANCHARD, Nicolas	LW	6'3"	200	Left	Granby, Que.	5/31/1987	Draft '05 (8-192-6)
33	BOUCHER, Brian	G	6'2"	200	Left	Woonsocket, RI	1/2/1977	Free Agent (7/11)
21	BOWMAN, Drayson	LW	6'1"	190	Left	Grand Rapids, MI	3/8/1989	Draft '07 (2-72-3)
11	BOYCHUK, Zach	C/W	5'10"	185	Left	Airdrie, Alb.	10/4/1989	Draft '08 (1-14-1)
37	BRENT, Tim	C	6'0"	188	Right	Cambridge, Ont.	3/10/1984	Free Agent (7/11)
22	DALPE, Zac	C/RW	6'1"	195	Right	Paris, Ont.	11/1/1989	Draft '08 (2-45-2)
43	DUMOULIN, Brian	D	6'3"	205	Left	Biddeford, ME	9/6/1991	Draft '09 (2-51-2)
29	DURNO, Chris	LW	6'4"	223	Left	Scarborough, Ont.	10/31/1980	Free Agent (7/11)
39	DWYER, Patrick	W	5'11"	175	Right	Spokane, WA	6/22/1983	Free Agent (7/06)
28	FAULK, Justin	D	6'0"	205	Right	South St. Paul, MN	3/20/1992	Draft '10 (2-37-2)
6	GLEASON, Tim	D	6'0"	217	Left	Clawson, MI	1/29/1983	Trade w/ LA (9/06)
44	HARRISON, Jay	D	6'4"	211	Left	Oshawa, Ont.	11/3/1982	Free Agent (7/09)
65	HOFMANN, Gregory	C	6'0"	178	Left	Tramelan, Switzerland	11/13/1992	Draft '11 (4-103-4)
36	JOKINEN, Jussi	F	5'11"	198	Left	Kalajoki, Finland	4/1/1983	Trade w/ TB (2/09)
47	JORDAN, Michal	D	6'1"	186	Left	Zlin, Czech Rep.	7/17/1990	Draft '08 (3-105-4)
27	JOSLIN, Derek	D	6'1"	210	Left	Richmond Hill, Ont.	3/17/1987	Trade w/ SJ (2/11)
51	KABERLE, Tomas	D	6'1"	214	Left	Rakovnik, Czech Rep.	3/2/1978	Free Agent (7/11)
57	KIVISTO, Tommi	D	6'1"	195	Left	Vantaa, Finland	6/7/1991	Draft '09 (6-208-7)
31	KRUEGER, Justin	D	6'3"	215	Right	Duesseldorf, Germany	10/6/1986	Draft '06 (6-213-7)
59	LaROSE, Chad	F	5'10"	181	Right	Fraser, MI	3/27/1982	Free Agent (8/03)
68	LAWSON, Kyle	D	5'11"	205	Right	Southfield, MI	1/11/1987	Draft '05 (9-198-7)
55	LEVI, Austin	D	6'3"	192	Left	Columbus, OH	2/16/1992	Draft '10 (5-85-3)
67	LINDSTROM, Mattias	LW	6'4"	205	Left	Lulea, Sweden	3/21/1991	Draft '09 (3-88-3)
45	LOWE, Keegan	D	6'2"	189	Left	Greenwich, CT	3/29/1993	Draft '11 (3-73-3)
50	MAHALAK, Matt	G	6'2"	182	Left	Toledo, OH	1/22/1993	Draft '11 (5-163-6)
18	MATSUMOTO, Jon	C	6'0"	184	Left	Ottawa, Ont.	10/13/1986	Trade w/ PHI (6/10)
4	McBAIN, Jamie	D	6'2"	200	Right	Edina, MN	2/25/1988	Draft '06 (1-63-2)
56	McNICOLL, Cedric	C	5'10"	180	Left	Longueuil, Que.	8/28/1988	Trade w/ COL (3/10)
70	MURPHY, Mike	G	5'11"	172	Left	Kingston, Ont.	1/15/1989	Draft '08 (4-165-6)
38	MURPHY, Ryan	D	5'11"	176	Right	Aurora, Ont.	3/31/1993	Draft '11 (1-12-1)
20	NASH, Riley	C	6'1"	191	Right	Consort, Alb.	5/9/1989	Trade w/ EDM (6/10)
60	OSALA, Oskar	LW	6'4"	219	Left	Vaasa, Finland	12/26/1987	Trade w/ WSH (3/10)
46	PETERS, Justin	G	6'1"	205	Left	Blyth, Ont.	8/30/1986	Draft '04 (2-38-2)
46	PISTILLI, Matt	RW	6'2"	219	Right	Montreal, Que.	10/17/1988	Free Agent (5/09)
25	PITKANEN, Joni	D	6'3"	210	Left	Oulu, Finland	9/19/1983	Trade w/ EDM (7/08)
23	PONIKAROVSKY, Alexei	LW	6'4"	226	Left	Kiev, Ukraine	4/9/1980	Free Agent (7/11)
49	RASK, Victor	C	6'2"	194	Left	Leksand, Sweden	3/1/1993	Draft '11 (2-42-2)
62	RISSANEN, Rasmus	D	6'2"	202	Left	Kuopio, Finland	7/13/1991	Draft '09 (5-178-6)
15	RUUTU, Tuomo	C/W	6'0"	205	Left	Vantaa, Finland	2/16/1983	Trade w/ CHI (2/08)
71	SAMSON, Jerome	RW	6'0"	195	Right	Greenfield Park, Que.	9/4/1987	Free Agent (7/07)
24	SANGUINETTI, Bobby	D	6'3"	190	Right	Trenton, NJ	2/29/1988	Trade w/ NYR (6/10)
52	SHUGG, Justin	LW	5'11"	194	Right	Niagara Falls, Ont.	12/24/1991	Draft '10 (6-105-4)
53	SKINNER, Jeff	C/RW	5'11"	193	Left	Markham, Ont.	5/16/1992	Draft '10 (1-7-1)
32	SORYAL, Justin	LW	6'3"	211	Left	Toronto, Ont.	6/29/1987	Free Agent (7/11)
12	STAAL, Eric	C	6'4"	205	Left	Thunder Bay, Ont.	10/29/1984	Draft '03 (1-2-1)
34	STAAL, Jared	RW	6'4"	210	Right	Thunder Bay, Ont.	8/21/1990	Trade w/ PHX (5/10)
64	STAHL, Tyler	D	6'1"	196	Right	Drumheller, Alb.	1/29/1992	Draft '10 (7-167-6)
13	STEWART, Anthony	RW	6'3"	230	Right	La Salle, Que.	1/5/1985	Free Agent (7/11)
16	SUTTER, Brandon	C	6'3"	183	Right	Huntington, NY	2/14/1989	Draft '07 (1-11-1)
42	SUTTER, Brett	LW	6'0"	200	Left	Viking, Alb.	6/2/1987	Trade w/ CGY (11/10)
48	SUTTER, Brody	C	6'5"	203	Right	Viking, Alb.	9/26/1991	Draft '11 (6-193-7)
58	TERRY, Chris	LW	5'10"	190	Left	Brampton, Ont.	4/7/1989	Draft '07 (4-132-5)
19	TLUSTY, Jiri	C/LW	6'0"	209	Left	Slany, Czech Republic	3/16/1988	Trade w/ TOR (12/09)
30	WARD, Cam	G	6'1"	185	Left	Saskatoon, Sask.	2/29/1984	Draft '02 (1-25-1)



BRYAN ALLEN 5



Defenseman • Shoots Left

Acquired: 2/28/11, trade with FLA

6'5" • 226 lbs.

2010-11 Teams: Florida/Carolina

8/21/80 • Kingston, Ont.

Drafted: Vancouver 1998 (1-4-1)

HIGHLIGHTS

NHL FIRSTS:

Game: 2/26/01; 5-2 VAN W at MIN
Point: 10/10/02; 3-0 VAN W at CGY (goal)
Goal: 10/10/02; 3-0 VAN W at CGY (Turek)

NHL HIGHS:

Goals: 1-28x (Last: 1/26/11; 2-1 FLA L at BOS)
Assists: 3 (11/5/10; 7-4 FLA W vs. CAR)
Points: 3 (11/5/10; 7-4 FLA W vs. CAR)
Penalty Min: 19 (11/30/02; 5-2 VAN W at FLA)
Goal Streak: 2 games (3/27/07-3/28/07: 2g)
Assist Streak: 3 games (2/20/07-2/24/07: 3a)
Point Streak: 4 games (2/17/07-2/24-/07: 1g, 3a)

CAREER STATS

YEAR	TEAM	LEAGUE	REGULAR SEASON					PLAYOFFS				
			GP	G	A	TP	PIM	GP	G	A	TP	PIM
1996-97	Oshawa	OHL	60	2	4	6	76	18	1	3	4	26
1997-98 (a)	Oshawa	OHL	48	6	13	19	126	5	0	5	5	18
1998-99	Oshawa	OHL	37	7	15	22	77	15	0	3	3	26
1999-00	Oshawa	OHL	3	0	2	2	12	3	0	0	0	13
	Syracuse	AHL	9	1	1	2	11	2	0	0	0	2
2000-01	Vancouver	NHL	6	0	0	0	0	2	0	0	0	2
	Kansas City	IHL	75	5	20	25	99	—	—	—	—	—
2001-02	Vancouver	NHL	11	0	0	0	6	—	—	—	—	—
	Manitoba	AHL	68	7	18	25	121	5	0	1	1	8
2002-03	Vancouver	NHL	48	5	3	8	73	1	0	0	0	2
	Manitoba	AHL	7	0	1	1	4	—	—	—	—	—
2003-04	Vancouver	NHL	74	2	5	7	94	4	0	0	0	2
2004-05 (b)	Voskresensk	Russia	19	0	3	3	34	—	—	—	—	—
2005-06	Vancouver	NHL	77	7	10	17	115	—	—	—	—	—
2006-07 (c)	Florida	NHL	82	4	21	25	112	—	—	—	—	—
2007-08	Florida	NHL	73	2	14	16	67	—	—	—	—	—
2008-09	Florida	NHL	2	0	1	1	0	—	—	—	—	—
2009-10	Florida	NHL	74	4	9	13	99	—	—	—	—	—
2010-11 (d)	Florida	NHL	53	4	8	12	63	—	—	—	—	—
	Carolina	NHL	19	0	5	5	19	—	—	—	—	—
Hurricanes Totals (1 Season)			19	0	5	5	19	—	—	—	—	—
NHL Totals (10 Seasons)			519	28	76	104	648	7	0	0	0	6

(a) June 27, 1998—Selected by the Vancouver Canucks in the 1998 NHL Entry Draft. First Canucks pick, fourth overall, first round.

(b) Dec. 20, 2004—Signed as a free agent by Voskresensk (Russian Superliga).

(c) June 23, 2006—Acquired by the Florida Panthers from the Vancouver Canucks along with Todd Bertuzzi and Alex Auld in exchange for Roberto Luongo, Lukas Krajicek and Florida's sixth-round choice (Sergei Shirokov) in the 2006 NHL Entry Draft.

(d) Feb. 28, 2011—Acquired by the Carolina Hurricanes from the Florida Panthers in exchange for Sergei Samsonov.

PERSONAL

Bryan and his wife, Lexie, have a daughter named Layla (2), and welcomed a son, Brenner, on 6/20/11... They spent this past summer in South Florida... Bryan has hosted his own charity golf tournament in his hometown of Kingston, benefiting Hotel Dieu Hospital's Child Development Centre... He started playing hockey between the ages of 3 and 4 in a house league in Kingston... His parents were the biggest influence on his career and Wendel Clark was his favorite player... Bryan's favorite television shows are Modern Family and Dexter and his favorite movie is Good Will Hunting... The most-played artist on his iPod is Pearl Jam... Bryan's first job was

picking strawberries... His favorite food is sushi and favorite sport to play outside of hockey is golf... He enjoys watching football, and he also played soccer and baseball growing up... Bryan's favorite place to visit in the Triangle is North Hills... His favorite road cities are New York and Chicago, favorite road arena is Bell Centre and favorite team to play against is Montreal... He wears No. 5 because it was assigned to him in Vancouver... His favorite thing about playing in the NHL is participating in the Stanley Cup Playoffs... His most memorable hockey moment is scoring the game-tying goal for Canada in the gold medal game of the 1999 World Junior Championship.

VS. NHL

CLUB	GP	G	A	PTS	PIM
ANA	9	0	2	2	10
BOS	19	1	6	7	27
BUF	20	0	1	1	20
CGY	23	2	2	4	38
CAR	27	2	9	11	26
CHI	15	1	1	2	19
COL	20	3	1	4	22
CBJ	14	2	2	4	28
DAL	15	0	1	1	23
DET	16	1	0	1	15
EDM	19	1	0	1	8
FLA	5	0	0	0	27
LA	12	0	2	2	17
MIN	19	2	2	4	19
MTL	21	1	2	3	29
NSH	15	0	0	0	18
NJ	18	0	1	1	17
NYI	18	1	3	4	19
NYR	15	0	3	3	8
OTT	18	0	0	0	29
PHI	17	0	6	6	23
PHX	14	0	2	2	18
PIT	17	1	6	7	13
STL	14	0	3	3	9
SJ	12	2	1	3	27
TB	27	3	7	10	27
TOR	21	1	3	4	31
VAN	4	0	1	1	2
WSH	28	1	4	5	38
WPG	27	3	5	8	41



2010-11 SEASON

Completed his 10th NHL season and first with the Hurricanes, splitting the year between Florida and Carolina... Had five assists and was (+4) in 19 games with the Hurricanes after his acquisition on 2/28... Assisted on Staal's goal and was (+1) vs. BUF (4/3)... Registered five hits and was (+2) in 18:21 of ice time vs. NYI (3/18)... Assisted on Ruutu's goal (3/11)... Earned his 100th career NHL point and first point with the Hurricanes with an assist on Bodie's goal vs. ATL (3/9)... Spurred with Troy Brouwer and registered three hits at CHI (3/4)... Made his Hurricanes debut and registered four hits in 16:05 of ice time vs. FLA (3/1)... Acquired from the Florida Panthers on 2/28 in exchange for Sergei Samsonov... Totaled 12 points (4g, 8a) and 63 penalty minutes in 53 games with the Panthers prior to the trade...

CAREER

Is in his 11th NHL season and second with Carolina... Is in the final year of his current contract... Represented Canada at the 1999 World Junior Championship, totaling one goal and two assists in seven games... **1996-97:** Earned six points (2g, 4a) in 60 games during his first season of junior hockey with Oshawa of the Ontario Hockey League (OHL)... Had one goal and three assists (4 points) in 18 playoff games for the Generals, helping Oshawa win the OHL Championship... **1997-98:** Totaled six goals and 13 assists (19 points) in 48 regular-season games with Oshawa... Had five assists in five postseason contests for Oshawa, which fell to Kingston in the opening round... **1998-99:** Was named to the OHL's First All-Star Team after totaling 22 points (7g, 15a) and 77 penalty minutes in 37 games played for the Generals... Earned three assists in 15 playoff games to help Oshawa advance to the OHL Eastern Conference finals before falling to Belleville... **1999-00:** Missed the majority of the season after suffering a knee injury during training camp on 9/21/99... Played in three OHL regular-season games with Oshawa, and made his professional debut with Syracuse of the American Hockey League (AHL), skating in nine regular-season games and two playoff games for the Crunch... **2000-01:** Spent the majority of the season with Kansas City of the International Hockey League (IHL), earning 25 points (5g, 20a) and 99 penalty minutes in 75 games... Made his NHL debut at MIN (2/26) and skated in six regular-season games with the Canucks... Also made his Stanley Cup Playoff debut for Vancouver, skating in two games as the Canucks were swept by Colorado in the Western Conference Quarterfinals... **2001-02:** Split the season between Vancouver and Manitoba of the American Hockey League (AHL), skating in 11 NHL games with the Canucks... Had 25 points (7g, 18a) and 121 penalty minutes in 68 AHL games with the Moose... Skated in five Calder Cup Playoff contests for Manitoba, earning his only professional playoff point with an assist against Bridgeport... **2002-03:** Spent the majority of the season in the NHL, skating in a then-career-high 48 games with the Canucks... Scored his first NHL goal in the season opener, beating Roman Turek at CGY (10/10)... Earned his first NHL assist vs. CGY (12/15)... Totaled eight points (5g, 3a) and 73 penalty minutes and was plus-8 for the season... Also skated

in seven AHL games for Manitoba... Played in one postseason contest for the Canucks, registering two penalty minutes... **2003-04:** Completed his first full NHL season, totaling seven points (2g, 5a) and 94 penalty minutes in 74 games with the Canucks... Skated in four games for the Canucks during Vancouver's seven-game, opening-round series loss to Calgary... **2004-05:** Played for Voskresensk in the Russian Superliga, totaling three assists in 19 games... **2005-06:** Established a career-high with seven goals, and added 10 assists, skating in 77 games with the Canucks... Missed six games with a knee injury (10/27-11/5)... **2006-07:** Played his first season with Florida after being acquired as part of the trade that sent Roberto Luongo to Vancouver... Established career highs in assists (21) and points (25)... Also set a career high in games played (82) and was one of six Panthers to play in all 82 games (Gelinias, Bouwmeester, Horton, Jokinen, Salei)... Had career-long goal (2 games: 3/27-3/28), assist (3 games: 2/20-2/24) and point (4 games: 2/17-2/24) streaks... Scored his first goal as a Panther vs. ATL (10/23)... Earned his first point with Florida vs. CAR (10/11)... **2007-08:** Served as an alternate captain for the Panthers, totaling 16 points (2g, 14a) and 67 penalty minutes in 73 games... Had his first career multi-assist game vs. PHI (10/24)... Skated in his 300th NHL game vs. NJ (10/6)... **2008-09:** Missed the majority of the season recovering from off-season arthroscopic knee surgery and follow-up cartilage surgery... Skated in just two games, earning one assist... **2009-10:** Finished second among Panthers in blocked shots (135) and third on the team in hits (120)... Led Florida in penalty minutes (99)... Nominated by the South Florida Professional Writer's Association as the Panthers' candidate for the Masterton Trophy, which honors the player who best exemplifies the qualities of perseverance, sportsmanship, and dedication to hockey... Assisted on the game-tying goal and scored the game-winner in overtime at SJ (3/13)... Netted the game-winning goal vs. TB (1/16)... Played in his 400th career NHL game vs. ATL (12/5)... Returned to the ice against CHI in Helsinki, Finland, as part of the NHL Premiere, after missing 80 games in 2008-09 with a knee injury.



BRIAN BOUCHER 33



Goaltender • Catches Left

Acquired: 7/1/11, signed as a free agent

6'2" • 200 lbs.

2010-11 Team: Philadelphia

1/2/77 • Woonsocket, RI

Drafted: Philadelphia 1995 (1-22-1)

HIGHLIGHTS

NHL FIRSTS:

Game: 10/14/99; 5-4 PHI L vs. MTL

Win: 10/30/99; 5-3 W vs. NJ

Shutout: 12/18/99; 4-0 W vs. TB

NHL HIGHS:

Saves: 46 (3/18/04; 1-1 PHX T vs. DET)

Shots Faced: 47-2x (Last: 3/18/06; 9-4 CGY L at NSH)

Win Streak: 6 (11/13/08-1/10/09)

Streak w/out Regulation Loss: 10 (12/4/03-1/11/04; 6-0-4)

NHL SHOOTOUTS AND PENALTY SHOTS:

Shootout Stats: 5-8 (18 goals on 40 attempts)

Career Penalty Shots: 3 (1 goal on 3 attempts)

CAREER STATS

YEAR	TEAM	LEAGUE	REGULAR SEASON						PLAYOFFS					
			GP	MIN	GA	SO	GAA	W-L-OT	GP	MIN	GA	SO	GAA	W-L
1994-95 (a)	Tri-City	WHL	35	1969	108	1	3.29	17-11-2	13	795	50	0	3.77	6-5
1995-96	Tri-City	WHL	55	3183	181	1	3.41	33-19-2	11	653	37	2	3.40	6-5
1996-97	Tri-City	WHL	41	2458	149	1	3.64	10-24-6	—	—	—	—	—	
1997-98	Philadelphia	AHL	34	1901	101	0	3.19	16-12-3	2	30	1	0	1.95	0-0
1998-99	Philadelphia	AHL	36	2061	89	2	2.59	20-8-5	16	947	45	0	2.85	9-7
1999-00	Philadelphia	NHL	35	2038	65	4	1.91	20-10-3	18	1183	40	1	2.03	11-7
	Philadelphia	AHL	1	65	3	0	2.77	0-0-1	—	—	—	—	—	
2000-01	Philadelphia	NHL	27	1470	80	1	3.27	8-12-5	1	37	3	0	4.86	0-0
2001-02	Philadelphia	NHL	41	2295	92	2	2.41	18-16-4	2	88	2	0	1.36	0-1
2002-03 (b)	Phoenix	NHL	45	2544	128	0	3.02	15-20-8	—	—	—	—	—	
2003-04	Phoenix	NHL	40	2364	108	5	2.74	10-19-10	—	—	—	—	—	
2004-05 (c)	HV 71	Sweden	4	235	13	0	3.32	-	—	—	—	—	—	
2005-06 (d)	Phoenix	NHL	11	512	33	0	3.87	3-6-0	—	—	—	—	—	
	San Antonio	AHL	6	345	8	0	1.39	2-3-0	—	—	—	—	—	
	Calgary	NHL	3	182	15	0	4.95	1-2-0	—	—	—	—	—	
2006-07 (e,f)	Chicago	NHL	15	827	45	1	3.26	1-10-3	—	—	—	—	—	
	Columbus	NHL	3	142	9	0	3.80	1-1-0	—	—	—	—	—	
2007-08 (g,h)	Philadelphia	AHL	42	2288	94	4	2.47	23-16-1	—	—	—	—	—	
	San Jose	NHL	5	238	7	1	1.76	3-1-1	1	2	0	0	0.00	0-0
2008-09	San Jose	NHL	22	1291	47	2	2.18	12-6-3	—	—	—	—	—	
2009-10 (i)	Philadelphia	NHL	33	1742	80	1	2.76	9-18-3	12	656	27	1	2.47	6-6
	Adirondack	AHL	1	60	2	0	2.00	1-0-0	—	—	—	—	—	
2010-11 (j)	Philadelphia	NHL	34	1885	76	0	2.42	18-10-4	9	422	22	0	3.13	4-4
NHL Totals (11 Seasons)			314	17,528	785	17	2.69	119-131-44	43	2,387	94	2	2.36	21-18

(a) July 8, 1995—Selected by the Philadelphia Flyers in the 1995 NHL Entry Draft. First Flyers choice, 22nd overall, first round.

(b) June 12, 2002—Acquired by the Phoenix Coyotes from the Philadelphia Flyers along with a third-round draft pick in the 2002 NHL Entry Draft in exchange for Michal Handzus and Robert Esche.

(c) Oct. 10, 2004—Signed by HV 71 (Sweden) as a free agent.

(d) Feb. 2, 2006—Acquired by the Calgary Flames from the Phoenix Coyotes along with Mike Leclerc in exchange for Steve Reinprecht and Philippe Sauve.

(e) Sept. 24, 2006—Signed by the Chicago Blackhawks as a free agent.

(f) Feb. 27, 2007—Claimed off waivers by the Columbus Blue Jackets.

(g) July 23, 2007—Signed by Philadelphia (AHL) as a free agent.

(h) Feb. 26, 2008—Signed by the San Jose Sharks as a free agent.

(i) July 1, 2009—Signed by the Philadelphia Flyers as a free agent.

(j) July 1, 2011—Signed by the Carolina Hurricanes as a free agent.

VS. NHL

CLUB	GP	MIN	W-L-OT	GA	SO	GAA
ANA	10	560	3-5-2	27	0	2.89
BOS	15	837	7-6-1	34	2	2.44
BUF	7	421	3-4-0	15	0	2.14
CGY	4	218	1-2-0	7	0	1.93
CAR	7	419	6-1-0	11	1	1.58
CHI	9	549	5-2-2	20	0	2.19
COL	9	465	0-6-2	23	0	2.97
CBJ	8	491	4-1-3	17	1	2.08
DAL	15	890	7-5-3	33	1	2.22
DET	11	668	3-6-2	34	0	3.05
EDM	6	271	2-4-0	18	0	3.99
FLA	8	328	2-3-1	17	0	3.11
LA	14	779	6-6-1	35	2	2.70
MIN	11	651	4-3-4	33	1	3.04
MTL	11	573	2-6-0	26	0	2.72
NSH	11	603	4-3-3	31	1	3.08
NJ	13	750	4-5-3	28	0	2.24
NYI	11	628	5-6-0	29	0	2.77
NYR	13	736	8-5-0	31	1	2.53
OTT	11	590	1-8-1	33	0	3.36
PHI	2	119	0-2-0	8	0	4.03
PHX	7	327	1-4-2	19	0	3.49
PIT	16	893	6-4-4	46	1	3.09
SJ	8	458	3-4-0	23	0	3.01
STL	11	612	4-4-2	26	1	2.55
TB	15	825	7-6-1	38	2	2.76
TOR	11	641	7-2-1	18	1	1.68
VAN	12	645	2-8-1	42	0	3.91
WSH	16	853	8-5-2	34	2	2.39
WPG	12	728	4-5-3	29	0	2.39



PERSONAL

Brian and his wife, Melissa, have a son, Tyler (8), and a daughter, Brianna (7)... They spend their summers in Rhode Island... Brian was involved with the Children's Hospital of Philadelphia during his time there... He started playing hockey at 6, and tried goalie when his Mite team in Woonsocket, R.I., needed one... His first job was as a caddie... His favorite television show

is *Modern Family* and favorite movie is *Goodfellas*... His biggest talent outside of hockey is "impersonations"... His favorite athlete is David Ortiz, and favorite former teammate is Jody Shelley... Brian's most memorable moments were his five shutout streak in 2003-04, and his shootout victory against the Rangers on 4/11/10, clinching a playoff spot for the Flyers.

2010-11 SEASON

Completed his 11th NHL season and fifth with Philadelphia, posting an 18-10-4 record, a 2.42 goals-against average and a .916 save percentage in 34 games played... Recipient of the Yanick Dupre Class Guy Memorial Award as the Flyer who best illustrated character, dignity, and respect for the sport, both on and off the ice, as voted on by the Philadelphia Chapter of the Professional Hockey Writers Association... Finished the season with team bests in save percentage (.916) and goals-against average (2.42)... Won four consecutive starts from 2/5-

2/20... Made 37 saves in a 4-2 win at NYR (2/20)... Stopped 31 of 32 shots to earn a 2-1 victory vs. CAR (2/10)... Made 30 saves on 31 shots in a 3-1 win vs. DAL (2/5)... Played in his 300th game in the NHL vs. NJ (1/22)... Went unbeaten in six consecutive games (5-0-1) from 11/20-12/18 with a 1.83 goals-against average and a .940 save percentage... Stopped 35 of 36 shots in a 2-1 overtime victory at BOS (12/11)... Made his season debut at STL (10/9), stopping 23 of 25 shots in a 2-1 overtime loss.

2011 PLAYOFFS

Backstopped the Flyers in nine of the team's 11 playoff games, earning a 4-4 record, 3.13 goals-against average and .904 save percentage... Recorded all four wins, a 2.10 GAA and a .917 save percentage in the Flyers' series victory against Buffalo in the Eastern Conference

Quarterfinals... Stopped 35 of 37 shots in a 4-2 Game 2 victory at BUF (4/18)... Made 26 saves in a 5-2 victory in Game 7 vs. BUF (4/26)... Appeared in three of the four games as the Flyers were swept in the second round by the eventual Stanley Cup champion Boston Bruins.

CAREER

Is in his 12th NHL season and first with the Hurricanes... Signed a two-year contract with the Hurricanes on July 1, 2011... **1994-95:** Went 17-11-2 with a 3.29 goals-against average with the Tri-City Americans of the Western Hockey League (WHL)... Ranked sixth in the WHL in goals-against average... Was 6-5 with a 3.77 goals-against average in the playoffs, as the Americans topped Spokane before falling to Kamloops in the division finals... **1995-96:** Ranked fifth in the WHL in goals-against average (3.41), earning 33 regular-season wins... Was named to the WHL West Second All-Star Team... Was 6-5 with a 3.40 goals-against average in the playoffs as Tri-City beat Kelowna before falling to Kamloops for the second consecutive year... **1996-97:** Was named WHL Goaltender of the Year after going 10-24-6 with a 3.64 goals-against average in his final season of junior hockey... Was also selected to the WHL West First All-Star Team... **1997-98:** Played his first professional season with Philadelphia of the American Hockey League (AHL)... Was a member of the PlanetUSA Team for 1998 AHL All-Star Classic... Was 16-12-3 with a 3.19 goals-against average in the regular season... Played in two playoff games, earning a 1.95 goals-against average, as the Phantoms captured the Calder Cup championship... **1998-99:** Was 20-8-5 with a 2.59 goals-against average in 36 AHL games with the Philadelphia Phantoms... Played in all 16 of the Phantoms' Calder Cup Playoff games, going 9-7 with a 2.85 goals-against average as Philadelphia advanced to the conference final before falling to Rochester... **1999-00:** Completed his first NHL season with the Flyers, earning NHL All-Rookie Team honors after going 20-10-3 with a 1.91 goals-against average... Led the NHL in goals-against average (1.91)... Became the first rookie goalie since 1950-51 to play at least 25 games and have a goals-against average of less than 2.00... Ranked fourth in NHL and led all rookies with .918 save percentage... Led the Flyers in shutouts (4)... Registered his first NHL shutout with a 4-0 win vs. TB (12/18)... Earned his first NHL win with a 5-3 victory vs. NJ (10/30)... Made his NHL debut vs. MTL (10/14)... Made his Stanley Cup Playoff debut, going 11-7 with a 2.03 goals-against average in 18 playoff games as the Flyers advanced to the Eastern Conference Final before falling to New Jersey in seven games... Played 151:48 and did not allow a goal in 149:26, stopping 57 of 58 shots in a 2-1, 5 OT win at PIT (5/4)... Earned his first playoff shutout in 2-0 win at BUF (4/16)... Won first career NHL playoff game with a 3-2 win vs. BUF (4/13)... **2000-01:** Split time in net with Roman Cechmanek, playing 27 regular-season games with a record of 8-12-5... Appeared in one playoff game, as the Flyers fell to Buffalo in the first round... **2001-02:** Went 18-16-4 with a 2.41 goals-against average... Recorded consecutive shutouts for the first time in his career and became the first Flyers goalie to record shutouts on consecutive days at WSH (10/30) and vs. PIT (10/31)... Appeared in two of the Flyers' five playoff games

as they fell to Ottawa in the first round... **2002-03:** Traded to Phoenix in June, and set career highs in games (45) and minutes (2544) during his first season with the Coyotes... **2003-04:** Was 10-19-10 for the Coyotes with a 2.74 goals-against average and a career-high five shutouts... From 12/22-1/11, set two new modern-day NHL records with five consecutive shutouts and a shutout sequence of 332:01, breaking the 55-year-old records of Montreal's Bill Durnan (four, 309:21 sequence in 1948-49)... The shutouts came at LA (12/31: 4-0, 21 saves), at DAL (1/2: 6-0, 35 saves), at CAR (1/4: 3-0, 26 saves), at WSH (1/7: 3-0, 27 saves) and at MTL (1/9: 2-0, 21 saves)... Played 332:01 without allowing a goal from 19:15 of the second period at NSH (12/22) through 6:16 of the first period vs. ATL (1/11)... Recorded the first shutout at the new Glendale Arena with a 4-0 win vs. LA (12/31)... **2004-05:** Played for HV71 in Sweden during the NHL work stoppage... **2005-06:** Split the season between Calgary and Phoenix in the NHL and San Antonio in the AHL, skating in 14 total NHL games with a record of 4-8-0... **2006-07:** Split season with Columbus and Chicago, going 2-11-3 with one shutout... **2007-08:** Spent the majority of the season in the AHL with the Philadelphia Phantoms before signing as a free agent with San Jose on 2/26... Went 3-1-1 with a 1.76 goals-against average for San Jose... With a shutout at STL (3/1), became the first goalie in San Jose franchise history to record a shutout win in his Sharks debut (Nabokov earned a shutout tie in his first appearance)... Appeared in 42 AHL games with Philadelphia, going 23-16-1 with a 2.47 goals-against average... Played just two minutes during the Stanley Cup Playoffs for the Sharks... **2008-09:** Went 12-6-3 with a .917 save percentage and a 2.18 goals against average for San Jose, his best save percentage and goals-against average since his rookie season in 1999-00... Started the season with back-to-back shutouts and became the only goaltender since 1989-90 to begin his tenure with a franchise with three shutouts in his first five starts... Posted shutout in his season-debut at LA (10/12), the second consecutive season in which he debuted without allowing a goal... **2009-10:** Was 9-18-3 with a 2.76 goals-against average in 33 games with the Flyers... Stopped 24 of 25 shots and 2 of 3 players in a shootout to record a 2-1 win vs. NY Rangers in the final game of the regular season to clinch playoff berth... Recorded his 100th NHL victory on 4/6 at Toronto, a 2-0 shutout... Played 12 of Philadelphia's 23 playoff games, as the Flyers advanced to the Stanley Cup Final before falling to Chicago... Had a 1.59 goals-against average and .940 save percentage in the conference quarterfinals vs. NJ, leading all NHL goalies in the first round... Stopped all 28 shots to post a 3-0 win in Game 5 vs. NJ, marking his first playoff shutout since April 16, 2000 vs. Buffalo... It was the longest streak between NHL playoff shutouts (10 years, 6 days) since Jim Henry (3/24/42 - 4/3/52: 10 years, 10 days).



TIM BRENT 37



Center • Shoots Right

Acquired: 7/1/11, Signed as a free agent

6'0" • 188 lbs.

2010-11 Team: Toronto

3/10/84 • Cambridge, Ont.

Drafted: Anaheim 2004 (4-75-3)

HIGHLIGHTS

NHL FIRSTS:

Game: 1/5/07; 4-3 ANA L vs. CBJ
Point: 2/20/07; 3-2 ANA L vs. VAN (goal)
Goal: 2/20/07; 3-2 ANA L vs. VAN (Sabourin)

NHL HIGHS:

Goals: 2 (1/24/11; 6-4 TOR L at CAR)
Assists: 1-12x (Last: 3/19/11; 5-2 TOR W vs. BOS)
Points: 3 (1/24/11; 6-4 TOR L at CAR)
Penalty Min: 7 (1/10/11; 3-2 TOR W at LA)
Goal Streak: 2 games-2x (Last: 1/22/11-1/24/11: 3g)
Assist Streak: 2 games-4x (Last: 3/14/11-3/16/11: 2a)
Point Streak: 2 games-6x (Last: 3/14/11-3/16/11: 0g, 2a)

CAREER STATS

YEAR	TEAM	LEAGUE	REGULAR SEASON					PLAYOFFS				
			GP	G	A	TP	PIM	GP	G	A	TP	PIM
2000-01	St. Michael's	OHL	64	9	19	28	31	18	2	8	10	6
2001-02 (a)	St. Michael's	OHL	61	19	40	59	52	14	7	12	19	20
2002-03	St. Michael's	OHL	60	24	42	66	74	19	7	17	24	14
2003-04 (b)	St. Michael's	OHL	53	26	41	67	105	18	4	13	17	24
2004-05	Cincinnati	AHL	46	5	13	18	42	12	0	1	1	6
2005-06	Portland	AHL	37	15	9	24	32	15	4	4	8	16
2006-07	Anaheim	NHL	15	1	0	1	6	–	–	–	–	–
	Portland	AHL	48	16	14	30	40	–	–	–	–	–
2007-08 (c)	Pittsburgh	NHL	1	0	0	0	0	–	–	–	–	–
	Wilkes-Barre	AHL	74	18	43	61	79	23	12	15	27	10
2008-09 (d)	Chicago	NHL	2	0	0	0	2	–	–	–	–	–
	Rockford	AHL	64	20	42	62	59	4	0	1	1	2
2009-10 (e)	Toronto	NHL	1	0	0	0	0	–	–	–	–	–
	Toronto	AHL	33	13	15	28	19	–	–	–	–	–
2010-11 (f)	Toronto	NHL	79	8	12	20	33	–	–	–	–	–
NHL Totals (5 Seasons)			98	9	12	21	41	–	–	–	–	–

- (a) June 22, 2002—Selected by the Anaheim Ducks in the 2002 NHL Entry Draft. Second Ducks pick, 37th overall, second round.
- (b) June 27, 2004—Selected by the Anaheim Ducks in the 2004 NHL Entry Draft. Fourth Ducks pick, 75th overall, third round.
- (c) June 23, 2007—Acquired by the Pittsburgh Penguins from the Anaheim Ducks in exchange for Stephen Dixon.
- (d) July 17, 2008—Acquired by the Chicago Blackhawks from the Pittsburgh Penguins in exchange for Danny Richmond.
- (e) July 6, 2009—Signed as a free agent by the Toronto Maple Leafs.
- (f) July 1, 2011—Signed as a free agent by the Carolina Hurricanes.

PERSONAL

Tim spends his offseason in Cambridge, Ontario... He is involved with Toronto's SickKids Hospital as well as the Cambridge Pros Foundation... Tim started playing hockey when he was 4, and his first team was called the Hespeler Shamrocks... He says his parents were the biggest influences on his career, and his favorite players growing up were Steve Yzerman and Cam Neely... Tim was teammates with goaltender Justin Peters for two seasons with Toronto St. Michael's of the Ontario Hockey League (OHL)... His favorite television show is Dexter, favorite movie is Fletch and favorite book is The Tipping Point... The most-played band on his iPod is the Tragically Hip... Tim's first job was mowing lawns... He is on Twitter and his username is @Brenter37... His favorite website is d-90.com... Tim enjoys fishing,

hunting, golfing and playing the guitar... His favorite sport to watch is football, and favorite teams are the Toronto Blue Jays and the Cincinnati Bengals... The person he would most like to meet is Rachel McAdams... His favorite spot in the Triangle is The Pit... Tim wears number 37 because it was assigned to him at training camp in Toronto and he had his best season... He says he is not superstitious and doesn't have a specific gameday routine... His favorite thing about playing in the NHL is knowing it is the best league in the world... His favorite road city is Vancouver, favorite road arena is Bell Centre, and favorite team to play against is Montreal... Tim's most memorable hockey moment was his first NHL game on 1/5/07.

VS. NHL

CLUB	GP	G	A	PTS	PIM
ANA	2	0	0	0	2
BOS	6	0	1	1	2
BUF	6	0	1	1	4
CGY	2	0	0	0	0
CAR	4	2	2	4	2
CHI	1	0	0	0	2
COL	2	0	0	0	2
CBJ	3	0	0	0	0
DAL	3	0	0	0	0
DET	3	0	0	0	2
EDM	3	0	1	1	0
FLA	4	0	1	1	2
LA	2	0	0	0	7
MIN	1	0	0	0	2
MTL	6	1	2	3	0
NSH	2	0	0	0	0
NJ	3	0	0	0	0
NYI	4	1	1	2	0
NYR	4	0	0	0	0
OTT	6	1	0	1	2
PHI	4	0	1	1	0
PHX	2	0	0	0	2
PIT	4	0	1	1	0
STL	1	0	0	0	0
SJ	3	0	0	0	0
TB	4	0	1	1	0
TOR	0	0	0	0	0
VAN	4	1	0	1	4
WSH	5	2	0	2	2
WPG	4	1	0	1	4



2010-11 SEASON


Completed his fifth NHL season and second with the Maple Leafs... Established NHL career highs in games played (79), goals (8), assists (12), points (20) and penalty minutes (33)... Averaged 11:39 of ice time per game... Ranked second among Leafs skaters in face-off percentage (52.0%)... Led Toronto forwards in shorthanded ice time per game (1:58) and blocked shots (58)... Also led all Maple Leafs in shorthanded points (1g, 1a) and was fourth among team forwards with 104 hits... Had points in four of five games from 3/8-3/16 (1g, 4a)... Had his second multi-point game of the season with a goal and an assist and was named first star at NYI (3/8)... Netted the game-winning goal vs. ATL (2/7)... Registered four blocked shots and was named second star vs. CAR (2/3)... Established career

highs for goals and points in a game with two goals and one assist at CAR (1/24)... Logged a season-high 19:41 of ice time vs. DAL (11/22)... Began the season with goals in each of Toronto's first two games, vs. MTL (10/7) and vs. OTT (10/9), marking the first two-game goal streak of his career... Missed two games due to injury or illness (12/28, 4/6)... **Longest goal streak:** 2 games (10/7-10/9: 2g, 0a; 1/22-1/24: 3g, 1a)... **Longest assist streak:** 2 games (12/11-12/14: 0g, 2a; 2/24-2/26: 0g, 2a; 3/8-3/10: 1g, 2a; 3/14-3/16: 0g, 2a)... **Longest point streak:** 2 games (10/7-10/9: 2g, 0a; 12/11-12/14: 0g, 2a; 1/22-1/24: 3g, 1a; 2/24-2/26: 0g, 2a; 3/8-3/10: 1g, 2a; 3/14-3/16: 0g, 2a)... **Multi-goal games:** 1 (1/24 at CAR: 2g, 1a)... **Multi-point games:** 2 (last: 3/8 at NYI: 1g, 1a).

CAREER

Is in his sixth NHL season and first with the Hurricanes... Signed as a free agent to a two-year contract on July 1, 2011... Was originally drafted by Anaheim in the second round of the 2002 NHL Entry Draft... Re-entered the draft in 2004, and was again selected by the Ducks... Represented Canada at the 2001 U-18 World Junior Championship, notching two goals and three assists (5 points) in four games... Also skated for Canada at the 2004 World Junior Championship, totaling three points (1g, 2a) and four penalty minutes and capturing a silver medal... Served as an alternate captain on that team, which also included Sidney Crosby, Marc-Andre Fleury, Dion Phaneuf, Brent Seabrook, Jeff Carter, Ryan Getzlaf, Mike Richards and current teammate Anthony Stewart... **2000-01:** Totaled 28 points (9g, 19a) in 64 games during his first season of major junior hockey with the Toronto St. Michael's Majors... Earned 10 points (2g, 8a) in 18 playoff games, helping Toronto St. Michael's win a pair of seven-game series before falling to Ottawa in the OHL Conference Finals... **2001-02:** Ranked third among Toronto St. Michael's skaters in assists (40) and fourth in points (59), skating in 61 games during his second OHL season... Led St. Michael's in playoff assists (12) and points (19), helping the team reach the OHL Conference Finals for the second consecutive year... **2002-03:** Ranked second among St. Michael's skaters in goals (24), assists (42), points (66) and plus/minus (+15), skating in 60 regular-season games... Was first on the team in playoff assists (17) and points (24), skating in 19 postseason contests before St. Michael's was eliminated in seven games by Ottawa in the OHL Conference Finals... **2003-04:** Led St. Michael's in assists (41) and points (67), playing 53 regular-season contests... Also led the Majors in playoff assists (13) and points (17) in 18 games played, as St. Michael's fell in the OHL Conference Finals for the fourth consecutive season... **2004-05:** Spent his first professional season with Cincinnati of the American Hockey League (AHL), totaling five goals, 13 assists (18 points) and 42 penalty minutes in 46 games played... Appeared in 12 Calder

Cup playoff games, earning one assist, as the Mighty Ducks topped Milwaukee in the first round before falling to eventual Calder Cup finalist Chicago in the division finals... **2005-06:** Totaled 24 points (15g, 9a) and 32 penalty minutes in 37 AHL games with Portland... Earned eight points (4g, 4a) in 15 Calder Cup Playoff games for the Pirates, as Portland advanced to the Eastern Conference Final before falling to Hershey in seven games... **2006-07:** Completed his first NHL season, skating in 15 games with Anaheim and scoring one goal... Made his NHL debut vs. CBJ (1/5)... Beat Dany Sabourin for his first NHL goal vs. VAN (2/20)... Also skated in 48 AHL games for Portland, earning 30 points (16g, 14a)... **2007-08:** Acquired by Pittsburgh in the offseason, and spent the majority of the season in the AHL with Wilkes-Barre... Skated in one NHL game with Pittsburgh... Led Wilkes-Barre in assists (43) and points (61) in 74 AHL games... Ranked second among Wilkes-Barre skaters in penalty minutes (79)... Skated in 23 Calder Cup Playoff games for the Penguins, and ranked tied for first in the AHL in playoff goals (12)... Was third in the AHL in playoff assists (15) and tied for third in playoff scoring (27 points), as Wilkes-Barre advanced to the Calder Cup Finals before falling to Chicago in six games... **2008-09:** Acquired by the Chicago Blackhawks from the Pittsburgh Penguins in July, in exchange for former Hurricanes draft pick Danny Richmond... Spent the majority of the season with the Blackhawks' AHL affiliate, Rockford... Skated in two games for Chicago, totaling two penalty minutes... Ranked first among Rockford skaters in assists (42), points (62) and shorthanded goals (4), in 64 AHL games... Earned one assist in four playoff games for Rockford... **2009-10:** Signed with Toronto in the offseason, and spent the majority of the season on the AHL level with the Toronto Marlies... Missed the first 42 games of the season with an upper body injury... Skated in one NHL game with the Maple Leafs... Ranked fourth among Marlies skaters in goals (13) and sixth in points (28), playing 33 AHL regular-season games.



PATRICK DWYER 39



Right Wing • Shoots Right

Acquired: 7/7/06, signed as a free agent

5'11" • 175 lbs.

2010-11 Team: Carolina

6/22/83 • Spokane, WA

Drafted: Atlanta 2002 (3-116-4)

HIGHLIGHTS

NHL FIRSTS:

Game: 11/2/08; 6-4 CAR W vs. TOR

Point: 11/28/08; 3-2 CAR OT W vs. PHI (goal)

Goal: 11/28/08; 3-2 CAR OT W vs. PHI (Biron)

NHL HIGHS:

Goals: 1-16x (Last: 2/19/11; 4-1 CAR L vs. NJ)

Assists: 1-15x (Last: 3/9/11; 3-2 CAR OT L vs. ATL)

Points: 2-4x (Last: 12/29/10; 4-0 CAR W at OTT)

Penalty Min: 2-9x (Last: 2/5/11; 4-2 CAR OT W vs. ATL)

Goal Streak: 2 games-2x (Last: 12/28/10-12/29/10; 2g)

Assist Streak: 3 games (1/7-1/11; 3a)

Point Streak: 3 games (1/7-1/11; 0g, 3a)

CAREER STATS

YEAR	TEAM	LEAGUE	REGULAR SEASON					PLAYOFFS				
			GP	G	A	TP	PIM	GP	G	A	TP	PIM
2001-02 (a)	Western Michigan	CCHA	38	17	17	34	26	—	—	—	—	—
2002-03	Western Michigan	CCHA	33	9	10	19	20	—	—	—	—	—
2003-04	Western Michigan	CCHA	35	13	13	26	22	—	—	—	—	—
2004-05	Western Michigan	CCHA	36	6	16	22	56	—	—	—	—	—
	Gwinnett	ECHL	14	0	5	5	8	2	0	1	1	0
2005-06	Chicago	AHL	73	16	29	45	49	—	—	—	—	—
2006-07 (b)	Albany	AHL	79	16	25	41	39	5	0	1	1	5
2007-08	Albany	AHL	59	13	12	25	29	7	0	2	2	0
2008-09	Carolina	NHL	13	1	0	1	0	2	0	1	1	0
	Albany	AHL	62	24	16	40	29	—	—	—	—	—
2009-10	Carolina	NHL	58	7	5	12	6	—	—	—	—	—
	Albany	AHL	23	11	8	19	6	—	—	—	—	—
2010-11	Carolina	NHL	80	8	10	18	12	—	—	—	—	—
Hurricanes/NHL Totals (3 seasons)			151	16	15	31	18	2	0	1	1	0

(a) June 23, 2002—Selected by the Atlanta Thrashers in the 2002 NHL Entry Draft. Third Thrashers pick, 116th overall, fourth round.

(b) July 7, 2006—Signed by the Carolina Hurricanes as a free agent.

VS. NHL

CLUB	GP	G	A	PTS	PIM
ANA	3	0	0	0	0
BOS	7	1	1	2	2
BUF	8	0	0	0	0
CGY	2	0	1	1	0
CAR	0	0	0	0	0
CHI	2	0	0	0	0
COL	2	0	0	0	0
CBJ	1	0	0	0	0
DAL	4	0	0	0	0
DET	2	0	0	0	0
EDM	2	1	0	1	2
FLA	11	2	2	4	2
LA	1	0	0	0	0
MIN	2	0	1	1	0
MTL	7	0	0	0	2
NSH	3	0	0	0	0
NJ	6	1	0	1	0
NYI	5	1	1	2	0
NYR	8	1	1	2	0
OTT	9	1	2	3	2
PHI	8	2	0	2	2
PHX	2	1	0	1	0
PIT	7	1	1	2	2
STL	1	0	0	0	0
SJ	1	1	0	1	0
TB	11	0	0	0	0
TOR	8	2	1	3	0
VAN	1	0	0	0	0
WSH	14	1	1	2	0
WPG	13	0	3	3	4

PERSONAL

Patrick and his wife, Ashley, have a son named Ian (3), and daughter named Lillian (1)... They spend their summers in Minocqua, WI... Patrick was born in Spokane but moved to Great Falls, MT, at a very early age... He started playing hockey at the age of 5, and his first team was a house league squad in Montana... His father, who coached him until major juniors, was the biggest influence on his career... His favorite player growing up was Cam Neely... Patrick's first job was working as a cart boy at a grocery store... His favorite television show is River Monsters, favorite movie is Good Will Hunting and favorite magazines are The Hockey News and ESPN The Magazine... The most played artist on his iPod is George Strait... Patrick's favorite place to visit in the Triangle is North

Hills... His favorite meal is his wife's chicken fried steak... He enjoys fishing in the offseason... His favorite team outside of hockey is Green Bay (NFL) and favorite athlete is Greg Jennings... His favorite sport to play other than hockey is soccer... The person from history he would most like to meet is Abraham Lincoln... His favorite former teammate is Jared Ross... He wears number 39 because it was assigned to him after Tim Gleason took his previous number (42)... His favorite aspect of playing in the NHL is facing the stars of the sport on a nightly basis... His most memorable hockey moment was scoring his first NHL goal... Patrick's favorite road city is Boston, favorite road arena is Montreal's Bell Centre and favorite team to play against is Washington.



2010-11 SEASON

Completed his third NHL season with Carolina... Established new career highs in games played (80), goals (8), assists (10) and points (18) in a season, averaging 12:34 of ice time per game... Ranked fifth among Carolina skaters in hits (166) and was second among Carolina forwards in blocked shots (63)... Carolina was 7-1-2 when he tallied an assist... Surpassed his previous career high with his eighth goal of the season vs. NJ (2/19)... Assisted on Tlustý's goal, registered three hits and was (+2) vs. ATL (2/5)... Registered a game-high eight hits vs. BOS (2/1)... Assisted on Jokinen's second goal, registered six hits and was (+2) vs. CGY (1/11)... Assisted on Skinner's second goal at FLA (1/7), to eclipse his previous career highs for points and assists in a season just 40 games into his 2010-11 campaign... With a goal and an assist at OTT (12/29), he matched his career-highs for goals (7), assists (5) and points (12) in a season... Had his second consecutive multi-point effort with a goal and the primary assist on Boychuk's game-winner at OTT (12/29)... Notched the game-winner when he tipped Tim

Gleason's point shot past Jonas Gustavsson at 14:49 of the third period and earned an assist on Staal's power-play goal for his first NHL power-play point at TOR (12/28)... Played in his 100th career NHL game, registering four hits at FLA (12/15)... Scored his fifth goal of the season, assisted on Jokinen's first goal and was (+3) at PIT (11/19)... Found the net just 26 seconds into the game vs. EDM (11/9) and was (+1)... Assisted on Gleason's goal and registered four hits at FLA (11/5)... Notched his third goal of the season at PHI (11/1)... Netted his first career shorthanded goal at PHX (10/23)... Scored his first goal of the season and was (+1) at SJ (10/19)... Earned his first point of the season with an assist on Sutter's game-winner against MIN (10/7) in the first game of the 2010 NHL Premiere in Helsinki... Missed two games due to injury (lower-body: 1/24-1/26)... **Longest goal streak:** 2 games (12/28-12/29: 2g, 2a)... **Longest assist streak:** 3 games (1/7-1/11: 0g, 3a)... **Longest point streak:** 3 games (1/7-1/11: 0g, 3a)... **Multi-point games:** 3 (last: 12/29 at OTT: 1g, 1a).

CAREER

Enters his fourth NHL season and fourth with the Hurricanes... Signed a two-year contract extension with Carolina on June 28, 2011... Was originally selected by the Atlanta Thrashers in the fourth round of the 2002 NHL Entry Draft, but signed with Carolina as a free agent in July 2006... **2001-02:** Was selected as the CCHA Rookie of the Year following his freshman season at Western Michigan, when he had 17 goals and 17 assists (34 points) in 38 games... Was also named to the CCHA All-Rookie Team... **2002-03:** Had 19 points (9g, 10a) in 33 games for the Broncos... **2003-04:** Netted 13 goals and had 13 assists (26 points) in 35 games to rank fifth among Broncos skaters in scoring as a junior for Western Michigan... **2004-05:** Had 22 points in his final collegiate season... Completed his college career with 101 points (45g, 56a) in 142 games... Made his professional debut with the Gwinnett Gladiators (ECHL) following the conclusion of his senior season at Western Michigan... Had five assists in 14 games with Gwinnett... **2005-06:** Completed his first full professional season, tallying 16 goals and 29 assists (45 points) and registering a plus-15 plus/minus rating for the Chicago Wolves of the American Hockey League... Ranked fifth among Wolves skaters in points, fifth in assists and tied for third in plus/minus... **2006-07:** Was fifth among River Rats in scoring with 41 points (16g, 25a) in 79 games... Was fifth on the team in goals (16) and tied for fourth in assists (25)... Established AHL career-high in games played (79) and matched his then-career-high in goals (16)... **2007-08:** Was fifth among River Rats in goals (13) and seventh in points (25) despite playing in just 59 of Albany's 80 games... Played his 100th game with the River Rats at Bridgeport (12/12)... Scored two goals, including his 100th career AHL point vs. Binghamton (2/27)... Played in his 200th career AHL game vs. Worcester (3/1)... Scored the game-winner in overtime and had an assist vs. Binghamton (3/8)... Was named Albany's team captain prior to its game vs. Portland (3/12) and served as the River Rats' captain during the playoffs... Was recalled to Carolina on 3/15 but did not play in a game with the Hurricanes, returning to Albany on 3/17... Had a

three-point game (1g, 2a), including his team-leading third shorthanded goal of the season vs. Hershey (3/19)... Returned to Albany's lineup for Game 1 of the Calder Cup Playoffs vs. Philadelphia (4/14) after missing the final six games of the regular season due to injury... Recorded two assists in Game 5 vs. Philadelphia (4/24)... **2008-09:** Completed his fourth full professional season, making his NHL debut with Carolina... Served three stints with Carolina, totaling one goal and averaging 8:33 of ice time per game in 13 contests... Scored his first NHL goal, deflecting Pitkanen's shot past Niittymäki at 15:00 of the second period at PHI (11/28)... Made his NHL debut vs. TOR (11/2), skating 14:10 of ice time... Was second among Albany skaters in goals (24) and fourth among River Rats in points (40), skating in 62 games on the AHL level... Led Albany with three shorthanded goals and ranked tied for second on the team with six power-play goals... Took over as Albany's captain following Tim Conboy's call-up and registered a four-point game (1g, 3a) vs. Norfolk (12/5)... Recorded a hat trick for Albany at Syracuse (3/21)... Completed his first NHL playoff season with Carolina, skating in two games... Made his Stanley Cup Playoff debut and earned an assist on the goal by Patrick Eaves in Game 2 at PIT (5/21)... **2009-10:** Established then-career highs in games played (58), goals (7), assists (5) and points (12)... Played 23 AHL games for Albany and was tied for the River Rats' lead in goals (11) and tied for second on the team in points (19) at the time of his third recall on 12/15... Remained in the NHL the rest of the season... Was fourth among Hurricanes forwards in hits (108)... Netted his seventh goal of the season and assisted on Cole's goal at BOS (4/10) for his first career multi-point game... Took his first NHL penalty (hooking) in his 38th NHL game, at PHI (1/23)... Scored his first career game-winner when he tipped Joni Pitkanen's shot past Jonas Gustavsson at 15:34 of the third period at TOR (1/12)... Earned his first career NHL assist on the goal by Kostopoulos at NYR (1/2)... Scored his first goal of the season at FLA (12/18).



TIM GLEASON 6



Defenseman • Shoots Left

Acquired: 9/29/06, Trade with LA

6'0" • 217 lbs.

2010-11 Team: Carolina

1/29/83 • Clawson, MI

Drafted: Ottawa 2001 (2-23-1)

HIGHLIGHTS

NHL FIRSTS:

Game: 10/9/03; 3-2 LA L at DET
Point: 10/12/03; 4-2 LA W at CHI (assist)
Goal: 2/8/06; 7-4 LA L at CBJ (Denis)

NHL HIGHS:

Goals: 2 (11/19/09; 6-5 CAR SO W vs. TOR)
Assists: 3 (10/10/08; 6-4 CAR W vs. FLA)
Points: 3 (10/10/08; 6-4 CAR W vs. FLA)
Penalty Min: 17-2x (Last: 1/24/11; 6-4 CAR W vs. TOR)
Goal Streak: 2 games (3/15/07-3/17/07: 2g)
Assist Streak: 4 games-2x (Last: 11/13/05-11/19/05: 4a)
Point Streak: 4 games-2x (Last: 11/13/05-11/19/05: 0g, 4a)

CAREER STATS

YEAR	TEAM	LEAGUE	REGULAR SEASON					PLAYOFFS				
			GP	G	A	TP	PIM	GP	G	A	TP	PIM
1999-00	Windsor	OHL	55	5	13	18	101	12	2	4	6	14
2000-01	Windsor	OHL	47	8	28	36	124	9	1	2	3	23
2001-02 (a)	Windsor	OHL	67	17	42	59	109	16	7	13	20	40
2002-03 (b)	Windsor	OHL	45	7	31	38	75	7	5	2	7	17
2003-04	Los Angeles	NHL	47	0	7	7	21	–	–	–	–	–
	Manchester	AHL	22	0	8	8	19	6	0	1	1	4
2004-05	Manchester	AHL	67	10	14	24	112	5	0	0	0	4
2005-06	Los Angeles	NHL	78	2	19	21	77	–	–	–	–	–
2006-07 (c)	Carolina	NHL	57	2	4	6	57	–	–	–	–	–
2007-08	Carolina	NHL	80	3	16	19	84	–	–	–	–	–
2008-09	Carolina	NHL	70	0	12	12	68	18	1	4	5	32
2009-10	Carolina	NHL	61	5	14	19	78	–	–	–	–	–
2010-11	Carolina	NHL	82	2	14	16	85	–	–	–	–	–
Hurricanes Totals (5 Seasons)			350	12	60	72	372	18	1	4	5	32
NHL Totals (7 Seasons)			475	14	86	100	470	18	1	4	5	32

(a) June 23, 2001—Selected by the Ottawa Senators in the 2001 NHL Entry Draft. Second Senators pick, 23rd overall, first round.
 (b) March 11, 2003—Traded by Ottawa to Los Angeles along with future considerations in exchange for Bryan Smolinski.
 (c) Sept. 29, 2006—Traded by Los Angeles to Carolina along with Eric Belanger in exchange for Oleg Tverdokvsky and the rights to Jack Johnson.

VS. NHL

CLUB	GP	G	A	PTS	PIM
ANA	12	1	0	1	4
BOS	19	0	0	0	16
BUF	19	1	2	3	8
CGY	10	0	4	4	4
CAR	2	0	1	1	0
CHI	10	0	2	2	11
COL	12	0	3	3	9
CBJ	9	2	2	4	9
DAL	17	0	2	2	15
DET	10	0	2	2	21
EDM	9	1	4	5	5
FLA	29	1	5	6	46
LA	4	0	0	0	0
MIN	11	0	3	3	14
MTL	19	0	5	5	28
NSH	11	0	3	3	16
NJ	20	2	4	6	2
NYI	20	1	6	7	22
NYR	19	0	2	2	22
OTT	19	1	4	5	13
PHI	15	0	1	1	33
PHX	16	0	2	2	13
PIT	16	0	4	4	16
STL	8	0	0	0	5
SJ	15	0	3	3	11
TB	32	0	4	4	17
TOR	21	3	3	6	30
VAN	11	0	2	2	11
WSH	30	1	4	5	57
WPG	30	0	9	9	12

PERSONAL

Tim and his wife, Candice, were married in June 2010... They welcomed a daughter, Olivia Grace, on 2/2/11 and are expecting another child in April... Tim spends his summers in Clarkston, MI... He enjoys jet skiing and golf in the offseason... His favorite hockey team growing up was Detroit and his favorite player was Steve Yzerman... His first youth team was Little Caesars in Michigan... Tim donates a suite at the RBC Center to the Wounded Warriors several times each season... His favorite movie is Braveheart, favorite television show is Rescue Me, favorite magazine is Men's Health and favorite book is Lone Survivor... The most-played artists on his iPod are Kid Rock and Kenny Chesney... Tim's most-prized possession is his Olympic silver medal... His favorite food is sushi and favorite websites are NHL.com, YouTube.com, hockeyfights.com and tsn.ca... The person from history

he would most like to meet is George Washington and the current celebrity he would most like to meet is Tom Hanks... His favorite holiday is Christmas and favorite vacation spot is Cabo... He wears number 6 because it was his number in junior hockey... Tim speaks Spanish and likes to watch movies and read books to kill time on the road... His game-day ritual includes taking a nap and relaxing with the family... Tim hopes to own a farm when his hockey career is over... His favorite athlete outside of hockey is Tom Brady... His all-time favorite former teammate is Niclas Wallin and his favorite thing about playing pro hockey is doing what he always dreamed of doing... His favorite road arena is the Bell Centre, favorite road city is Montreal and favorite team to play against is Detroit... Tim's favorite thing to do in the Triangle is go to North Hills.



2010-11 SEASON


Completed his seventh NHL season and fifth with the Hurricanes... Played in all 82 games of the season for the first time in his NHL career... Led all Hurricanes blueliners and ranked fifth among NHL defensemen in hits (215)... Led Carolina in blocked shots (141) and penalty minutes (85)... Earned his 100th career NHL point with an assist on Corvo's goal at NYI (4/2)... Assisted on LaRose's second goal and was (+1) vs. OTT (3/22)... Registered six hits and five blocked shots vs. NYR (2/22)... Assisted on Staal's second goal and was (+1) at NYI (1/26)... Was assessed a game misconduct after sparring with Nikolai Kulemin vs. TOR (1/24), matching his career high with 17 penalty minutes... Assisted on Jokinen's second

CAREER

Is in his eighth NHL season and sixth with Carolina... Signed a four-year contract with the Hurricanes on June 19, 2008... Represented the United States at the 2010 Winter Olympic Games in Vancouver, and was (+3) in six games played as the Americans won silver... Also played for Team USA at the 2008 IIHF World Championship, the 2003 World Junior Championship (limited to one game because of a foot injury) and the 2001 World Junior Championship (7 games played, 1 assist)... **1999-00:** Was selected as a member of the OHL All-Rookie Second Team after tallying 18 points (5g, 13a) and 101 penalty minutes in 55 games with Windsor of the Ontario Hockey League (OHL)... Led all Windsor defensemen with six points (2g, 4a) in 12 playoff games... **2000-01:** Served as alternate captain for Windsor and led all club blue-liners in team scoring... Named Windsor's Most Outstanding Defenseman... Was teammates with Jason Spezza, Ottawa's first-round choice in the 2001 NHL Entry Draft... **2001-02:** Led all club defensemen and finished second overall in team scoring... His 42 assists also ranked second on the team and he led the club with 67 games played... Finished third on the club in playoff scoring with 20 points (7g, 13a) in 16 post-season contests... **2002-03:** Led all Windsor defensemen in scoring and captained his team... Skated for the Western Conference at the 2002 OHL All-Star Game... Co-led the club in playoff goals with five in seven post-season games... Completed his junior hockey career with 151 points (37g, 114a) and 409 penalty minutes in 214 regular season games over four seasons... **2003-04:** Made his NHL debut (at age 20) with the Kings at DET (10/9)... Played in the Kings' first 20 games of the season and picked up his first career point (an assist) in his third NHL game at CHI (10/12)... Finished the season with seven points (0g, 7a) in 47 games with the Kings... Also collected eight points (0g, 8a) in 22 games with the Manchester Monarchs of the American Hockey League (AHL)... **2004-05:** Finished second in scoring among Manchester (AHL) defensemen with 24 points (10g, 14a) in 67 games... Led all Monarchs defensemen in goals with 10... Three of his 10 goals were game-winners including one overtime game-winner... Was a (+17) for the season... **2005-06:** Completed his first full NHL season, playing in a career-high 78 games for the Los Angeles Kings... Finished second among Kings skaters with 141 hits and third on the team with 117 blocked shots... Also established career highs in assists (19) and points (21)... Finished the season with an even or better rating in each of his last 10 games... Scored his first career goal in his 103rd NHL game at CBJ (2/8)... Appeared in his 100th NHL game vs. EDM (1/26)... Had six points (0g, 6a) and a (+5) rating in 12 October

goal and was (+2) in 22:41 of ice time vs. CGY (1/11)... Assisted on Staal's goal and registered three hits in 26:59 of ice time at NYR (1/5)... Earned an assist as he took the shot Dwyer tipped for the game-winner at TOR (12/28)... Was assessed a charging penalty and a game misconduct for a hit on Mathieu Perreault vs. WSH (12/26)... Played his 300th game with the Hurricanes, at TB (12/20)... Scored his second goal of the season and assisted on LaRose's first goal vs. OTT (11/17)... Scored his first goal of the year at FLA (11/5)... Assisted on Sutter's game-winning goal and was (+2) against MIN (10/7) in the first game of the 2010 NHL Premiere in Helsinki... **Multi-point games:** 1 (11/17 vs. OTT: 1g, 1a).

games... **2006-07:** Ranked fifth on the team in blocked shots (80) and third among Hurricanes defensemen in hits (113)... Beat Martin Brodeur for his first goal with the Hurricanes vs. NJ (3/15)... Suffered a broken right foot when he blocked a shot vs. FLA (12/23)... Had seven penalty minutes at PHI (12/19), including his first fight in a Carolina uniform when he sparred with the Flyers' Ben Eager... Assisted on Ladd's power-play goal at WSH (10/7) for his first point with Carolina... Made his Hurricanes debut, blocking five shots in 26:51 of ice time vs. BUF (10/4)... Missed 25 total games due to injury... **2007-08:** Earned then-career highs in games played (80), goals (3), penalty minutes (84) and plus/minus (+5)... Ranked first among Hurricanes defensemen and tied for 21st among NHL defensemen in hits (151)... Was third among Carolina defensemen in blocked shots (107)... Earned two assists for the first time in his NHL career vs. ATL (3/28)... Netted his first goal of the season, assisted on Staal's first goal of the game and was a season-high (+5) vs. EDM (1/18)... Played his 100th Hurricanes game at ATL (1/4)... **2008-09:** Ranked first among Hurricanes defensemen and 16th among NHL defensemen with 171 hits... Was second on the team in blocked shots (133) and third on the team in penalty minutes (68)... Ranked first among Hurricanes skaters in shorthanded ice time (195 min., 2:47 per game)... Played his 200th game with the Hurricanes at FLA (3/23)... Played his 300th NHL game at PIT (1/20)... Earned a career-high three assists vs. FLA (10/10)... Missed 12 games due to injury... Participated in his first NHL playoff season, skating in all 18 postseason contests for Carolina... Ranked tied for ninth in the NHL in blocked shots (34) and hits (59)... Ranked first on the team in playoff penalty minutes (32)... Earned assists on Jokinen's tying goal with 1:20 left and Staal's winning goal with 0:32 left in Game 7 at NJ (4/28), marking his first multi-point playoff game... Scored his first career playoff goal with the overtime game-winner in Game 2 at NJ (4/17)... Made his NHL playoff debut, blocking four shots and registering three hits in Game 1 at NJ (4/15)... **2009-10:** Was second on the team in penalty minutes (78)... Led Hurricanes defensemen in hits (149) and was second in blocked shots (115)... Led the team in shorthanded time on ice per game (3:10)... Missed the final 13 games of the season with a broken bone in his foot... Established a new single-season career high in goals with five... Was 16th among NHL defensemen in hits (147) at the time of his foot injury... Sustained a face injury, but returned to action to score a game-tying, shorthanded goal at WSH (12/11), the first shorthanded goal of his career... Accumulated a career-high 17 PIM vs. PHI (10/2)... Missed 21 games due to injury.



JAY HARRISON 44



Defenseman • Shoots Left

Acquired: 7/9/09, Signed as a free agent

6'4" • 211 lbs.

2010-11 Team: Carolina

11/3/82 • Oshawa, Ont.

Drafted: Toronto 2001 (4-82-3)

HIGHLIGHTS

NHL FIRSTS:

Game: 1/28/06; 4-3 TOR OT L vs. MTL
Point: 1/30/06; 4-2 TOR W at FLA (assist)
Goal: 10/9/09; 7-2 CAR W vs. FLA (Salak)

NHL HIGHS:

Goals: 1-4x (Last: 2/15/11; 4-1 CAR W vs. PIT)
Assists: 2 (11/5/10; 7-4 CAR L at FLA)
Points: 2-2x (Last: 2/22/11; 4-3 CAR OT L vs. NYR)
Penalty Min: 7-2x (Last: 10/31/09; 6-1 CAR L at PHI)
Goal Streak: 2 games (2/22/11-2/25/11: 2g)
Assist Streak: 2 games-2x (Last: 11/3/10-11/5/10: 3a)
Point Streak: 2 games-3x (Last: 2/22/11-2/25/11: 2g, 1a)

CAREER STATS

YEAR	TEAM	LEAGUE	REGULAR SEASON					PLAYOFFS				
			GP	G	A	TP	PIM	GP	G	A	TP	PIM
1998-99	Brampton	OHL	63	1	14	15	108	—	—	—	—	—
1999-00	Brampton	OHL	68	2	18	20	139	6	0	2	2	15
2000-01 (a)	Brampton	OHL	53	4	15	19	112	9	1	1	2	17
2001-02	Brampton	OHL	61	12	31	43	116	—	—	—	—	—
	St. John's	AHL	7	0	1	1	2	10	0	0	0	4
	Memphis	CHL	—	—	—	—	—	1	0	0	0	2
2002-03	St. John's	AHL	72	2	8	10	72	—	—	—	—	—
2003-04	St. John's	AHL	70	4	5	9	141	—	—	—	—	—
2004-05	St. John's	AHL	60	0	4	4	108	4	0	1	1	14
2005-06	Toronto	NHL	8	0	1	1	2	—	—	—	—	—
	Toronto	AHL	57	9	20	29	100	5	1	3	4	8
2006-07	Toronto	NHL	5	0	0	0	6	—	—	—	—	—
	Toronto	AHL	41	4	14	18	68	—	—	—	—	—
2007-08	Toronto	AHL	69	13	14	27	73	18	2	10	12	35
2008-09	Toronto	NHL	7	0	1	1	10	—	—	—	—	—
	Zug	Swiss-A	41	6	9	15	96	7	1	2	3	33
2009-10 (b)	Carolina	NHL	38	1	5	6	50	—	—	—	—	—
	Albany	AHL	32	2	12	14	22	—	—	—	—	—
2010-11	Carolina	NHL	72	3	7	10	72	—	—	—	—	—
Hurricanes Totals (2 Seasons)			110	4	12	16	122	—	—	—	—	—
NHL Totals (5 Seasons)			130	4	14	18	140	—	—	—	—	—

(a) June 23, 2001—Selected by the Toronto Maple Leafs in the 2001 NHL Entry Draft. Fourth Leafs pick, 82nd overall, third round.
 (b) July 9, 2009—Signed by the Carolina Hurricanes as a free agent.


PERSONAL

Jay and his wife, Jodean, have two daughters: Presley (3) and Willa (1)... They spend their summers in Bowmanville, Ontario... Jay started playing organized hockey when he was 5, and his first team was Marigold Lincoln in Whitby, Ontario... He says his parents had the biggest influence on his career... His favorite player growing up was Rick Vaive... Jay's first job was working as a furniture mover... His favorite movie is The Departed, favorite television show is Mantracker and favorite website is dailygrail.com... The most-played artist on his iPod is Tool... His favorite book is Siddhartha by Hermann Hesse... Jay has played guitar since he was 10, and the person he would most like to meet is Slash... His favorite meal is steak

and sweet potatoes and his favorite place to visit in the Triangle is Monkey Joe's... He enjoys golf and darts, and his favorite athlete outside of hockey was Michael Jordan... His favorite team outside of hockey is the New Zealand All Blacks... Jay's most memorable hockey moment was his first NHL goal... His favorite road city is Montreal, favorite road arena is the Bell Centre and favorite team to play against is the Canadiens... He wears number 44 because it was assigned to him... He says he has "too many game day rituals to mention"... Jay's favorite former teammate is Matt Stajan, and his favorite thing about playing in the NHL is coming out for warm-ups.

VS. NHL

CLUB	GP	G	A	PTS	PIM
ANA	1	0	0	0	2
BOS	8	0	0	0	12
BUF	5	0	0	0	0
CGY	2	0	0	0	2
CAR	0	0	0	0	0
CHI	1	0	0	0	0
COL	3	0	0	0	6
CBJ	1	0	1	1	2
DAL	3	0	0	0	2
DET	0	0	0	0	0
EDM	1	0	0	0	2
FLA	11	2	4	6	11
LA	1	0	0	0	0
MIN	3	0	0	0	4
MTL	7	0	1	1	8
NSH	2	0	0	0	0
NJ	9	0	0	0	15
NYI	3	0	1	1	7
NYR	7	1	1	2	7
OTT	8	0	1	1	2
PHI	8	0	2	2	11
PHX	2	0	0	0	5
PIT	8	1	0	1	4
STL	2	0	0	0	10
SJ	2	0	1	1	2
TB	9	0	0	0	20
TOR	4	0	0	0	4
VAN	1	0	0	0	0
WSH	10	0	2	2	0
WPG	8	0	0	0	2



2010-11 SEASON

Completed his fifth NHL season and second with the Hurricanes... Established new career highs in games played (72), goals (3), assists (7), points (10) and penalty minutes (72)... Ranked tied for second on the team in plus/minus (+5)... Missed the season's final seven games with a wrist injury... Played his 100th game with the Hurricanes vs. BUF (3/3)... Found the net for the second consecutive contest with the game's opening tally vs. PIT (2/25)... Netted his second goal of the season and assisted on Jokinen's second tally of the game vs. NYR (2/22)... Assisted on Skinner's goal and was (+2) in 13:19 of ice time vs. PHI (2/18)... Took Carolina's lone penalty of the game when he sparred with David Clarkson in the second period at NJ (2/8)... Sparred with Milan Lucic vs. BOS (2/1)... Registered three hits and three blocked shots and was (+2) in 21:12 of ice time vs. TOR (1/24)... Sparred with Brandon Prust and registered four hits vs. NYR

(1/20)... Played his 100th career NHL game vs. TB (1/15)... Netted his first goal of the season, blocked four shots and was (+2) vs. FLA (1/3)... Returned to action vs. ANA (12/18) after missing two games with an upper-body injury... Registered four hits and four blocked shots vs. FLA (11/6)... Had his first career multi-point game with a pair of assists at FLA (11/5)... Celebrated his 28th birthday with an assist on Tlustý's goal and a fight with Zenon Konopka vs. NYI (11/3)... Recorded five hits and two blocked shots at NYR (10/29)... Sparred with Paul Bissonnette at PHX (10/23)... Missed 10 games due to injury (upper body: 12/15-12/16; illness: 2/26; wrist: 3/29-4/9)... **Longest goal streak:** 2 games (2/22-2/25: 2g, 1a)... **Longest assist streak:** 2 games (11/3-11/5: 0g, 3a)... **Longest point streak:** 2 games (11/3-11/5: 0g, 3a; 2/22-2/25: 2g, 1a)... **Multi-assist games:** 1 (11/5 at FLA: 0g, 2a)... **Multi-point games:** 2 (Last: 2/22 vs. NYR: 1g, 1a).

CAREER

Is in his sixth NHL season and third with Carolina... Signed a two-year contract with the Hurricanes on June 16, 2011... Had 112 points (34g, 78a) in 408 career American Hockey League (AHL) games with St. John's, Toronto and Albany... Earned 97 points (19g, 78a) in 245 career Ontario Hockey League (OHL) games with Brampton from 1998-2002... Represented Canada at the World Junior Championships in 2001, totaling one assist and six penalty minutes in seven games and capturing a silver medal... Also represented Canada in the 4 Nations Cup during the 1998-99 season, scoring a goal to help Canada capture gold... **1998-99:** Played 63 games for Brampton (OHL), totaling 15 points (1g, 14a) with 108 penalty minutes... Named to the OHL's All-Rookie Team... **1999-00:** Earned 20 points (2g, 18a) and had 139 penalty minutes in 68 games for Brampton (OHL)... Totaled two assists and 15 penalty minutes in six playoff games for the Battalion... **2000-01:** Played 53 games for Brampton, notching four goals and 15 assists (19 points) with 112 penalty minutes... Had one goal, one assist and 17 penalty minutes in nine playoff games for the Battalion... **2001-02:** Ranked 14th among OHL defensemen in scoring with 43 points (12g, 31a) in 61 games for Brampton... Joined St. John's (AHL), earning one assist in seven regular-season games... Also played 10 Calder Cup Playoff games for St. John's, and one playoff game for Memphis of the Central Hockey League (CHL)... **2002-03:** Earned 10 points (2g, 8a) in 72 games during his first full professional season with St. John's... **2003-04:** Played 70 games for St. John's, collecting nine points (4g, 5a) and 141 penalty minutes... Played his 100th career AHL game at Cleveland (11/28)... **2004-05:** Earned four assists and tallied 108 penalty minutes in 60 games for St. John's... Had one assist and 14 penalty minutes in four Calder Cup Playoff games... **2005-06:** Split the season between the Toronto Marlies and the Toronto Maple Leafs, seeing his first NHL action with the Leafs... Played 57 games for the Marlies (AHL), totaling 29 points

(9g, 20a) with 100 penalty minutes... His head coach with the Marlies was current Hurricanes Head Coach Paul Maurice... Recalled to the NHL on 1/27... Made his NHL debut with the Maple Leafs vs. MTL (1/28)... Earned his first NHL point (assist) at FLA (1/30)... Finished the season with one assist and two penalty minutes on the NHL level... Played in five AHL playoff games with the Marlies, scoring one goal and adding three assists (4 points) with eight penalty minutes... **2006-07:** Started the season on the NHL level with the Maple Leafs before being reassigned to the Marlies (AHL) on 11/14... Played five total games on the NHL level, totaling six penalty minutes... Had four goals and 14 assists (18 points) in 41 AHL games with the Marlies... **2007-08:** Spent the entire season with the Toronto Marlies (AHL)... Ranked second among Marlies defensemen in scoring with 27 points (13g, 14a) in 69 games... Led Marlies defensemen in scoring (12 points) and ranked second overall on the team in assists (10) during the Calder Cup Playoffs, appearing in 18 games as Toronto advanced to the AHL Conference Finals before falling to Chicago... **2008-09:** Began the season with Zug of the Swiss league, earning 15 points (6g, 9a) and collecting 96 penalty minutes in 41 regular-season games... Signed with Toronto (NHL) on 3/27 after Zug's season concluded... Played in seven games with the Maple Leafs, earning one assist and totaling 10 penalty minutes... **2009-10:** Established then-career highs in games played (38), assists (5), points (6) and penalty minutes (50)... Was tied for second on the team in fighting majors (6)... Had two goals and 12 assists (14 points) and was (+8) in 32 AHL regular-season games with Albany... Was reassigned to Albany at the end of the NHL season to participate in the Calder Cup Playoffs... Assisted on Sutter's goal vs. SJ (11/1), marking the first time in his career that he earned points in consecutive games... Beat Alexander Salak for his first NHL goal vs. FLA (10/9)... Made his Hurricanes debut on opening night, vs. PHI (10/2)



JUSSI JOKINEN 36



Forward • Shoots Left

Acquired: 2/7/09, Trade with TB

5'11" • 198 lbs.

2010-11 Team: Carolina

4/1/83 • Kalajoki, Finland

Drafted: Dallas 2001 (7-192-6)

HIGHLIGHTS

NHL FIRSTS:

Game: 10/5/05; 5-4 DAL W vs. LA

Point: 10/11/05; 3-2 DAL W vs. PHX (goal)

Goal: 10/11/05; 3-2 DAL W vs. PHX (LeNeveu)

Shootout Stats: 60 attempts, 28 goals (46.7%),
9 game-deciding goals

NHL HIGHS:

Goals: 4 (11/16/07; 6-1 DAL W vs. COL)

Assists: 2-26x (Last: 1/24/11; 6-4 CAR W vs. TOR)

Points: 4-2x (Last: 11/19/10; 5-4 CAR SO L at PIT)

Penalty Min: 4-4x (Last: 10/14/10; 3-2 CAR L at OTT)

Goal Streak: 3 games-5x (Last: 2/22/11-2/26/11: 4g)

Assist Streak: 6 games (3/9/07-3/18/07: 8a)

Point Streak: 10 games (1/28/10-3/2/10: 9g, 4a)

CAREER STATS

YEAR	TEAM	LEAGUE	REGULAR SEASON					PLAYOFFS				
			GP	G	A	TP	PIM	GP	G	A	TP	PIM
1999-00	Karpat Oulu U18	Fin-U18	15	6	25	31	14	6	2	3	5	0
	Karpat Oulu Jr.	Fin-Jr	28	4	7	11	14	—	—	—	—	—
2000-01 (a)	Karpat Oulu U18	Fin-U18	1	2	1	3	0	—	—	—	—	—
	Karpat Oulu Jr.	Fin-Jr	41	18	31	49	69	6	2	1	3	0
2001-02	Karpat Oulu Jr.	Fin-Jr	2	4	1	5	2	1	1	1	2	0
	Karpat Oulu	Finland	54	10	6	16	38	4	1	0	1	0
2002-03	Karpat Oulu	Finland	51	14	23	37	10	15	2	1	3	33
2003-04	Karpat Oulu	Finland	55	15	23	38	20	15	3	4	7	6
2004-05	Karpat Oulu	Finland	56	23	24	47	24	12	3	4	7	2
2005-06	Dallas	NHL	81	17	38	55	30	5	2	1	3	0
	Finland	Olympics	8	1	3	4	2	—	—	—	—	—
2006-07	Dallas	NHL	82	14	34	48	18	4	0	1	1	0
2007-08 (b)	Dallas	NHL	52	14	14	28	14	—	—	—	—	—
	Tampa Bay	NHL	20	2	12	14	4	—	—	—	—	—
2008-09 (c)	Tampa Bay	NHL	46	6	10	16	16	—	—	—	—	—
	Carolina	NHL	25	1	10	11	12	18	7	4	11	2
2009-10	Carolina	NHL	81	30	35	65	36	—	—	—	—	—
2010-11	Carolina	NHL	70	19	33	52	24	—	—	—	—	—
Hurricanes Totals (3 Seasons)			176	50	78	128	72	18	7	4	11	2
NHL Totals (6 Seasons)			457	103	186	289	154	27	9	6	15	2

(a) June 24, 2001—Selected by the Dallas Stars in the 2001 NHL Entry Draft. Seventh Stars pick, 192nd overall, sixth round.

(b) Feb. 26, 2008—Acquired by the Tampa Bay Lightning along with Mike Smith and a fourth-round pick in the 2009 NHL Entry Draft in exchange for Brad Richards and Johan Holmqvist.

(c) Feb. 7, 2009—Acquired by the Carolina Hurricanes in exchange for Wade Brookbank, Josef Melichar and a fourth-round pick in the 2009 NHL Entry Draft.


PERSONAL

Jussi and his wife, Salla, spend their summers in Oulu, Finland... Jussi's brother, Juho, is a defenseman for Karpat in the Finnish Elite League... Jussi contributes to JHT Juniors in Kalajoki, and also provides assistance to allow kids at the hospital in Oulu to enjoy time away from their hospital rooms... He also donated \$150 for every assist and \$300 for every goal to the Kids 'N Community Foundation last season... Jussi's first hockey memory is scoring the game-winning goal in a shootout in the final game of a tournament when he was 8 years old, and he was childhood friends with Hurricanes defenseman Joni Pitkanen... His parents were the biggest influence on his career, and his favorite player growing up was Jaromir Jagr... His first job was working on his father's potato farm... His favorite movie is

Wedding Crashers and his favorite TV show is Entourage... He lists golf, tennis and beach soccer as his favorite activities outside of hockey... The most-played song on his iPod is "Ei" by Maija Vilkkumaa... He enjoys watching American football and the person he would most like to meet is Barack Obama... His favorite food is sushi and his favorite vacation spot is the Caribbean... He says the thing he likes most about being in the NHL is the "opportunity to play against the best players in the world in the best league in the world"... The place he spends the most time in the Triangle is North Hills... His favorite former teammates are Mike Modano and Jere Lehtinen, his linemates in Dallas... His favorite road arena is Bell Centre and favorite team to play against is Philadelphia.

VS. NHL

CLUB	GP	G	A	PTS	PIM
ANA	23	4	9	13	10
BOS	14	3	5	8	8
BUF	18	2	4	6	8
CGY	14	2	7	9	6
CAR	8	2	4	6	0
CHI	13	3	5	8	6
COL	16	6	7	13	4
CBJ	14	2	6	8	8
DAL	6	1	2	3	2
DET	12	2	5	7	8
EDM	14	5	7	12	4
FLA	21	3	8	11	6
LA	23	3	8	11	2
MIN	17	4	11	15	2
MTL	13	2	4	6	4
NSH	14	1	7	8	4
NJ	14	5	3	8	14
NYI	15	4	7	11	6
NYR	15	4	2	6	6
OTT	13	0	6	6	8
PHI	12	6	5	11	8
PHX	24	6	7	13	10
PIT	14	5	7	12	2
STL	12	2	9	11	2
SJ	25	3	5	8	6
TB	14	6	4	10	4
TOR	10	2	8	10	0
VAN	12	2	5	7	0
WSH	20	6	11	17	6
WPG	17	7	8	15	0



2010-11 SEASON

Completed his sixth NHL season and third with the Hurricanes... Ranked tied for fourth among Hurricanes in scoring (52 points) and third in assists (33)... Was second on the team in power-play goals (8)... Was selected by the Carolina chapter of the Professional Hockey Writers Association as the "Good Guy" Award winner for media cooperation... Earned his 14th multi-point game of the season with a goal and an assist at ATL (4/8)... Netted a pair of goals vs. NYR (2/22)... Was plus or even in 17 consecutive games played from 11/26-1/15... Netted a pair of power-play goals and assisted on McBain's goal vs. TB (1/15)... Returned to action after missing six games due to injury and had a three-point night with two goals and an assist vs. CGY (1/11)... Set up Skinner's first-period goal before leaving the game with a lower-body injury at TOR (12/28)... Earned his 100th Hurricanes point with a goal and added an assist vs. WSH (12/26)... Scored

in the shootout at ATL (12/16) to pass Slava Kozlov (27) for first all-time in shootout goals with 28... Matched his career high with four points (2g, 2a) and was (+4) at PIT (11/19)... Played his 400th career NHL game and earned two assists at FLA (11/5)... Led all players in scoring with three points (1g, 2a) in the two games of the 2010 NHL Premiere in Helsinki... Scored a goal, earned an assist and was named second star, playing in his home nation of Finland against MIN (10/7)... Missed 12 games due to injury (lower-body: 12/29-1/9, 2/3-2/13)... **Longest goal streak:** 3 games (2/22-2/26: 4g, 1a)... **Longest assist streak:** 3 games (11/13-11/19: 2g, 6a; 1/11-1/15: 4g, 3a)... **Longest point streak:** 3 games (11/13-11/19: 2g, 6a; 1/11-1/15: 4g, 3a; 2/22-2/26: 4g, 1a)... **Multi-goal games:** 4 (last: 2/22 vs. NYR: 2g, 0a)... **Multi-assist games:** 6 (last: 1/24 vs. TOR: 0g, 2a)... **Multi-point games:** 14 (last: 4/8 at ATL: 1g, 1a).

CAREER

Is in his sixth NHL season and third with Carolina... Signed a three-year contract with Carolina on June 30, 2011... Has represented Finland in international competitions including the U-18 World Junior Championship (2001), the U-20 World Junior Championship (2002, 2003), the IIHF World Championship (2005, 2006, 2008, 2010), and the Winter Olympic Games (2006)... **1999-00:** Split the season between Karpat's Junior and U-18 teams... Was teammates with Hurricanes defenseman Joni Pitkanen on Karpat U-18... **2000-01:** Played the majority of the season with Karpat Jr., notching 18 goals and 31 assists (49 points) in 41 regular-season games... Scored two goals in six games at the 2001 U-18 World Junior Championship, helping Finland to the bronze medal... **2001-02:** Played his first season in SM-Liiga for Karpat Oulu, totaling 16 points (10g, 6a) in 54 regular-season games... Teamed with Pitkanen both with Karpat and on the Finnish team at the 2002 World Junior Championship, where they helped Finland win bronze... Led Finland in scoring at the tournament with eight points, and ranked tied for first overall in the tournament in assists (6)... **2002-03:** Was tied for second among Karpat skaters in assists (23) and fourth on the team in points (37), skating in 51 SM-Liiga games... Again helped Finland capture bronze at the 2003 World Junior Championship, playing alongside current Hurricanes teammates Joni Pitkanen and Tuomo Ruutu... Finished among the tournament leaders in goals (6) and points (8), ranking second on the Finnish team behind Ruutu in both categories... **2003-04:** Ranked tied for second among Karpat skaters in assists (23) and points (38), skating in 55 regular-season games... Talled three goals and four assists (7 points) in 15 playoff games, helping Karpat capture the league championship... **2004-05:** Posted 23 goals and 24 assists (47 points), leading Karpat in goals and points and ranking second in assists... Among Finnish Elite League leaders, was tied for fifth in assists, tied for sixth in points and eighth in goals... Had seven points (3g, 4a) in 12 playoff games, helping Karpat capture its second consecutive league championship... Represented Finland at the 2005 IIHF World Championship... **2005-06:** Played his first NHL season with Dallas, notching 17 goals and 38 assists (55 points) in 81 games... Led the NHL in shootout goals, scoring on 10 of 13 attempts... Talled the sixth-most assists and the 10th-most points by a rookie in Stars history... Earned his first career three-point game with a goal and two assists vs. COL (3/4)... Scored his first NHL goal vs. PHX (10/11)... Made his NHL debut vs. LA (10/5)... Represented Finland at the 2006 Winter Olympic Games, earning a silver medal... Had four points (1g, 3a) in the tournament... Made his Stanley Cup Playoff debut, appearing in five games, recording two goals and one assist (3 points)... Scored his first playoff goal in Game 2 of the Western Conference Quarterfinals vs. COL (4/24)... Had eight points (2g, 6a) in nine games for Finland at the 2006 IIHF World Championship, ranking second among Finnish skaters in scoring

and helping his country to the bronze medal... **2006-07:** Ranked second among Stars skaters in plus/minus (+8) and fifth in points (48)... Was one of three Dallas players to appear in all 82 games... Earned his 100th career NHL point with an assist vs. PHX (3/18)... Played in four playoff games, earning one assist in his second NHL postseason appearance... **2007-08:** Totaled 16 goals and 26 assists (42 points) in 72 games with Tampa Bay and Dallas... Recorded 14 of his 42 points on the power play... Registered 14 points (2g, 12a) in 20 games with the Lightning after being acquired on Feb. 26... Won 178 of 341 face-offs taken (52.2%)... Scored his first Lightning goal and added an assist at PIT (3/6)... Made his Lightning debut vs. MIN (2/27)... Netted his first career hat trick, scoring four goals, for Dallas vs. COL (11/16)... Was the first Stars player to have four goals in a game since Brett Hull (3/21/01 vs. ANA)... Helped Finland to another bronze medal at the IIHF World Championship, notching four points (1g, 3a) in nine games... **2008-09:** Had 11 points (1g, 10a) in 25 games with the Hurricanes after being acquired on 2/7 from Tampa Bay... Led all Hurricanes forwards in total shorthanded ice time (145:45)... Was 5-for-12 with 1 game-deciding goal in the shootout... Scored his first goal with the Hurricanes, the game-winning goal, vs. TB (2/20)... Made his Hurricanes debut and assisted on Eaves' goal at PHX (2/7)... Acquired from Tampa Bay on 2/7... Prior to the trade, had six goals and 10 assists (16 points) in 46 games with Tampa Bay... Completed his first playoff season for Carolina and third in the NHL... Was second among Hurricanes in playoff goals (7) and tied for second in playoff points (11)... Ranked tied for first in the NHL in playoff game-winning goals (3) and tied for 11th in the league in playoff goals (7)... Scored the overtime, game-winning goal and had an assist in Game 3 vs. BOS (5/6)... Tied Game 7 at NJ (4/28) with a one-timer past Brodeur with 1:20 left, helping Carolina to a 4-3 come-from-behind win... Deflected the game-winning goal past Martin Brodeur with 0.2 seconds remaining – the latest regulation game-winner in NHL playoff history – in Game 4 vs. NJ (4/21)... Made his Hurricanes playoff debut in Game 1 at NJ (4/15)... **2009-10:** Established career highs in goals (30) and points (65)... Among Hurricanes skaters, ranked first in goals (30), second in points (65) and fourth in assists (35)... Ranked tied for 10th in the NHL in game-winning goals (6), tied for 19th in goals (30) and eighth in shooting percentage (18.8%)... Set a career-best for longest point streak when he earned points in 10 consecutive games (1/28-3/2: 9g, 4a)... Had 45 points (22g, 23a) in the final 45 games (12/26-4/10) of the season... The Hurricanes were 19-3-4 when he scored a goal... Ranked second among the NHL's Finnish players in scoring (65 points) and first in goals (30)... Reached the 30-goal mark for the first time in his career and earned an assist at TB (4/6)... Had his fourth multi-goal game of the season at ATL (3/29), his 100th game with the Hurricanes.



DEREK JOSLIN 27



Defenseman • Shoots Left

Acquired: 2/18/11, Trade with SJ

6'1" • 210 lbs.

2010-11 Teams: San Jose/Carolina

3/17/87 • Richmond Hill, Ont.

Drafted: San Jose 2005 (5-149-5)

HIGHLIGHTS

NHL FIRSTS:

Game: 1/3/09; 5-3 SJ W vs. NYI
Point: 11/15/09; 4-3 SJ OT L at CHI (assist)
Goal: 12/13/10; 3-2 SJ SO L vs. DAL (Raycroft)

NHL HIGHS:

Goals: 1-2x (Last: 4/6/11; 3-0 CAR W vs. DET)
Assists: 2 (2/25/11; 4-1 CAR W vs. PIT)
Points: 2 (2/25/11; 4-1 CAR W vs. PIT)
Penalty Min: 4-2x (Last: 12/6/10; 5-2 SJ W at DET)
Goal Streak: None
Assist Streak: 3 games (11/15/09-11/20/09: 3a)
Point Streak: 3 games (11/15/09-11/20/09: 0g, 3a)

CAREER STATS

YEAR	TEAM	LEAGUE	REGULAR SEASON					PLAYOFFS				
			GP	G	A	TP	PIM	GP	G	A	TP	PIM
2003-04	Ottawa	OHL	7	0	0	0	4	—	—	—	—	—
2004-05 (a)	Ottawa	OHL	68	6	24	30	44	21	0	3	3	24
2005-06	Ottawa	OHL	68	11	37	48	40	6	1	5	6	10
	Cleveland	AHL	2	0	0	0	0	—	—	—	—	—
2006-07	Ottawa	OHL	68	11	38	49	66	5	1	4	5	4
	Worcester	AHL	3	0	0	0	0	4	0	0	0	2
2007-08	Worcester	AHL	80	10	24	34	44	—	—	—	—	—
2008-09	San Jose	NHL	12	0	0	0	6	—	—	—	—	—
	Worcester	AHL	63	11	19	30	40	12	0	2	2	8
2009-10	San Jose	NHL	24	0	3	3	12	—	—	—	—	—
	Worcester	AHL	55	5	27	32	29	11	4	1	5	4
2010-11 (b)	San Jose	NHL	17	1	3	4	8	—	—	—	—	—
	Carolina	NHL	17	1	4	5	2	—	—	—	—	—
Hurricanes Totals (1 Season)			17	1	4	5	2	—	—	—	—	—
NHL Totals (3 Seasons)			70	2	10	12	28	—	—	—	—	—

(a) July 30, 2005—Selected by the San Jose Sharks in the 2005 NHL Entry Draft. Fifth Stars pick, 149th overall, fifth round.
 (b) Feb. 18, 2011—Acquired by the Carolina Hurricanes from the San Jose Sharks in exchange for future considerations.

VS. NHL

CLUB	GP	G	A	PTS	PIM
ANA	1	0	0	0	0
BOS	0	0	0	0	0
BUF	2	0	1	1	0
CGY	2	0	0	0	2
CAR	0	0	0	0	0
CHI	4	0	1	1	0
COL	2	0	0	0	0
CBJ	2	0	0	0	0
DAL	4	1	0	1	6
DET	6	1	2	3	4
EDM	2	0	0	0	0
FLA	0	0	0	0	0
LA	3	0	1	1	2
MIN	1	0	0	0	0
MTL	3	0	0	0	0
NSH	4	0	1	1	2
NJ	2	0	0	0	2
NYI	4	0	1	1	2
NYR	0	0	0	0	0
OTT	3	0	0	0	0
PHI	1	0	1	1	2
PHX	4	0	0	0	2
PIT	2	0	2	2	0
STL	5	0	0	0	0
SJ	0	0	0	0	0
TB	4	0	0	0	2
TOR	1	0	0	0	0
VAN	5	0	0	0	0
WSH	2	0	0	0	2
WPG	1	0	0	0	0

PERSONAL

Derek spends his summers in his hometown of Richmond Hill, Ontario... His sister, Jamie, is on a hockey scholarship at Robert Morris in Pittsburgh... Derek participated in events this summer that benefited the Juvenile Diabetes Research Foundation and Facing Off Fore Charity... He began playing hockey at age 4, and first played on the Oak Ridges Kings... He says his dad, who played junior as a defenseman and was his first hockey coach, was the biggest influence on his career... Derek's favorite players growing up were Wayne Gretzky and Nicklas Lidstrom... His favorite television show is Criminal Minds and favorite movie is Rise of the Planet of the Apes... The most-played artist on his iPod is Usher... Derek's first job was working as a caddie at Beacon Hall Golf Club, and his favorite

magazine is Golf Digest... Golf is his favorite sport to watch and play outside of hockey... His favorite video game is Call of Duty, and favorite food is steak... The person he would most like to meet is Tiger Woods... Derek wears 27 because he was bumped from 33 when Brian Boucher arrived in Carolina, but he also wore 27 in minor hockey... His favorite road city is Chicago, favorite road arena is Bell Centre and favorite team to play against is Toronto... His game-day routine includes a nap and enjoying the Jay Harrison Special for his pregame meal... His favorite thing about playing in the NHL is living his dream of putting on an NHL jersey each night... His most memorable hockey moment was his first NHL goal, and his favorite former teammate is Brad Staubitz, who was his first roommate as a pro.



2010-11 SEASON


Completed his third NHL season, splitting the year between San Jose and Carolina... Established career highs in games played (34), goals (2), assists (7) and points (9)... Had five points (1g, 4a) and was (+7) in 17 games played after joining the Hurricanes... Scored his first goal with the Hurricanes with the game-winning tally vs. DET (4/6)... Assisted on Jokinen's goal and was (+1) in 20:40 of ice time at NYI (4/2)... Blocked a game-high five shots and was (+1) in 18:17 of ice time vs. OTT (3/22)... Earned the primary assist on the game's only goal at BUF (3/15)... Earned his first career multi-point game with a pair of assists and was (+3) in 17:14 of ice time vs. PIT (2/25)... Made his Hurricanes debut,

CAREER

Is in his fourth NHL season and second with Carolina... Signed a two-year contract with the Hurricanes on July 8, 2011... Has appeared in 203 career American Hockey League games with Cleveland and Worcester, totaling 26 goals, 70 assists (96 points) and 113 penalty minutes... **2003-04:** One of 16 rookies who made their major junior debut with the Ottawa 67's of the Ontario Hockey League (OHL)... Skated in seven games for Ottawa... **2004-05:** Completed his first full OHL season with Ottawa... Totaled six goals and 24 assists (30 points) in 68 games... Ranked second among 67's defensemen, 18th among OHL rookies and 21st among OHL defensemen in scoring... Earned three assists in 21 OHL playoff games for Ottawa, as the 67's advanced to the OHL Finals before falling to London in five games... **2005-06:** Tallied 11 goals, 37 assists (48 points) and 40 penalty minutes for Ottawa... Led all 67's defensemen and ranked sixth overall on the team in scoring... Was 14th among OHL defensemen in points... Selected as a member of Team OHL for the Subway Super Series, which featured all-star teams from the OHL, WHL and QMJHL playing games against Team Russia... Earned six points (1g, 5a) in six OHL playoff games, as Ottawa fell to Peterborough in the first round... Made his AHL debut with Cleveland, skating in two games... **2006-07:** Notched 49 points (11g, 38a) in 68 games, ranking third overall among 67's skaters in assists and fifth in points... Was tied for 16th among OHL defensemen in scoring... Named to the OHL Eastern Conference All-Star Team, earning an assist and a (+5) rating in the game... Earned five points (1g, 4a) in five OHL playoff games, as Ottawa fell to Belleville in the first round... Joined Worcester (AHL) following the OHL season, appearing in three regular-season games and four Calder Cup Playoff games...

registered two hits and was (even) in 11:07 of ice time vs. NJ (2/19)... Beat Andrew Raycroft for his first career NHL goal vs. DAL (12/13)... Registered an assist at DET (12/6)... Posted an assist and was (+1) vs. DET (11/30)... Activated off injured reserve (upper body) on 11/15, after missing the first 15 games of the season... Appeared in his first game that night and registered an assist vs. LA... Began the season on injured reserve... Was a healthy extra for six games with the Hurricanes (2/22, 3/1-3/11)... **Multi-assist games:** 1 (2/25 vs. PIT: 0g, 2a)... **Multi-point games:** 1 (2/25 vs. PIT: 0g, 2a).

2007-08: Completed his first full professional season with Worcester, earning 34 points (10g, 24a) in 80 games... Ranked third among AHL rookie defensemen in points and tied for second in goals... Was tied for fifth among AHL defensemen in power-play goals (8)... Ranked fourth on the team in game-winning goals (3) and third on the team, first among defensemen, in power-play points (21)... One of only two Sharks players to skate in all 80 regular-season games... Netted his first professional goal with a power-play, game-winner at Manchester (11/23)... Earned his first professional points with a pair of assists at Bridgeport (11/7)... **2008-09:** Split the season between San Jose (NHL) and Worcester (AHL), appearing in his first 12 NHL games with the Sharks... Made his NHL debut vs. NYI (1/3)... Earned 30 points (11g, 19a) in 63 AHL games, ranking third among Worcester defensemen in scoring... Matched the franchise record for goals by a defenseman... Participated in the AHL All-Star Game for the Canadian team... Won the Hardest Shot Contest (98.6 mph) and finished second to teammate Ryan Vesce in the Puck Control Relay at the AHL Skills Competition... Appeared in 12 Calder Cup Playoff games, earning two assists as Worcester topped Hartford before falling to Providence... **2009-10:** Played 24 games on the NHL level for the Sharks, totaling three assists... Had a career-high, three-game assist streak from 11/15-11/20... Earned his first career NHL point (assist) at Chicago (11/15)... Played 55 regular-season games on the AHL level for Worcester, earning 32 points (5g, 27a)... Scored four goals in 11 Calder Cup Playoff games for Worcester, ranking tied for first among AHL defensemen and tied for the team lead in playoff goals.



TOMAS KABERLE 51



Defenseman • Shoots Left

Acquired: 7/5/11, signed as a free agent

6'1" • 214 lbs.

2010-11 Teams: Toronto/Boston

3/2/78 • Rakovnik, Czech.

Drafted: Toronto 1996 (13-204-8)

HIGHLIGHTS

NHL FIRSTS:

Game: 10/10/98; 2-1 TOR W vs. DET
Point: 10/13/98; 3-2 TOR W at EDM (assist)
Goal: 10/23/98; 5-3 TOR W at DET (Hodson)
Shootout Stats: 1 attempt, 0 goals (0%),
 0 game-deciding goals

NHL HIGHS:

Goals: 3 (10/28/06; 5-4 TOR SO W at MTL)
Assists: 4-2x (Last: 1/7/11; 9-3 TOR W at ATL)
Points: 5 (10/26/09; 6-3 TOR W at ANA)
Penalty Min: 4-13x (1/25/11; 2-0 TOR L at TB)
Goal Streak: 3 games-2x (Last: 10/28/06-11/1/06: 5g)
Assist Streak: 6 games (3/7/06-3/18/06: 10a)
Point Streak: 8 games (10/28/06-11/11/06: 7g, 8a)


CAREER STATS

YEAR	TEAM	LEAGUE	REGULAR SEASON					PLAYOFFS				
			GP	G	A	TP	PIM	GP	G	A	TP	PIM
1994-95	Kladno Jr.	Czech-Jr	37	7	10	17	—	—	—	—	—	
	Poldi Kladno	Czech	4	0	1	1	0	—	—	—	—	
1995-96	Kladno Jr.	Czech-Jr	23	6	13	19	—	—	—	—	—	
	Poldi Kladno	Czech	23	0	1	1	2	2	0	0	0	
1996-97 (a)	Poldi Kladno	Czech	49	0	5	5	26	3	0	0	0	
1997-98	Poldi Kladno	Czech	47	4	19	23	12	—	—	—	—	
	St. John's	AHL	2	0	0	0	0	—	—	—	—	
1998-99	Toronto	NHL	57	4	18	22	12	14	0	3	3	2
1999-00	Toronto	NHL	82	7	33	40	24	12	1	4	5	0
2000-01	Toronto	NHL	82	6	39	45	24	11	1	3	4	0
2001-02 (b)	Poldi Kladno	Czech	9	1	7	8	4	—	—	—	—	
	Toronto	NHL	69	10	29	39	2	20	2	8	10	16
2002-03	Toronto	NHL	82	11	36	47	30	7	2	1	3	0
2003-04	Toronto	NHL	71	3	28	31	18	13	0	3	3	6
2004-05 (c)	Rabat Kladno	Czech	49	8	31	39	38	7	1	0	1	0
2005-06	Toronto	NHL	82	9	58	67	46	—	—	—	—	
2006-07	Toronto	NHL	74	11	47	58	20	—	—	—	—	
2007-08	Toronto	NHL	82	8	45	53	22	—	—	—	—	
2008-09	Toronto	NHL	57	4	27	31	8	—	—	—	—	
2009-10	Toronto	NHL	82	7	42	49	24	—	—	—	—	
2010-11 (d,e)	Toronto	NHL	58	3	35	38	16	—	—	—	—	
	Boston	NHL	24	1	8	9	2	25	0	11	11	4
NHL Totals (12 Seasons)			902	84	445	529	248	102	6	33	39	28

- (a) June 27, 1997—Selected by the Toronto Maple Leafs in the 1996 NHL Entry Draft. 13th Maple Leafs pick, 204th overall, eighth round.
- (b) Sept. 29, 2001—Signed as a restricted free agent by Kladno (Czech) with Toronto retaining NHL rights.
- (c) Sept. 17, 2004—Signed as a free agent by Kladno (Czech)
- (d) Feb. 18, 2011—Acquired by the Boston Bruins from the Toronto Maple Leafs in exchange for Boston's first round pick in 2011 NHL Entry Draft, a second-round selection in the 2012 Entry Draft and Joe Colborne.
- (e) July 5, 2011—Signed by the Carolina Hurricanes as a free agent.

VS. NHL

CLUB	GP	G	A	PTS	PIM
ANA	10	3	8	11	4
BOS	66	2	33	35	10
BUF	67	4	27	31	26
CGY	22	0	10	10	6
CAR	42	7	24	31	20
CHI	17	3	5	8	0
COL	9	1	4	5	2
CBJ	9	1	4	5	2
DAL	12	1	5	6	0
DET	18	2	5	7	4
EDM	23	2	10	12	8
FLA	40	6	18	24	10
LA	11	1	4	5	6
MIN	8	0	6	6	4
MTL	65	15	35	50	14
NSH	13	0	6	6	2
NJ	43	5	27	32	14
NYI	44	5	25	30	10
NYR	46	2	30	32	12
OTT	69	1	28	29	22
PHI	42	3	18	21	8
PHX	11	2	4	6	2
PIT	42	6	20	26	14
STL	16	1	4	5	2
SJ	10	1	5	6	2
TB	40	1	19	20	18
TOR	2	0	0	0	0
VAN	23	0	9	9	6
WSH	40	6	18	24	6
WPG	42	3	34	37	14



PERSONAL

Tomas has a girlfriend named Julia... He splits his summers between Toronto and his hometown in the Czech Republic... His brother, Frantisek, won the Stanley Cup as a member of the Carolina Hurricanes in 2006, and still plays professionally in the Czech Republic... His father, Frantisek Sr., represented Czechoslovakia at the first Canada Cup in 1976... Tomas began playing hockey between the ages of 4 and 5... His first team was PZ Kladno... He cites his father, family and all of his coaches as the biggest influences on his career... His favorite player growing up was Raymond Bourque... The most-played artist on his iPod is Metallica... His favorite television show is Californication and favorite movie is Se7en... His gameday routine includes always lacing up his right skate first... His favorite website is seznam.cz and favorite foods

are steak and sushi... His biggest talent outside of hockey is tennis, favorite athlete is Usain Bolt and favorite team outside of hockey is Chelsea... His favorite sport to watch is golf... Tomas got his number 51 by reversing the 15 he wore with Toronto, and 51 also marks the year of his father's birth... His favorite former teammate is defenseman Danny Markov, who also played for the Hurricanes... He says the best things about playing in the NHL are the competition and the challenges: "I just love the game"... His most memorable hockey moments are his first NHL game with Toronto and winning the Stanley Cup with Boston on 6/15/11... His favorite road city is Montreal, and favorite road arena is Montreal's Bell Centre.

2010-11 SEASON

Completed his 12th NHL season, splitting the year between Toronto and Boston... Recorded his fifth career season with 40 or more assists and eighth with 40 or more points... Had 11 multi-point games for the season, including nine multi-assist games... Totaled one goal and eight assists (9 points) in 24 regular-season games with the Bruins after being acquired by Boston on Feb. 18... Played his 900th NHL game vs. NYI (4/6)... Earned his first multi-point game with Boston with a pair of assists vs. NJ (3/22)... Scored his first Bruins goal vs. MTL (3/24)... Earned his first point with Boston with an assist at VAN (2/26)... Made his Bruins debut at OTT (2/18), marking his first NHL game in a uniform other than the Toronto Maple Leafs... Acquired by the Bruins on 2/18 in exchange for a first-round pick in the 2011 NHL Entry Draft, a conditional second-round pick in the 2012 NHL Entry draft and Joe Colborne... Had 38 points (3g, 35a) in 58 games for Toronto, leading the

Maple Leafs in assists (35) at the time of the trade... Earned two assists, blocked four shots and was named first star vs. ATL (2/7)... Tied a career high with four assists and matched the Maple Leafs franchise record with three assists in a period at ATL (1/7)... Collected two assists and was (+3) at OTT (1/1)... Earned his 500th NHL point with an assist vs. ATL (12/20)... Registered a goal and an assist and was named first star vs. MTL (12/11)... Earned two assists and was (+3) at WSH (12/6)... Played 845th career game as a Maple Leaf vs. BOS (12/4), surpassing Darryl Sittler (844 games) for eighth on Toronto's all-time games played list... Had his first multi-point game of the season with two assists at WSH (11/3)... **Longest assist streak:** 4 games (10/9-10/18: 0g, 4a)... **Longest point streak:** 4 games (10/9-10/18: 0g, 4a)... **Multi-assist games:** 9 (last: 3/22 vs. NJ: 0g, 2a)... **Multi-point games:** 11 (last: 3/22 vs. NJ: 0g, 2a).

2011 PLAYOFFS

Completed his seventh NHL playoff season... Played in all 25 of Boston's playoff games, as the Bruins captured the Stanley Cup, marking the first Stanley Cup championship of his career... Was tied for first among Bruins defensemen with 11 playoff points (0g, 11a)... Was tied for second among Bruins skaters and second among all NHL defensemen with 11 playoff assists... Led Bruins skaters and ranked fifth among league defensemen with five power-play assists, and was fifth among NHL defensemen with a plus-8 plus/minus rating... Earned a pair of assists in Game 6 of the Stanley Cup Final vs. VAN (6/13)... Played his 100th career NHL playoff game

in Game 5 at VAN (6/10)... Had five points (0g, 5a) in seven games against Tampa Bay in the Eastern Conference Finals, including a pair of two-assist games... Earned his first playoff point with the Bruins with an assist in Game 4 at MTL (4/21)... Made his Bruins playoff debut in Game 1 vs. MTL (4/14)... **Longest assist streak:** 2 games (4/21-4/23: 0g, 2a)... **Longest point streak:** 2 games (4/21-4/23: 0g, 2a)... **Multi-assist games:** 3 (last: 6/13 vs. VAN: 0g, 2a)... **Multi-point games:** 3 (last: 6/13 vs. VAN: 0g, 2a).

CAREER

Is in his 13th NHL season and first with the Hurricanes... Signed a three-year contract with Carolina on July 5, 2011... Ranks second in Toronto Maple Leafs franchise history in points (520) and assists (437) by a defenseman, behind only Borje Salming... Ranks eighth in Maple Leafs history in games played (878) for the team, and 11th all-time in scoring (520 points)... Has played in the NHL All-Star Game four times (2002, 2007, 2008, 2009)... Represented the Czech Republic in the Winter Olympic Games three times... Made his Olympic debut in 2002 in Salt Lake City, earning one assist in four games... Helped the Czech Republic capture the bronze medal in 2006 in Torino, ranking tied for fourth among tournament defensemen in

scoring with four points (2g, 2a)... Had three points (1g, 2a) in five games at the 2010 Winter Olympics in Vancouver... Has also represented his home country at the World Junior Championship (1998), the World Cup of Hockey (2004) and the IIHF World Championship (2003, 2005, 2006, 2008)... Was tied for second among tournament defensemen in scoring at the 2003 World Championship in Finland... Had one goal and three assists (4 points) at the 2005 World Championship in Austria, helping the Czech Republic capture gold... Earned six points (1g, 5a) in nine games at the 2006 World Championship in Riga, Latvia, as the Czech Republic won the silver medal... Ranked second among defensemen in scoring at the 2008 World Championship in

CAREER CONTINUED

Canada, and was named to the World Championship All-Star Team... **1994-95:** Spent most of the season with Poldi Kladno's junior team, earning 17 points (7g, 10a) in 37 games... Debuted with Poldi Kladno of the Czech League, skating in four games... **1995-96:** Split the year between Poldi Kladno's junior and senior teams, playing 23 games on each level... **1996-97:** Played his first full season with Poldi Kladno in the Czech Republic Extraleague, totaling five assists in 49 games... **1997-98:** Skated in 47 games for Poldi Kladno of the Czech Republic Extraleague totaling 23 points (4g, 19a)... Made his North American debut with St. John's of the American Hockey League (AHL), playing two games... **1998-99:** Completed his first NHL season with Toronto, and led NHL rookie defensemen in assists (18) and points (22)... Made his NHL debut and led all players in ice time (29:13) vs. DET (10/10)... Earned his first NHL point with an assist at EDM (10/13)... Beat Kevin Hodson for his first NHL goal at DET (10/23)... Appeared in 14 Stanley Cup Playoff games for Toronto, as the Maple Leafs advanced to the Eastern Conference Final before falling to Buffalo... Made his NHL playoff debut in Game 4 of the Eastern Conference Quarterfinal vs. PHI (4/28)... Earned his first NHL playoff point with an assist on the game-winning goal in Game 2 of the Eastern Conference Semifinal vs. PIT (5/9)... **1999-00:** Ranked first among Leafs defensemen and tied for 16th among NHL blueliners in scoring with 40 points... Was one of two Maple Leafs to play in all 82 regular-season games, and ranked second on the team in average ice time (22:54)... Skated in his 100th career NHL game at PIT (1/7)... Led Leafs defensemen in playoff scoring with five points (1g, 4a) as Toronto topped Ottawa in the first round before falling to the eventual Stanley Cup champion New Jersey Devils in six games... Scored his first NHL playoff goal – the game-winner – in Game 4 at NJ (5/3)... **2000-01:** Led Maple Leafs defensemen in goals (6), assists (39) and points (45)... Ranked tied for eighth among NHL defensemen in assists (39)... Played his 200th career NHL game at NJ (1/19)... Earned four points (1g, 3a) in 11 playoff games as Toronto swept Ottawa before falling to the Devils in seven games... **2001-02:** Ranked second among Leafs defensemen and tied for 17th among NHL defensemen in scoring (39 points)... Led Toronto blueliners in assists (29) and ranked second in goals (10)... Represented the World Team and collected an assist in his first NHL All-Star Game... Began the season with Poldi Kladno of the Czech Extraleague while still in contract negotiations with Toronto... Made his season debut for the Maple Leafs vs. COL (11/3), after signing a new multi-year deal... Earned his 100th career NHL assist vs. BUF (12/22)... Played in all 20 of Toronto's Stanley Cup Playoff games, as the Leafs advanced to the Eastern Conference Final before falling to Carolina... Ranked first on the team and tied for fifth among all NHL players in playoff plus/minus (+7)... Was tied for first among Toronto defensemen and tied for fifth among NHL defensemen in playoff scoring (10 points)... Played his 50th career NHL playoff game in Game 6 vs. OTT (5/12)... **2002-03:** Ranked ninth among NHL defensemen in scoring (47), skating in all 82 regular-season games for Toronto... Finished the season first on the team in plus/minus (+20), first in average ice time (24:50) and tied for first in games played (82)... Led team defensemen in goals (11) and points (47)... Matched his career high in games played (82) and established a career-best in goals (11)... Played his 300th career NHL game at ANA (10/28)... Led Toronto in average ice time (30:03) during the playoffs, as the Leafs fell to the Flyers in seven games during the Eastern Conference Quarterfinal... **2003-04:** Was second among Maple Leafs skaters in plus/minus (+16), third in average ice time (23:11) and tied for fifth in assists (28)... Registered his 200th career NHL point with a pair of assists at LA (11/13)... Played his 400th career NHL game vs. DET (12/6)... Missed his first career NHL regular season game due to injury at WSH (12/19)... Missed 10 total games due to injury... Earned three assists in 13 playoff games as the Maple Leafs beat the Senators in seven games before falling to the Flyers in the second round... **2004-05:** Played 49

games for Kladno, ranking fourth in the Czech Extraleague in assists (31) and 14th in points (39)... Voted by players as the Czech Extraleague's Most Valuable Player... Led all Extraleague defensemen in assists and points... Ranked first among Kladno skaters in assists and second in points... **2005-06:** Earned career-highs in assists (58), points (67), power-play points (51), power-play assists (45) and average ice time (28:10), skating in all 82 games for Toronto... Ranked tied for fourth among NHL defensemen in points (67) and tied for second among league blueliners in assists (58)... Among all NHL skaters, ranked second in average ice time per game (28:10), first in power-play assists (45), tied for fourth in power-play points (51) and tied for 10th in total assists (45)... Established a Toronto Maple Leafs franchise-high for power-play points by a defenseman in a season... Had 17 multi-point games, ranking third on the team... Registered his 200th career NHL assist at CAR (11/25)... Had a four-point game (1g, 3a) vs. MTL (3/7)... **2006-07:** Ranked tied for eighth among NHL defensemen and first among Toronto defensemen in points (58), skating in 74 games... Was 10th in the NHL average ice time (25:52)... Among Maple Leafs, ranked second in assists (47), second in points and second in ice time... Matched his career high for goals in a season (11)... Earned his first career hat trick and added an assist at MTL (10/28), tying his career high for points in a game... It marked the first hat trick by a Maple Leafs defenseman since Borje Salming (10/10/81)... Tallied his 300th career point with a goal at TB (11/1)... Registered a career-high, eight-game point-streak from 10/28-11/11 (7g, 8a)... Represented the Eastern Conference at the 2007 NHL All-Star Game in Dallas (1/24)... Missed eight games with a concussion... **2007-08:** Ranked 1st among team defensemen in assists (45) and points (53). Ranked fifth among NHL defensemen in assists (45) and ninth in points (53), skating in all 82 games for Toronto... Led Leafs defensemen in assists and points... Played his 600th career NHL game, vs. OTT (10/3)... Scored his seventh career regular-season overtime goal, vs. MTL (10/6)... Earned his 300th career NHL assist, vs. BOS (11/20)... Passed Ian Turnbull for third all-time along Maple Leafs defensemen in assists with his 303rd career helper vs. TB (12/10)... Represented the Eastern Conference at the 2008 NHL All-Star Game in Atlanta (1/27)... Won the Accuracy Shooting contest at the 2008 NHL SuperSkills Competition (1/26)... Earned his 400th career NHL point with an assist at OTT (3/22)... **2008-09:** Totaled 31 points (4g, 27a) in 57 regular-season games for the Maple Leafs, missing 25 total games due to a hand injury (1/31-2/26, 3/5-3/28)... Ranked first among Toronto skaters in average ice-time per game (23:27)... Passed Ian Turnbull (415 points) for third all-time among Toronto defensemen in scoring with a goal and two assists at EDM (11/13)... Played his 700th career NHL game, vs. BOS (11/17)... Represented the Eastern Conference at the 2009 NHL All-Star Game in Montreal (1/25)... **2009-10:** Tallied 49 points (7g, 42a) in 82 games for Toronto, ranking first among Maple Leafs in assists and second in points... Was tied for eighth among NHL defensemen in scoring... Earned single-game career highs in assists (4) and points (5) at ANA (10/26), becoming the first Leafs defenseman to record five points in a game since Bob Manno (1g, 4a) on 10/10/81 vs. CHI... Passed Wendel Clark (441 points) for 15th on the Maple Leafs all-time scoring list with the goal at ANA... Named the NHL's First Star for the week ending 11/1 after totaling 12 points (2g, 10a) in four games... Passed Doug Gilmour (452 points) for 14th place on the Maple Leafs all-time scoring list with a pair of assists vs. MIN (11/10)... Passed Tim Horton (458 points) for second in Leafs history in scoring by a defenseman and 13th overall on Toronto's all-time scoring list with an assist at MTL (12/1)... Passed Lanny McDonald (459 points) for 12th on the Leafs' all-time scoring list with an assist at CBJ (12/3)... Moved past Norm Ullman (471 points) for 11th on the Maple Leafs' all-time scoring list with an assist vs. PIT (1/9)... Earned his 400th career NHL assist vs. SJ (2/8)... Played his 800th career NHL game, vs. CAR (3/2).


TOMAS KABERLE CAREER ACHIEVEMENTS


International Play: Has represented the Czech Republic at three Winter Olympic Games, four World Championships, one World Cup of Hockey and one World Junior Championship.

All-Star Games: Has been to the National Hockey League All-Star Game four times (2002, 2007, 2008, 2009) and won the Accuracy Shooting contest at the 2008 NHL SuperSkills Competition in Atlanta.

Toronto Maple Leafs History: Spent 12 seasons with the Toronto Maple Leafs and ranks second in Toronto Maple Leafs franchise history in points (520) and assists (437) by a defenseman, behind only Borje Salming.

The Stanley Cup: Captured his first career Stanley Cup with the Boston Bruins in 2011, as Boston topped Vancouver in seven games in the Stanley Cup Final. His brother, Frantisek, won the Cup with Carolina in 2006.





CHAD LaROSE 59



Forward • Shoots Right

Acquired: 8/6/03, signed as a free agent

5'10" • 181 lbs.

2010-11 Team: Carolina

3/27/82 • Fraser, MI

Drafted: Undrafted

HIGHLIGHTS

NHL FIRSTS:

Game: 12/6/05; 6-2 CAR W at ANA
Point: 12/8/05; 3-2 CAR W at LA (assist)
Goal: 12/17/05; 4-1 CAR W vs. NJ (Brodeur)
Shootout Stats: 1 attempt, 1 goal (100%),
 1 game-deciding goal

NHL HIGHS:

Goals: 3 (4/2/08; 6-2 CAR W vs. TB)
Assists: 3 (10/11/07; 5-3 CAR W at OTT)
Points: 4-2x (Last: 11/17/10; 7-1 CAR W vs. OTT)
Penalty Min: 17 (1/4/06; 4-3 CAR W vs. ATL)
Goal Streak: 3 games (11/23/08-11/26/08: 3g)
Assist Streak: 3 games-3x (Last: 4/6/10-4/10/10: 5a)
Point Streak: 3 games-7x (4/6/10-4/10/10: 3g, 5a)

CAREER STATS

YEAR	TEAM	LEAGUE	REGULAR SEASON					PLAYOFFS				
			GP	G	A	TP	PIM	GP	G	A	TP	PIM
1999-00	Sioux Falls	USHL	54	29	26	55	28	3	0	1	1	0
2000-01	Plymouth	OHL	32	18	7	25	24	19	10	10	20	22
	Sioux Falls	USHL	24	11	22	33	50	—	—	—	—	—
2001-02	Plymouth	OHL	53	32	27	59	40	6	3	4	7	16
2002-03	Plymouth	OHL	67	61	56	117	52	15	9	8	17	25
2003-04 (a)	Florida	ECHL	41	16	19	35	16	14	3	4	7	20
	Lowell	AHL	36	7	9	16	29	—	—	—	—	—
2004-05	Lowell	AHL	66	20	22	42	32	11	3	5	8	10
2005-06	Carolina	NHL	49	1	12	13	35	21	0	1	1	10
	Lowell	AHL	23	14	11	25	10	—	—	—	—	—
2006-07	Carolina	NHL	80	6	12	18	10	—	—	—	—	—
2007-08	Carolina	NHL	58	11	12	23	46	—	—	—	—	—
2008-09	Carolina	NHL	81	19	12	31	35	18	4	7	11	16
2009-10	Carolina	NHL	56	11	17	28	24	—	—	—	—	—
2010-11	Carolina	NHL	82	16	15	31	59	—	—	—	—	—
Hurricanes/NHL Totals (6 Seasons)			406	64	80	144	209	39	4	8	12	26

(a) Aug. 6, 2003—Signed a free-agent contract with the Carolina Hurricanes.


VS. NHL

CLUB	GP	G	A	PTS	PIM
ANA	6	0	0	0	0
BOS	19	3	5	8	8
BUF	18	2	4	6	12
CGY	4	1	2	3	4
CAR	0	0	0	0	0
CHI	4	0	2	2	0
COL	5	1	3	4	4
CBJ	5	0	0	0	0
DAL	5	0	0	0	0
DET	4	0	0	0	4
EDM	4	2	2	4	0
FLA	32	4	4	8	14
LA	5	1	1	2	2
MIN	6	0	0	0	4
MTL	22	5	9	14	10
NSH	5	1	0	1	0
NJ	18	3	2	5	12
NYI	22	4	5	9	15
NYR	16	3	5	8	2
OTT	18	6	5	11	10
PHI	22	3	2	5	10
PHX	5	1	1	2	2
PIT	20	2	2	4	6
STL	6	0	0	0	2
SJ	5	1	4	5	2
TB	38	12	6	18	20
TOR	20	5	6	11	15
VAN	5	1	0	1	8
WSH	32	2	4	6	8
WPG	35	1	6	7	35

PERSONAL

Chad spends his summers in Raleigh and has dogs named Peyton and Ty... His hero growing up was Steve Yzerman, and his biggest hockey influence was his father... His first hockey team was the Fraser Novice... He also played baseball until the ninth grade... Chad's first job was as a paperboy... Chad's favorite vacation spot is the beach in North Carolina... The most-played song on his iPod is "Soul To Squeeze" by the Red Hot Chili Peppers... His favorite movie is Old School, favorite TV show is Two and a Half Men and favorite video game is Tiger Woods Golf... Chad ended up wearing number 59 because it was given to him at training camp... His most memorable NHL goal was his first... His favorite meals are chicken and pasta... He says if he wasn't playing professional hockey, he would be a

professional poker player... His favorite magazine is Men's Fitness... His favorite website is carolinahurricanes.com and favorite holiday is Christmas... Chad's favorite thing about being a professional hockey player is "playing every day"... The current celebrity he would most like to meet is Vince Vaughn... The person in history he would most like to meet is John Lennon... His most common game-day habit is napping... His charity involvement includes The Queen of All Saints... His favorite former teammate not currently with the Hurricanes is Mike Commodore... The places where he spends the most time other than home and the rink are the Triangle's golf courses... Chad's favorite arena is the Bell Centre in Montreal, which is also his favorite road city and favorite team to play against.



2010-11 SEASON


Completed his sixth NHL season with the Hurricanes... Ranked sixth on the team in goals (16), skating in a career-high 82 games... Ranked fourth on the team in hits (196)... Played his 400th career NHL game and was stopped on a penalty shot by Semyon Varlamov at WSH (3/29)... Had his second multi-goal game of the season with a pair of tallies vs. OTT (3/22)... Scored his 13th goal of the season with a power-play tally vs. TOR (3/16)... Scored his 12th goal of the season vs. BUF (3/3)... Registered seven hits and surpassed 200 career penalty minutes with three minors vs. NJ (2/19)... Scored his 11th goal of the season and was (+2) vs. PHI (2/18)... Sparred with Clarke MacArthur vs. TOR (1/24)... Tallied his 10th goal of the season, assisted on Skinner's goal and was named first star vs. NYR (1/20)... Scored his first career power-play goal

and registered four hits vs. TB (1/15)... Assisted on each of Skinner's two goals vs. NJ (1/1)... His shorthanded goal vs. MTL (12/23) was the seventh of his career, moving him into a tie for sixth in franchise history in that category... Matched his career high with four points (2g, 2a) and was (+4) vs. OTT (11/17)... Scored his first goal of the season, earned two assists and was (+3) at SJ (10/19), earning first-star honors... **Longest goal streak:** 2 games (10/19-10/20: 2g, 2a; 11/9-11/11: 2g, 0a; 1/18-1/20: 2g, 1a)... **Longest point streak:** 2 games (10/19-10/20: 2g, 2a; 11/9-11/11: 2g, 0a; 1/18-1/20: 2g, 1a; 3/15-3/16: 1g, 1a; 4/8-4/9: 1g, 1a)... **Multi-goal games:** 2 (last: 3/22 vs. OTT: 2g, 0a)... **Multi-assist games:** 4 (last: 1/1 vs. NJ: 0g, 2a)... **Multi-point games:** 6 (last: 3/22 vs. OTT: 2g, 0a).

CAREER

Is in his seventh NHL season with the Hurricanes... Signed a two-year contract with Carolina on June 29, 2011... Represented the United States at the 2002 World Junior Championship in the Czech Republic and the 2007 IIHF World Championship in Russia... **1999-00:** Played 54 games for Sioux Falls of the United States Hockey League, notching 29 goals and 26 assists (55 points) and 28 penalty minutes... **2000-01:** Split the season between Sioux Falls of the USHL and Plymouth of the Ontario Hockey League (OHL)... Had 33 points (11g, 22a) in 24 games with Sioux Falls before joining Plymouth... Scored 18 goals and had seven assists (25 points) in 32 regular season games for Plymouth... Ranked second among Whalers skaters with 10 goals, tied for third with 20 points and fourth with 10 assists while playing in all 19 of Plymouth's 2001 postseason contests... **2001-02:** Led the Whalers with 32 goals, ranked second on the team with 59 points and tied for fourth on the team with 27 assists in the regular season... Represented the OHL West team at the Canadian Hockey League All-Star Game Series... Tied for first on Plymouth with three goals and ranked second on the team with four assists and seven points in the Whalers' six 2002 playoff contests... **2002-03:** Represented the United States at the 2002 International Ice Hockey Federation World Junior Championship in the Czech Republic and scored two goals and earned two assists (4 points) in Team USA's seven games... Led all Plymouth skaters with 61 goals and 56 assists (117 points) in 2002-03, ranking him tied for second in the OHL in goal scoring, third in points and ninth in assists... Represented the OHL West team at the Canadian Hockey League All-Star Game Series for the second consecutive season... **2003-04:** Split his first professional season between Lowell (AHL) and Florida (ECHL)... Recorded seven goals and nine assists (16 points) in 36 AHL games... Scored 16 goals and had 19 assists (35 points) in 41 ECHL games... Played in 14 Kelly Cup Playoff games with Florida, notching three goals and four assists (7 points) while accumulating 20 penalty minutes... **2004-05:** Spent the entire season in Lowell, and ranked fifth on the Lock Monsters in scoring with 42 points (20g, 22a) in 66 games... Led team with 10 power-play goals, falling one short of the franchise single-season record... Notched three hat tricks, the only Lowell player to score three goals in a game (11/21, 2/5, 4/17)... Had a Lowell season-high four points (3g, 1a) vs. Hartford (4/17)... Lock Monsters were 22-7-0-3 when he recorded at least one point... Was Lowell's fourth-leading scorer during the Calder Cup Playoffs, tallying eight points (3g, 5a) in 11 postseason contests... **2005-06:** Was third among Carolina forwards in plus/minus for the season (+7)... Had a career-high 17 penalty minutes when he scrapped with Karl Stewart vs. ATL (1/4)... Beat Martin Brodeur for his first NHL goal at 1:59 of the third period vs. NJ (12/17)... Earned his first NHL point with the primary assist on Cole's power-play goal and took his first NHL penalty at LA (12/8)... Made his NHL debut and was (-1) in 13:32 of ice time at ANA (12/6)... Led

Lowell (AHL) with 14 goals and ranked second with 25 points in 23 games with the Lock Monsters prior to his 12/5 recall... Had a season-high three goals and five points in Lowell's 7-6 win at Portland (11/26)... Played in 21 of Carolina's 25 playoff games to capture his first Stanley Cup... Earned his first NHL playoff point with the primary assist on the Justin Williams' shorthanded goal in Game 1 vs. EDM (6/5)... Made his NHL playoff debut in Game 1 vs. MTL (4/22)... **2006-07:** Matched his then-career-high in assists (12)... Ranked fourth on the team in shorthanded points with four (2g, 2a) and tied for the team lead in shorthanded goals (2)... Tallied three points (2g, 1a) in seven games for Team USA... Notched his first career multi-goal game at NJ (3/17)... Played in his 100th career NHL game vs. TOR (1/30)... Scored his first NHL shorthanded goal vs. PIT (11/11)... **2007-08:** Matched his then-career-high in assists (12) despite playing in only 58 of Carolina's 82 games... Was tied for the team lead in shorthanded points (2) and led all Hurricanes forwards in plus/minus (+6)... Had points in four of the team's final five games (3/28-4/4: 4g, 2a) after missing 21 games with a broken leg... Earned his first career hat trick vs. TB (4/2)... Suffered a broken leg at NSH (2/5)... Returned to action after missing three games with a concussion and netted his first career penalty-shot goal, a shorthanded tally against Tim Thomas, vs. BOS (12/28)... Missed 24 games due to injury (concussion: 12/20-12/26; leg: 2/8-3/25)... **2008-09:** Established career-highs in games played (81), goals (19) and points (31)... Ranked tied for first on the team in shorthanded goals (2) and second in shorthanded points (4)... Was tied for third among Hurricanes in games played (81)... Was fifth on the team in goals (19) and sixth in plus/minus (+6)... Established a new career-high for goals in a season with a shorthanded tally at PHX (2/7)... Played his 200th NHL/Hurricanes game at WSH (11/6)... Skated in all 18 of Carolina's playoff games... Ranked tied for second on the team in playoff scoring (11 points) and was third among Hurricanes in playoff assists (7)... Earned his first career playoff multi-point game with a pair of assists in Game 6 vs. NJ (4/26)... Beat Martin Brodeur for his first NHL playoff goal in Game 3 vs. NJ (4/19)... **2009-10:** Established a career, single-season high for assists (17), despite missing 26 games due to injury... Had 18 points (8g, 10a) and was (+13) in the final 21 games of the season after missing seven games with an upper-body injury... Earned a career-high four points with two goals and two assists, and was (+3) vs. MTL (4/8)... Netted the game-winning goal in the shootout - his first career shootout attempt - vs. WSH (3/25)... Scored his sixth goal of the season vs. WSH (3/18) for his 100th career NHL point... Skated in his 300th career NHL game vs. BOS (1/24)... Returned to action after missing 17 games with a lower-body injury and netted a goal on Chad LaRose bobblehead night vs. TB (1/18).



JAMIE McBAIN 4



Defenseman • Shoots Right

Acquired: 2006 NHL Entry Draft

6'2" • 200 lbs.

2010-11 Team: Carolina

2/25/88 • Edina, MN

Drafted: Carolina 2006 (1-63-2)

HIGHLIGHTS

NHL FIRSTS:

Game: 3/16/10; 5-2 L vs. BOS
Point: 3/16/10; 5-2 L vs. BOS (assist)
Goal: 3/20/10; 3-2 OT W at PIT (Fleury)

NHL HIGHS:

Goals: 2 (3/30/11; 6-2 W vs. MTL)
Assists: 2-2x (Last: 1/1/11; 6-3 W vs. NJ)
Points: 2-5x (Last: 3/30/11; 6-2 W vs. MTL)
Penalty Min: 4 (12/28/10; 4-3 W at TOR)
Goal Streak: None
Assist Streak: 4 games (3/16/10-3/21/10: 4a)
Point Streak: 4 games (3/16/10-3/21/10: 4a)

CAREER STATS

YEAR	TEAM	LEAGUE	REGULAR SEASON					PLAYOFFS				
			GP	G	A	TP	PIM	GP	G	A	TP	PIM
2003-04	Sha.-St. Mary's	High-MN	73	6	27	33	—	—	—	—	—	—
2004-05	USNTDP	Under-17	14	1	6	7	16	—	—	—	—	—
	USNTDP	NAHL	38	2	7	9	22	10	0	3	3	4
2005-06 (a)	USNTDP	Under-18	41	9	16	25	35	—	—	—	—	—
	USNTDP	NAHL	14	0	5	5	6	—	—	—	—	—
2006-07	Wisconsin	WCHA	36	3	15	18	36	—	—	—	—	—
2007-08	Wisconsin	WCHA	35	5	19	24	18	—	—	—	—	—
2008-09 (b)	Wisconsin	WCHA	40	7	30	37	30	—	—	—	—	—
	Albany	AHL	10	1	1	2	2	—	—	—	—	—
2009-10	Albany	AHL	68	7	33	40	10	8	4	2	6	8
	Carolina	NHL	14	3	7	10	0	—	—	—	—	—
2010-11	Carolina	NHL	76	7	23	30	32	—	—	—	—	—
Hurricanes/NHL Totals (2 Seasons)			90	10	30	40	32	—	—	—	—	—

(a) June 24, 2006—Selected by the Carolina Hurricanes in the 2006 NHL Entry Draft. First Hurricanes pick, 63rd overall, second round.
 (b) March 29, 2009—Signed by the Carolina Hurricanes to a three-year, entry-level contract.

VS. NHL

CLUB	GP	G	A	PTS	PIM
ANA	1	0	1	1	0
BOS	6	1	1	2	0
BUF	4	1	3	4	2
CGY	1	0	0	0	0
CAR	0	0	0	0	0
CHI	1	0	0	0	0
COL	1	0	1	1	2
CBJ	0	0	0	0	0
DAL	2	0	0	0	0
DET	1	0	0	0	0
EDM	1	0	0	0	0
FLA	6	1	2	3	0
LA	1	0	0	0	2
MIN	2	0	1	1	4
MTL	6	2	2	4	0
NSH	2	0	0	0	0
NJ	5	0	4	4	0
NYI	3	0	0	0	2
NYR	4	0	2	2	2
OTT	4	1	1	2	0
PHI	4	0	0	0	2
PHX	1	0	0	0	0
PIT	5	1	3	4	4
STL	1	0	0	0	2
SJ	1	0	1	1	0
TB	7	1	3	4	0
TOR	3	1	0	1	4
VAN	1	0	0	0	0
WSH	8	1	1	2	6
WPG	8	0	4	4	0

PERSONAL

Jamie is single and spends his summers in St. Louis Park, MN... He is involved with the Hockey Dreams Foundation... Jamie started skating at age 2, and began playing hockey at 5... His first team was the Apple Valley Mites... His dad, who owns and runs Minnesota Made Hockey, was the biggest influence on his career... Jamie's favorite player growing up was Sergei Fedorov... His first job was working for his father at hockey clinics... His favorite television show is Friends, favorite movie is Dumb & Dumber and favorite book is Quiet Strength by Tony Dungy... The most-played artist on his iPod is North Carolina native Eric Church... His favorite spot in the Triangle is Bonefish Grill... His favorite website is nhl.com and favorite video game is Call of Duty... Jamie is on Twitter with username @jbain4... His biggest

talent outside of hockey is ping pong, and favorite sport to play other than hockey is golf... He started wearing No. 4 with the U.S. Developmental Program... His favorite sport to watch is football and favorite team is the Minnesota Vikings... His favorite athlete is Roger Federer... Jamie's biggest game-day habit is sitting on the bench prior to putting on his gear... His favorite former teammates are Jonathan Toews (Shattuck-St. Mary's) and Patrick Kane (USNTDP) and the team he most enjoys playing against is the Chicago Blackhawks... His favorite road city is Montreal, and favorite road arena is Bell Centre... He says the best thing about playing in the NHL is playing against people he grew up watching... His most memorable hockey moment was his first NHL goal, an overtime game-winner in Pittsburgh.



2010-11 SEASON


Completed his second NHL season with the Hurricanes... Ranked tied for fourth among NHL rookie defensemen in goals (7) and fifth in assists (23) and points (30)... The Hurricanes were 18-6-3 when McBain registered a point... Assisted on Pitkanen's power-play goal and was (+1) at ATL (4/8)... Had his first career multi-goal game with a pair of tallies - including the game-winning goal - and was (+3) vs. MTL (3/30)... Returned to action and earned an assist vs. TB (3/26) after missing six games with a shoulder injury... Left the game at WSH (3/11) with an upper-body injury and did not return... Beat Ryan Miller for the overtime game-winner, assisted on Tlustý's goal and was (+2) vs. BUF (3/3)... Celebrated his 23rd birthday with an assist on Harrison's goal vs. PIT (2/25)... Earned the primary assist on Cole's overtime game-winner vs. ATL (2/5)... Scored his fourth goal of the season vs. BOS (2/1)... Participated in the G Series NHL Skills Challenge Relay and the Discover NHL Elimination Shootout during the Honda NHL SuperSkills on All-Star Saturday at the RBC Center (1/29)... On 1/26, was named one of 12 NHL

rookies to participate in the Honda NHL SuperSkills competition during the 2011 All-Star Weekend in Raleigh... Scored his second goal of the season with a power-play tally vs. TB (1/15)... Had his first multi-point game of the season with a pair of assists vs. NJ (1/1)... Extended his point streak to three games with an assist on Staal's second goal vs. ANA (12/18)... Netted his first goal of the season at FLA (12/15)... Assisted on Sutter's overtime, game-winning goal vs. COL (12/3)... Assisted on Pitkanen's goal and was (+2) at SJ (10/19)... Assisted on Sutter's first goal and took his first career NHL penalty (holding) against MIIN (10/7) in the first game of the 2010 NHL Premiere in Helsinki... Missed six games due to injury (shoulder: 3/12-3/25)... **Longest assist streak:** 3 games (2/19-2/25: 0g, 3a)... **Longest point streak:** 3 games (12/15-12/18: 1g, 2a; 2/19-2/25: 0g, 3a)... **Multi-goal games:** 1 (3/30 vs. MTL: 2g, 0a)... **Multi-assist games:** 1 (1/1 vs. NJ: 0g, 2a)... **Multi-point games:** 3 (last: 3/30 vs. MTL: 2g, 0a).

CAREER

Is in his third NHL season with the Hurricanes... Signed a three-year, entry-level contract with Carolina on 3/29/09... Is a product of the United States National Team Developmental Program (USNTDP) and represented the United States at the 2007 and 2008 World Junior Championships... Won a bronze medal with the U.S. at the 2007 World Juniors in Sweden... Helped lead Team USA to gold at the 2006 Under-18 World Junior Championship... Was named the Most Outstanding Defenseman at the 2004 Four Nations Tournament in Rochester, NY... Had a goal and three assists (4 points) for the under-17 team at the 2005 World Under-17 Hockey Challenge in Lethbridge, Alb... **2003-04:** Totaled 33 points (6g, 27a) during his one season at Shattuck-St. Mary's, as Shattuck went 63-3-7 for the season... **2004-05:** Played in the USNTDP, helping the U.S. U-18 team capture a NAHL division championship... **2005-06:** Spent his second season with the USNTDP, skating in 14 NAHL games for the U.S. squad... **2006-07:** Was named to the WCHA's All-Rookie Team after earning 18 points (3g, 15a) as a freshman at Wisconsin (WCHA)... Led all Badger defensemen and was tied for fifth among all Wisconsin skaters in scoring despite missing time to represent the U.S. at the World Junior Championship... **2007-08:** Led all Wisconsin defensemen in goals (5), assists (19) and points (24)... Led all Badgers skaters in plus/minus (+12)... Had six multi-point games... Was tied for second among all Badgers in power-play assists (7) and was fourth in power-play points (10)... Was named All-WCHA Third Team and was selected to the NCAA Midwest Region All-Tournament Team... Was also named to the INCH.com All-WCHA Team and received the Badgers' Dr. Joseph Coyne Most Consistent Award... **2008-09:** Was named the WCHA's Player of the Year after totaling 37 points (7g, 30a) to lead Wisconsin in scoring... Led all WCHA players in scoring in league games with 28 points, marking just the second time that a defenseman has led the conference in points... Was just the

fifth defenseman in Wisconsin's history to lead the team in scoring... Selected as one of 10 finalists for the Hobey Baker Memorial Award as college hockey's top player... Had a seven-game point streak (2g, 9a) from 10/31-11/21... Completed his collegiate career with 79 points (15g, 64a) and 84 penalty minutes in 111 games for Wisconsin... Led Wisconsin defensemen in scoring in each of his three seasons with the Badgers... Joined Albany (AHL) after concluding his collegiate season and signing an entry-level contract with the Hurricanes... Made his AHL debut vs. Hartford (3/27)... Earned his first professional point with a goal vs. Bridgeport (3/31)... Earned his first professional assist at Binghamton (4/4)... **2009-10:** Completed his first NHL season, earning three goals and seven assists (10 points) in his first 14 NHL games... Ranked first among Hurricanes in plus/minus (+6), despite playing in just 14 games... Led all Albany defensemen and ranked fourth among River Rats in scoring with 40 points (7g, 33a) in 68 games... Was tied for third on the team in plus/minus (+13)... Ranked ninth among AHL defensemen in points (40) at the time of his NHL recall on 3/16... Was reassigned to Albany at the end of the NHL season to participate in the Calder Cup Playoffs... Earned a pair of assists, was (+4) and was named third star vs. MTL (4/8)... Was only the second player in franchise history to have points in each of his first four NHL games (3/16-3/21: 1g, 4a)... Beat Marc-Andre Fleury for the game-winning goal - his first NHL goal - with 0.9 seconds remaining in overtime, and earned an assist at PIT (3/20)... Assisted on Whitney's overtime, game-winning goal and was (+2) vs. WSH (3/18)... Made his NHL debut vs. BOS (3/16), assisting on Cole's power-play goal for his first NHL point... Was recalled to the NHL for the first time on 3/16... Was on a six-game AHL point streak at the time of his recall to Carolina (3/5-3/14)... Also had a team-high, seven-game point streak for the River Rats from 2/3-2/15 (1g, 10a).



JONI PITKANEN 25



Defenseman • Shoots Left

Acquired: 7/1/08, trade with EDM

6'3" • 210 lbs.

2010-11 Team: Carolina

9/19/83 • Oulu, Finland

Drafted: Philadelphia 2002 (1-4-1)

HIGHLIGHTS

NHL FIRSTS:

Game: 10/9/03; 2-0 PHI W vs. BUF
Point: 10/9/03; 2-0 PHI W vs. BUF (assist)
Goal: 10/18/03; 5-4 PHI W at PHX (Burke)
Shootout Stats: 1 attempt, 0 goals (0%),
0 game-deciding goals

NHL HIGHS:

Goals: 2-5x (Last: 1/30/06; 3-2 PHI W at NYR)
Assists: 3-7x (Last: 1/16/10; 5-3 CAR L vs. ATL)
Points: 3-9x (Last: 1/16/10; 5-3 CAR L vs. ATL)
Penalty Min: 12 (11/12/05; 5-4 PHI W vs. FLA)
Goal Streak: 2 games-2x (Last: 2/6/10-2/9/10: 2g)
Assist Streak: 6 games (10/27/05-11/8/05: 10a)
Point Streak: 6 games-2x (Last: 11/17/10-11/28/10: 1g, 5a)

CAREER STATS

YEAR	TEAM	LEAGUE	REGULAR SEASON					PLAYOFFS				
			GP	G	A	TP	PIM	GP	G	A	TP	PIM
1998-99	Karpat U-18	Fin. U-18	30	1	5	6	12	—	—	—	—	—
1999-00	Karpat U-18	Fin. U-18	36	12	14	26	26	6	1	4	5	2
	Karpat Jr.	Fin. Jr.	2	0	0	0	0	—	—	—	—	—
2000-01	Karpat	Fin.	21	0	0	0	10	2	0	0	0	2
	Karpat Jr.	Fin. Jr.	24	6	11	17	77	—	—	—	—	—
	Finland	5-Nations	4	0	2	2	6	—	—	—	—	—
2001-02 (a)	Karpat	Fin.	49	4	15	19	65	4	0	0	0	12
	Karpat Jr.	Fin. Jr.	—	—	—	—	—	1	0	0	0	0
	Finland	World Jr.	7	1	3	4	0	—	—	—	—	—
2002-03	Karpat	Fin.	35	5	15	20	38	—	—	—	—	—
	Finland	World. Jr.	7	1	5	6	0	—	—	—	—	—
2003-04	Philadelphia	NHL	71	8	19	27	44	15	0	3	3	6
2004-05	Philadelphia	AHL	76	6	35	41	105	21	3	4	7	16
2005-06	Philadelphia	NHL	58	13	33	46	78	6	0	2	2	2
2006-07	Philadelphia	NHL	77	4	39	43	88	—	—	—	—	—
2007-08 (b)	Edmonton	NHL	63	8	18	26	56	—	—	—	—	—
2008-09 (c)	Carolina	NHL	71	7	26	33	58	18	0	8	8	16
2009-10	Carolina	NHL	71	6	40	46	72	—	—	—	—	—
2010-11	Carolina	NHL	72	5	30	35	60	—	—	—	—	—
Hurricanes Totals (3 Seasons)			214	18	96	114	190	18	0	8	8	16
NHL Totals (7 Seasons)			483	51	205	256	456	39	0	13	13	24

(a) June 22, 2002—Selected by the Philadelphia Flyers in the 2002 NHL Entry Draft. First Flyers pick, 4th overall, first round.

(b) July 1, 2007—Traded by the Philadelphia Flyers to the Edmonton Oilers along with Geoff Sanderson and the Flyers' third-round pick in the 2009 NHL Entry Draft in exchange for Jason Smith and Joffrey Lupul.

(c) July 1, 2008—Traded by the Edmonton Oilers to the Carolina Hurricanes in exchange for Erik Cole.

PERSONAL

Joni and his wife, Sini, welcomed their first child, a son named Akseli Johannes, Jan. 8, 2011, in Raleigh... He spends his summers in his hometown of Oulu, Finland... He has a dog named Iiris... His first youth team was Karpat Oulu, and his favorite team growing up was the Pittsburgh Penguins... The player he most emulated was Brian Leetch, and the person who had the biggest influence on his career was his father... He also played baseball and soccer growing up... His first job was working with a delivery company when he was 16... Joni's favorite vacation spot is Spain, favorite movie is Old School, and favorite television show is Prison Break... The most-played artist on his iPod is the Finnish rock band HIM...

His favorite food is steak and favorite team outside of hockey is Manchester United... Joni's biggest talent outside of hockey is soccer and the celebrity he would most like to meet is Manchester United's Wayne Rooney... The person in history he would most like to meet is Elvis Presley... He wears the number 25 because it was assigned to him... His all-time favorite teammate not currently with the Hurricanes is Antero Niittymaki... His favorite thing about playing in the NHL is playing against the best players in the world... His favorite holiday is Christmas... His favorite website is mtv3.fi... His favorite road city is New York City and his favorite road arena is the Bell Centre.

VS. NHL

CLUB	GP	G	A	PTS	PIM
ANA	9	1	5	6	8
BOS	20	4	7	11	12
BUF	22	0	8	8	20
CGY	10	0	1	1	8
CAR	10	1	5	6	6
CHI	9	1	3	4	8
COL	10	1	5	6	10
CBJ	8	0	1	1	4
DAL	11	1	2	3	18
DET	8	1	2	3	8
EDM	2	0	3	3	4
FLA	24	7	9	16	34
LA	6	1	3	4	4
MIN	11	2	3	5	12
MTL	20	3	5	8	16
NSH	9	1	1	2	12
NJ	30	1	8	9	32
NYI	30	3	12	15	22
NYR	33	4	14	18	40
OTT	21	0	11	11	22
PHI	11	2	4	6	16
PHX	10	2	9	11	6
PIT	32	5	14	19	20
STL	9	1	3	4	4
SJ	10	1	0	1	2
TB	26	1	22	23	18
TOR	21	1	14	15	16
VAN	9	1	2	3	14
WSH	25	1	10	11	24
WPG	27	4	19	23	36



2010-11 SEASON

Completed his seventh NHL season and third with the Hurricanes... Led Carolina defensemen in assists (30) and ranked second in points (35)... Ranked 13th in the NHL in average ice time per game (25:01)... The Hurricanes earned points in 26 of the 30 games in which he tallied a point (21-4-5)... Netted a power-play tally for his fifth goal of the season and was (+2) at ATL (4/8)... Netted his fourth goal of the season and was (+3) vs. MTL (3/30)... Scored the game-winning goal in overtime vs. NYI (3/18)... Played his 200th game with the Hurricanes vs. ATL (3/9)... Earned the primary assist on McBain's overtime goal vs. BUF (3/3)... Earned his 200th career NHL assist with a helper on Corvo's goal vs. PIT (2/25)... Earned a pair of helpers, including an assist on Cole's overtime game-winner, vs. ATL (2/5)... The first assist gave him 100 career Hurricanes points... Earned the primary assist on Sutter's overtime game-winner and


was (+2) vs. COL (12/3)... Matched his career-long point streak with points in six consecutive games from 11/17-11/28 (1g, 5a)... Scored his second goal of the season vs. NSH (11/20)... Earned a pair of assists, including the primary helper on Babchuk's OT game-winner, at PHX (10/23)... Scored his first goal of the season, blocked four shots and was (+3) at SJ (10/19)... Assisted on Jokinen's goal and was named third star, playing in his home country of Finland against MIN (10/7) in the first game of the 2010 NHL Premiere... Games missed due to injury: 9 (upper-body: 11/5-11/6; upper-body: 12/29-1/7; lower-body: 2/10; lower-body: 2/19)... **Longest assist streak:** 3 games (11/24-11/28: 0g, 3a; 12/15-12/18: 0g, 3a)... **Longest point streak:** 6 games (11/17-11/28: 1g, 5a)... **Multi-assist games:** 5 (last: 3/25 at TB: 0g, 2a)... **Multi-point games:** 5 (last: 3/25 at TB: 0g, 2a).

CAREER

Is in his eighth NHL season and fourth with the Hurricanes... Acquired from Edmonton on July 1, 2008, in exchange for Erik Cole... Signed a new three-year contract with the Hurricanes on June 28, 2011... Represented Finland at the 2010 Winter Olympics in Vancouver, earning three points (1g, 2a) in five games while helping Finland capture the bronze medal... Twice represented Finland at the IIHF World Junior Championship, winning back-to-back bronze medals in 2002 and 2003... Received the IIHF Directorate Award as the tournament's best defenseman in 2003 in Halifax, totaling six points (1g, 5a) in seven games... Also skated for Finland's Under-18 team at the 2000 Five Nations Cup in Salt Lake City and the Under-17 2000 World Hockey Challenge in Timmins, ON... Played three seasons in SM-Liiga, Finland's top professional league, from 2000-2003, totaling nine goals, 30 assists (39 points) and 113 penalty minutes in 105 games... **1998-99:** Skated in 30 games for Karpat Oulu's under-18 squad, notching one goal and five assists (6 points)... **1999-00:** Netted 12 goals and added 14 assists (26 points) in 36 regular-season games with Karpat Oulu's under-18 team... Had five points (1g, 4a) in six playoff games... Also played in two games for Karpat Oulu Jr... **2000-01:** Made his debut in Finland's top division, SM-Liiga, skating in 21 regular-season games and two playoff contests with Karpat Oulu... Also played 24 games for Karpat Oulu's junior team, notching 17 points (6g, 11a)... **2001-02:** Was tied for first among Karpat Oulu (SM-Liiga) defensemen with 19 points (4g, 15a)... Was the top-rated European skater in NHL Central Scouting's final report heading into the 2002 NHL Entry Draft... **2002-03:** Ranked first among Karpat Oulu defensemen in scoring with five goals and 15 assists (20 points) in 35 games... **2003-04:** Completed his first NHL season and first season of hockey in North America, totaling eight goals and 19 assists (27 points) in 71 games with the Philadelphia Flyers... Named to NHL All-Rookie Team... Ranked second among NHL rookie defensemen in points (27) and was second in power-play points (17) and assists (12)... Ranked second among all NHL rookies in plus/minus (+15)... Played for the Eastern Conference team at the 2004 NHL YoungStars Game during NHL All-Star Weekend... Scored his first NHL point with a power-play assist in his first NHL game vs. BUF (10/9)... Netted a power-play goal at PHX (10/18) for his first NHL goal, beating Sean Burke at 1:42 of the first period... **2004-05:** Scored six goals and 35 assists (41 points) with 105 penalty minutes in 76 games for the Philadelphia Phantoms of the American Hockey League (AHL)... Ranked tied for second among Phantoms defensemen in scoring (41 points)... Added three goals and four assists (7 points) in 21 playoff games as the Phantoms captured the Calder Cup championship... Voted a starter for PlanetUSA Team at 2005 AHL All-Star Classic... **2005-06:** Won the Barry Ashbee Trophy as the Flyers' most outstanding defenseman and the Pelle Lindbergh Memorial Trophy as Philadelphia's most improved player... Scored a career-high 46 points (13g, 33a) in 58 games, also establishing a single-season high for goals (13)... Ranked second among Flyers skaters in assists and third in plus/minus (+22)... Was

tied for 19th in scoring among NHL defensemen and was seventh among NHL blueliners in points-per-game (0.79)... Played his 100th career NHL game at BUF (2/2)... Had career-high six-game assist and point streaks with 13 points (3g, 10a) from 10/27 to 11/8... Missed 24 games due to injury, including 22 (12/6-1/19) following surgery performed on 12/7 to repair athletic pubalgia... **2006-07:** Established career-highs in games (77) and penalty minutes (88)... Ranked third among Flyers skaters in scoring (43 points), while leading Philadelphia in assists (39) and power-play assists (17)... Led Flyers defensemen in scoring... Was ranked 22nd in scoring among NHL blueliners and 16th in assists, marking the second consecutive season that he was among NHL's top 25 defensemen in scoring... Ranked first among Flyers skaters, averaging 24:32 of ice time per game... It marked his second consecutive season leading Philadelphia in ice time... Played his 200th career NHL game vs NYI (3/24)... His second of two assists vs. TB (1/30) was his 100th career NHL point... Earned three power-play assists vs. PIT (11/20) to match his career-high for assists and points in a game... Also had three assists vs. NYR (10/7)... **2007-08:** Tallied eight goals and 18 assists (26 points) in 63 games played for Edmonton... Led the Oilers in ice time in 32 of his 63 games... Earned points in 21 of his 63 games and was plus or even in 40 of 63 games... Earned his 100th career NHL assist vs. CHI (2/6)... Returned to the lineup vs. COL (11/22) after missing 13 games with a right knee injury... Underwent arthroscopic surgery on his right knee on 10/26... Scored the game-winning goal vs. PHI (10/6) for his first goal and point with the Oilers... Missed 19 games due to injury or illness... **2008-09:** Was first on the team and 15th in the league in average ice time per game (24:48)... Was plus or even in 29 of his last 32 games and ranked tied for third on the team in that category (+11)... Was third among Hurricanes defensemen and 10th on the team in scoring with 33 points (7g, 26a)... Led all Carolina defensemen in assists (26)... Played his 300th NHL game vs. STL (1/2)... Made his Hurricanes debut on Opening Night, earned his first Hurricanes point with a goal vs. FLA (10/10)... Played in all 18 playoff games for Carolina... Led all Hurricanes in ice time per game in the playoffs (26:28) and was tied for first on the team in assists (8)... Ranked third in the league in ice time per game in the playoffs (26:28)... Earned a pair of assists and skated a game-high 35:33 of ice time in Game 7 at BOS (5/14)... Earned his first Hurricanes playoff point with an assist on LaRose's goal in Game 3 vs. NJ (4/19)... Made his Hurricanes playoff debut at NJ (4/15)... **2009-10:** Established a career high in assists (40) and matched a career high in points (46)... Ranked first in the NHL in average time on ice per game (27:22)... Ranked second among Hurricanes and tied for eighth among NHL defensemen in assists (40)... Was 13th among NHL defensemen in scoring (46 points)... Was tied for first among Hurricanes in multi-assist games (10)... Matched his career high with three assists vs. ATL (1/16), reaching 200 career NHL points with the third assist... Played in his 100th game with the Hurricanes vs. PHI (12/26).

ALEXEI PONIKAROVSKY 23



Left Wing • Shoots Left

6'4" • 226 lbs.

4/9/80 • Kiev, Ukraine

Acquired: 7/1/11, signed as a free agent

2010-11 Team: Los Angeles

Drafted: Toronto 1998 (4-87-4)

HIGHLIGHTS

NHL FIRSTS:

Game: 1/10/01; 3-1 TOR L vs. TB

Point: 1/12/01; 3-2 TOR W vs. PHX (assist)

Goal: 2/1/01; 5-4 TOR L at WSH (Olaf Kolzig)

NHL HIGHS:

Goals: 2-13x (Last: 1/19/10; 4-3 TOR L at ATL)

Assists: 4 (3/14/09; 8-6 TOR W vs. CGY)

Points: 5 (12/16/06; 9-2 TOR W vs. NYR)

Penalty Min: 15 (4/8/10; 7-3 PIT W vs. NYI)

Goal Streak: 3 games (12/18/08-12/22/08: 3g)

Assist Streak: 5 games (3/19/09-3/28/09: 6a)

Point Streak: 6 games-2x (Last: 3/12/08-3/25/08: 3g, 5a)

CAREER STATS

YEAR	TEAM	LEAGUE	REGULAR SEASON					PLAYOFFS				
			GP	G	A	TP	PIM	GP	G	A	TP	PIM
1997-98 (a)	Dynamo Moscow	Russia	24	1	2	3	30	—	—	—	—	—
1998-99	Krylja Sovetov	Russia	13	2	1	3	2	—	—	—	—	—
	Dynamo Moscow	Russia	—	—	—	—	—	3	0	0	0	2
1999-00	TSK Tver	Russia-2	29	8	14	22	26	—	—	—	—	—
	Dynamo Moscow	Russia	19	1	0	1	8	1	0	0	0	0
	Dynamo Moscow	EuroHL	2	0	2	2	0	—	—	—	—	—
2000-01	Toronto	NHL	22	1	3	4	14	—	—	—	—	—
	St. John's	AHL	49	12	24	36	44	4	0	0	0	4
2001-02	Toronto	NHL	8	2	0	2	0	10	0	0	0	4
	St. John's	AHL	72	21	27	48	74	5	2	1	3	8
2002-03	St. John's	AHL	63	24	22	46	68	—	—	—	—	—
	Toronto	NHL	13	0	3	3	11	—	—	—	—	—
2003-04	Toronto	NHL	73	9	19	28	44	13	1	3	4	8
2004-05 (b)	Voskresensk	Russia	19	1	5	6	16	—	—	—	—	—
2005-06	Toronto	NHL	81	21	17	38	68	—	—	—	—	—
2006-07	Toronto	NHL	71	21	24	45	63	—	—	—	—	—
2007-08	Toronto	NHL	66	18	17	35	36	—	—	—	—	—
2008-09	Toronto	NHL	82	23	38	61	38	—	—	—	—	—
2009-10 (c)	Toronto	NHL	61	19	22	41	44	—	—	—	—	—
	Pittsburgh	NHL	16	2	7	9	17	11	1	4	5	4
2010-11 (d,e)	Los Angeles	NHL	61	5	10	15	36	4	1	0	1	0
NHL Totals (10 Seasons)			554	121	160	281	371	38	3	7	10	16

(a) June 27, 1998—Selected by the Toronto Maple Leafs in the 1998 NHL Entry Draft. Fourth Leafs pick, 87th overall, fourth round.

(b) Nov. 13, 2004—Signed as a free agent by Voskresensk (Russia).

(c) March 2, 2010—Acquired by the Pittsburgh Penguins from the Toronto Maple Leafs in exchange for Martin Skoula and Luca Caputi.

(d) July 27, 2010—Signed as a free agent by the Los Angeles Kings.

(e) July 1, 2011—Signed as a free agent by the Carolina Hurricanes.


PERSONAL

Alexei and his wife, Inna, have three children: Jessica (9), Alexander (6) and Max (2)... They spend their offseasons in Toronto, and Alexei enjoys fishing... He has been involved with Shoot for the Cure, a campaign of the American and Canadian Spinal Research Organizations... He started playing hockey at age 5 for Sokol Kiev... His favorite hockey player growing up was Wayne Gretzky and he lists Mats Sundin and Joe Nieuwendyk as major influences on his career... Alexei's favorite movie is The Hangover and favorite television show is Deadliest Catch... His favorite food is olivie, a Russian salad that includes chicken, potatoes, peas and

carrots... He enjoys techno and dance music, and likes to play Angry Birds on his iPad... He wears No. 23 because he's worn it since minor hockey, and his wife, mother and grandfather all have birthdays that fall on the 23rd... Alexei's favorite teams outside of hockey are Chelsea and Dynamo Kiev, and his favorite athlete is Lance Armstrong... The person he would most like to meet is Vladimir Putin... His favorite former teammate is Nik Antropov... His most memorable hockey moment was reaching the conference finals with Toronto in 2002... His favorite road city is Montreal, and favorite arena is Bell Centre.

VS. NHL

CLUB	GP	G	A	PTS	PIM
ANA	9	0	3	3	6
BOS	43	11	10	21	30
BUF	38	7	12	19	23
CGY	12	1	4	5	6
CAR	25	3	7	10	27
CHI	8	1	1	2	10
COL	10	1	3	4	6
CBJ	9	0	4	4	4
DAL	11	4	2	6	4
DET	9	2	2	4	6
EDM	12	1	1	2	8
FLA	21	5	9	14	16
LA	6	0	2	2	8
MIN	9	2	0	2	6
MTL	38	10	15	25	18
NSH	10	3	4	7	2
NJ	30	6	7	13	16
NYI	25	7	6	13	33
NYR	24	8	8	16	18
OTT	40	5	13	18	20
PHI	27	5	6	11	18
PHX	10	3	2	5	4
PIT	23	6	13	19	8
STL	8	2	0	2	6
SJ	9	1	2	3	4
TB	26	3	7	10	24
TOR	2	0	1	1	0
VAN	12	0	4	4	10
WSH	25	9	6	15	16
WPG	23	15	6	21	14



2010-11 SEASON

Completed his 10th NHL season and first with Los Angeles, after signing with the Kings as a free agent in July... Earned 15 points (5g, 10a) in 61 games... Los Angeles was 39-16-6 when he was in lineup... Earned a pair of assists at DAL (3/13)... Scored the game-winning goal at DET (3/9)... Registered seven hits at NYR (2/17)... Returned to the lineup on 1/8 after missing six games with a lower-body injury... Had a goal and an assist at NSH (12/18)... Activated from injured reserve on 12/9 after missing

12 games... Suffered an upper body injury vs. NSH (11/6), and was placed on injured reserve on 11/16... Played in his 500th NHL game and netted his first goal as a King at COL (10/23)... Earned his first point with Los Angeles (assist) vs. VAN (10/15)... **Longest assist streak:** 2 games (10/15-10/20: 0g, 2a; 3/13-3/15: 0g, 3a)... **Longest point streak:** 2 games (10/15-10/20: 0g, 2a; 3/13-3/15: 0g, 3a)... **Multi-assist games:** 1 (3/13 at DAL: 0g, 2a)... **Multi-point games:** 2 (last: 3/13 at DAL: 0g, 2a).

2011 PLAYOFFS

Completed his fourth NHL playoff season, scoring one goal in four games for Los Angeles as the Kings fell to the San Jose Sharks in the first round... Made his Kings

playoff debut in Game 1 at SJ (4/14)... Scored his only goal of the postseason in Game 4 vs. SJ (4/21).

CAREER

Is in his 11th NHL season and first with the Hurricanes... Signed a one-year contract with the Hurricanes on July 1, 2011... Represented Ukraine at the 2002 Winter Olympics, earning two points (1g, 1a) in four games... **1997-98:** Had three points (1g, 2a) in 24 games as a 17-year-old with Dynamo Moscow of the Russian League... **1998-99:** Skated in 13 games with Krylja Sovetov (Russia), earning three points (2g, 1a)... Appeared in three Russian League playoff games for Dynamo Moscow... **1999-00:** Split the year between the Russian League and the Russian second division... Skated in 21 total games on the top level and in the Euro League with Dynamo Moscow... **2000-01:** Made his North American professional debut, splitting the season between Toronto in the NHL and St. John's in the American Hockey League (AHL)... Earned four points (1g, 3a) and 14 penalty minutes in 22 games with the Maple Leafs and 36 points (12g, 24a) and 44 penalty minutes in 49 regular-season games with St. John's... Made his NHL debut in a 3-1 Toronto loss vs. TB (1/10)... Earned his first NHL point with an assist vs. PHX (1/12), in his second career game... Beat Olaf Kolzig for his first NHL goal at WSH (2/1)... Made his Calder Cup Playoff debut, skating in four games as St. John's fell to Quebec in the first round... **2001-02:** Spent the majority of the season in the AHL with St. John's, and ranked fifth among St. John's skaters in goals (21)... Skated in eight regular-season games on the NHL level with Toronto, netting a pair of goals... Had three points (2g, 1a) in five Calder Cup Playoff games with St. John's before being recalled to Toronto after St. John's was eliminated... Made his NHL playoff debut with Toronto, skating in 10 games as the Maple Leafs advanced to the Eastern Conference Final before falling to Carolina... Played his first Stanley Cup Playoff game in Game 5 of the Eastern Conference Quarterfinal vs. NYI (4/26)... **2002-03:** Again split the season between Toronto and St. John's, totaling three assists and 11 penalty minutes in 13 games on the NHL level... Earned 46 points (24g, 22a) in 63 games with St. John's (AHL)... Led St. John's in plus/minus rating (+18), ranked tied for second in goals and was fourth in points... Selected to the PlanetUSA squad for the 2002 AHL All-Star Game, but did not play due to injury... Recalled from St. John's four times during season... **2003-04:** Completed his first full NHL season with the Maple Leafs, earning 28 points (9g, 19a) in 73 games... Ranked third among Maple Leafs skaters in plus/minus (+14)... Played in his 100th NHL game vs. NJ (2/28)... Matched his career high with a (+4) rating at MTL (1/24)... Earned his first career multi-goal game at WSH (1/21)... Earned his first career multi-point game with a pair of assists at NYR (12/26)... Totaled four points (1g, 3a) and eight penalty minutes in 13 Stanley Cup Playoff games, helping the Maple Leafs advance to Eastern Conference Semifinal before falling to the Flyers... **2004-05:** Played for Voskresensk (Russia) during the work stoppage, totaling six points (1g, 5a) in 19 games... **2005-06:** Ranked third among Maple Leafs in goals (21), first in plus/minus

(+15) and tied for first in shorthanded goals (4)... His four shorthanded goals ranked tied for eighth in NHL... Established career highs in penalty minutes (68), plus/minus (+15) and shorthanded goals (4)... Set a career high with points in six consecutive games (3/26-4/6: 4g, 3a)... Had his first career three-point game with two goals and one assist vs. ATL (11/19)... **2006-07:** Established career highs in shots on goal (198) and power-play goals (6)... Ranked third among Leafs skaters in shots (198) and tied for third in goals (21) and plus/minus (+8)... Earned points in a team-high nine consecutive home games from 2/27-3/1 (4g, 5a)... Had a five-game overall point streak from 1/31-2/10 (3g, 3a)... Earned his 100th career NHL point at TB (1/16)... Established a career high with five points in a single game, scoring two goals and adding three assists vs. NYR (12/16)... Had three consecutive multi-point games from 11/4-11/9, totaling seven points (2g, 5a) in that span... Matched his career high with a (+4) at BOS (11/9)... Played in his 200th NHL game vs. MTL (10/7)... **2007-08:** Ranked tied for third among Maple Leafs in goals (18)... Had nine multi-point games... Matched his career high with points in six consecutive games from 3/12-3/25 (3g, 5a)... Played his 300th career NHL game at NYI (12/26)... Missed 16 games due to injury... **2008-09:** Established career highs in goals (23), assists (38), points (61) and games played (82)... Ranked first among Maple Leafs in plus/minus (+6), second in points (61), goals (23) and shots (185) and tied for second in assists (38)... Earned a positive plus/minus rating for the seventh consecutive season (+52 in that span)... Was one of two Maple Leafs to play in all 82 games (Pavel Kubina)... Had points and assists in five consecutive games from 3/19-3/28 (4g, 6a)... Earned a career high four assists, including his 200th NHL point, vs. CGY (3/14)... Played his 400th NHL game vs. EDM (3/7)... Earned his 100th NHL assist at COL (1/29)... Had points in five consecutive games from 10/21-10/29 (2g, 5a)... **2009-10:** Reached the 20-goal mark for fourth time in his career and second consecutive season, splitting the season between Toronto and Pittsburgh... Reached the 50-point mark for the second consecutive season... Had 41 points (19g, 22a) in 61 games with Toronto before being traded to Pittsburgh on 3/2... Ranked second among Maple Leafs in goals and assists, third in points and first in plus/minus (+5) at the time of the trade... Had nine points (2g, 7a) in 16 regular-season games with Pittsburgh... Played in 158 consecutive games from 3/4/08-2/12/10 before being a healthy scratch at NYR (3/4), when he was between teams after the trade... Had three consecutive multi-point games from 1/26-1/30, totaling six points in that span (1g, 5a)... Earned his 250th NHL point at ATL (1/19)... Had a four-point game with a goal and three assists at FLA (11/27)... Netted his 100th NHL goal at MTL (10/31)... Totaled five points (1g, 4a) in 11 Stanley Cup Playoff games, as the Penguins advanced to the Eastern Conference Semifinal before falling to Montreal in Game 7.



TUOMO RUUTU 15



Center/Wing • Shoots Left

Acquired: 2/26/08, Trade with CHI

6'0" • 205 lbs.

2010-11 Team: Carolina

2/16/83 • Vantaa, Finland

Drafted: Chicago 2001 (1-9-1)

HIGHLIGHTS

NHL FIRSTS:

Game: 10/8/03; 1-0 CHI W vs. MIN
Point: 10/19/03; 3-1 CHI W vs. NSH (goal)
Goal: 10/19/03; 3-1 CHI W vs. NSH (C. Mason)
Shootout Stats: 21 attempts, 9 goals (42.9%),
 4 game-deciding goals

NHL HIGHS:

Goals: 3 (12/16/09; 5-3 CAR W vs. DAL)
Assists: 4 (11/19/09; 6-5 CAR SO W vs. TOR)
Points: 5 (3/7/09; 9-3 CAR W at TB)
Penalty Min: 19 (4/13/06; 7-3 CHI L vs. DET)
Goal Streak: 3 games-6x (Last: 1/9/11-1/13/11: 3g)
Assist Streak: 5 games-2x (Last: 3/2/10-3/10/10: 5a)
Point Streak: 5 games-5x (Last: 1/7/11-1/15/11: 3g, 5a)

CAREER STATS

YEAR	TEAM	LEAGUE	REGULAR SEASON					PLAYOFFS				
			GP	G	A	TP	PIM	GP	G	A	TP	PIM
1999-00	HIFK U20	Fin-Jr	35	11	16	27	32	3	0	1	1	4
	HIFK Helsinki	Finland	1	0	0	0	2	—	—	—	—	—
2000-01 (a)	HIFK U20	Fin-Jr	2	1	0	1	0	—	—	—	—	—
	Jokerit Helsinki	Finland	47	11	11	22	94	5	0	0	0	4
2001-02	Jokerit Helsinki	Finland	51	7	16	23	69	10	0	6	6	29
2002-03	HIFK Helsinki	Finland	30	12	15	27	24	—	—	—	—	—
2003-04	Chicago	NHL	82	23	21	44	58	—	—	—	—	—
2005-06	Chicago	NHL	15	2	3	5	31	—	—	—	—	—
2006-07	Chicago	NHL	71	17	21	38	95	—	—	—	—	—
2007-08 (b)	Chicago	NHL	60	6	15	21	75	—	—	—	—	—
	Carolina	NHL	17	4	7	11	16	—	—	—	—	—
2008-09	Carolina	NHL	79	26	28	54	79	16	1	3	4	8
2009-10	Carolina	NHL	54	14	21	35	50	—	—	—	—	—
2010-11	Carolina	NHL	82	19	38	57	54	—	—	—	—	—
Hurricanes Totals (4 Seasons)			232	63	94	157	199	16	1	3	4	8
NHL Totals (7 Seasons)			460	111	154	265	458	16	1	3	4	8

(a) June 22, 2001—Selected by the Chicago Blackhawks in the 2001 NHL Entry Draft. First Blackhawks pick, ninth overall, first round.

(b) Feb. 26, 2008—Acquired by the Carolina Hurricanes in exchange for Andrew Ladd.

VS. NHL

CLUB	GP	G	A	PTS	PIM
ANA	13	1	1	2	10
BOS	13	2	3	5	10
BUF	16	1	2	3	8
CGY	14	4	6	10	14
CAR	1	1	0	1	0
CHI	3	1	1	2	6
COL	16	5	5	10	26
CBJ	24	5	13	18	41
DAL	15	4	2	6	14
DET	23	4	3	7	33
EDM	13	2	5	7	9
FLA	22	9	10	19	10
LA	14	4	2	6	21
MIN	15	2	3	5	21
MTL	12	2	3	5	12
NSH	23	4	5	9	16
NJ	15	7	8	15	12
NYI	12	4	4	8	6
NYR	14	4	5	9	8
OTT	13	2	4	6	10
PHI	12	2	4	6	8
PHX	15	6	4	10	18
PIT	14	2	4	6	20
STL	23	3	10	13	18
SJ	16	3	6	9	34
TB	21	6	12	18	12
TOR	14	5	9	14	6
VAN	14	3	4	7	16
WSH	21	7	6	13	12
WPG	19	6	10	16	27

PERSONAL

Tuomo and his wife, Emilia, were married on 7/22/11 in Finland... He is involved with the children's organization Plan International... Tuomo's brother, Jarkko, is an NHL free agent, and his cousin, Hanno Möttölä, played basketball at the University of Utah and in the NBA for the Atlanta Hawks... Tuomo's first youth team was Vantaa EVU, when he was 5 years old, and his favorite player growing up was Mario Lemieux... He says his "whole family" had the biggest impact on his career... Tuomo also played soccer and ran long-distance events in track and field growing up... He speaks English, Finnish, Swedish and some German and says his favorite vacation spots are Norway and Iceland... Tuomo collects CDs of 1980s hair bands and says his favorite movie is Dances with Wolves... His favorite meal is the traditional Finnish meal of reindeer and mashed potatoes...

Tuomo enjoys the novels of Paulo Coelho and his biggest talent outside of hockey is soccer... The person he would most like to meet is Nelson Mandela... His favorite holiday is Christmas and his first job was in retail at a clothing store... He wears the number 15 because it was his number with the Finnish national team... His most memorable goal was his score in the final of the World Cup of Hockey against Canada and his most memorable hockey moment was winning the 2011 IIHF World Championship with Finland... His all-time favorite teammate is his brother and his favorite thing about playing professional hockey is spending time with his teammates... Tuomo's favorite website is yle.fi and his favorite restaurant in the Triangle is Bonefish Grill... His favorite road city is Montreal, favorite road arena is Bell Centre in Montreal and favorite team to play against is Montreal.



2010-11 SEASON

Completed his seventh NHL season and fourth with the Hurricanes... Established new career highs in points (57) and assists (38) in a season... Ranked second among Hurricanes skaters in assists (38) and third in points (57)... Led the Hurricanes and ranked second in the NHL in hits (309)... Played in all 82 games of the season for the first time since his rookie year in 2003-04... Had 10 points (2g, 8a) and was (+5) in the season's final 11 games... Netted his 19th goal of the season, earned a pair of assists and was (+2) at ATL (4/8)... Earned a pair of assists, registered five hits and was (+3) vs. MTL (3/30)... Set a new career high with his 29th assist vs. ATL (2/5)... Played in his 200th game with the Hurricanes at NYI (1/26)... Scored his 10th goal of the season, assisted on Dalpe's goal and was named first star vs. ATL (1/9)... Earned assists on three of Carolina's five goals, registered a game-high 10 hits and was (+3) at FLA (1/7)... Had a four-point game with a goal and three assists and was (+3) vs. NJ (1/1)... Scored his 100th career NHL

CAREER

Is in his eighth NHL season and fifth with Carolina... Has represented Finland at 10 major international tournaments, including the 2010 Winter Olympics in Vancouver, when Finland earned bronze... Served as an assistant captain and led his team in scoring in helping Finland capture a gold medal at the 2000 Under-18 World Junior Championship... Won a silver medal at the 2001 Under-20 World Junior Championship and a bronze at the 2002 Under-20 World Junior Championship... Served as team captain at the 2003 Under-20 World Junior Championship and led the tournament in scoring (10 points) as he helped Finland capture the bronze medal... Represented Finland at the 2004 World Cup of Hockey, as well as the 2006, 2007, 2008 and 2011 IIHF World Championships... Was third among all skaters in goals (6) at the 2011 World Championship, leading Finland to the gold medal... **1999-00:** Spent the majority of the season with HIFK Helsinki's Under-20 team in the Finnish Junior League, recording 11 goals and 16 assists (27 points) in 35 regular-season games... Played in one game with HIFK Helsinki of the Finnish Elite League (SM-Liiga)... **2000-01:** Was the youngest player in the Finnish Elite League, recording 11 goals and 11 assists (22 points) in 47 games for Jokerit... Appeared in five playoff games for Jokerit before suffering a season-ending knee injury... **2001-02:** Totaled 23 points (7g, 16a) in 51 games with Jokerit... Served as an assistant captain... Played in 10 postseason contests, tallying six assists and registering 29 penalty minutes in helping Jokerit capture the SM-Liiga Championship... Selected as The Hockey News No. 1 NHL-affiliated prospect in the world in 2002 by a panel of NHL executives in the publication's 14th Annual Future Watch edition... **2002-03:** Skated in 30 games for HIFK Helsinki of the Finnish Elite League, totaling 27 points (12g, 15a) and 24 penalty minutes... Suffered a season-ending knee injury in mid-January... Named by The Hockey News as the top player in the world not playing in the NHL during the 2002-03 season... **2003-04:** Played his first season of hockey in North America, joining the Chicago Blackhawks... Led the team in goals with 23... Ranked tied for first among Blackhawks skaters in power-play goals (10) and led the team in game-winning goals (3)... Among NHL rookies, ranked third in goals (23), tied for fifth in assists (21), third in points (44), tied for first in power-play goals (10), tied for second in power-play points (17), third in shots (174) and third in shooting percentage (13.2%)... Was named the NHL's Rookie of the Month for March after tallying 16 points (8g, 8a) in 15 games... His 16 points in March were the most by any NHL rookie in a single month during the 2003-04 season... Notched 39 points (21g, 18a) in the final 46 games of the season... Was one of four Blackhawks to play in all 82 games... Represented Chicago and the Western Conference at the 2003 NHL YoungStars Game during All-Star Weekend... Earned his first NHL multi-goal game with a pair of goals at CGY (1/30)... Earned his first NHL assist vs. CGY (11/12)... Scored his first NHL goal/point, beating Chris Mason vs. NSH (10/19)... Made his NHL debut vs. MIN (10/8)... Had three points in a game three times (2/19 at SJ, 2/25 at CBJ, 3/11 at NJ)... **2004-05:** Appeared in six games for Finland at the 2004 World Cup of Hockey, tallying three points (1g, 2a)... Did not play

goal and added an assist vs. WSH (12/26)... Netted the game-tying and game-winning goals in a 4-3 come-from-behind victory at FLA (12/15)... Set up Jeff Skinner's first-period power-play goal and scored a second-period power-play goal at BOS (11/26)... Scored Carolina's first goal, earned two assists and registered five hits at NYR (10/29)... Netted his first goal of the season vs. MIN (10/8) in the second game of the 2010 NHL Premiere in Finland... Played his first NHL game in his home nation of Finland in the first game of the 2010 NHL Premiere in Helsinki... **Longest goal streak:** 3 games (1/9-1/13: 3g, 1a)... **Longest assist streak:** 4 games (11/19-11/26: 1g, 4a; 12/26-1/1: 2g, 6a)... **Longest point streak:** 5 games (11/17-11/26: 2g, 4a; 1/7-1/15: 3g, 5a)... **Multi-goal games:** 1 (12/15 at FLA: 2g, 0a)... **Multi-assist games:** 6 (last: 4/8 at ATL: 1g, 2a)... **Multi-point games:** 10 (last: 4/8 at ATL: 1g, 2a).

professionally during the season... **2005-06:** Appeared in only 15 games due to back and ankle injuries, registering five points (2g, 3a) and 31 penalty minutes... Missed 25 games with a sore back and 37 games with a partially-severed tendon in his ankle, suffered vs. NSH (1/8)... **2006-07:** Appeared in 71 games, recording 38 points (17g, 21a)... Led the Blackhawks with 156 hits... Played his 100th NHL game and scored Chicago's only goal vs. NJ (11/9)... Suffered a sprained knee during a preseason game at CBJ (9/22) and missed the first 10 games of the regular season... **2007-08:** Split the season between Chicago and Carolina, as the Hurricanes acquired him at the trading deadline in exchange for Andrew Ladd... Had four goals and seven assists (11 points) in 17 games with Carolina after being acquired from the Blackhawks... Was second on the team in hits (171) and tied for third among Hurricanes forwards in plus/minus (+4)... Scored his first goal with the Hurricanes and assisted on Staal's goal vs. TB (3/1)... Made his Hurricanes debut vs. NJ (2/26), earning an assist and leaving the game in the third with facial lacerations for which he received approximately 40 stitches... Prior to the trade, had six goals and 15 assists (21 points) and 75 penalty minutes in 60 games played with Chicago... Played his 200th career game at OTT (12/22)... Earned his 100th career NHL point with a goal vs. LA (12/12)... **2008-09:** Established his career high in goals (26)... Ranked second among Hurricanes in goals (26) and third in points (54)... Was second on the team in power-play goals (10)... Led the team in penalty minutes (79)... Led all Hurricanes and ranked 10th in the NHL in hits (228)... Was selected by the Carolina media as the winner of the 2008-09 "Good Guy Award," given for cooperation with the local media... Established a new career high for points in a game with five (2g, 3a) at TB (3/7)... Completed his first NHL playoff season, skating in 16 of Carolina's 18 postseason contests... Ranked fourth on the team in hits in the playoffs (54)... Assisted on Jokinen's overtime game winner in Game 3 vs. BOS (5/6)... Scored his first career playoff goal in Game 7 vs. NJ (4/28)... Assisted on Staal's goal for his first career playoff point in Game 4 vs. NJ (4/21)... Made his NHL playoff debut in Game 1 at NJ (4/15)... **2009-10:** Ranked tied for fifth among Hurricanes in goals (14) and second in hits (156) despite missing 28 games due to injury or suspension... Had season-ending surgery on 3/25... Earned an assist vs. BOS (3/16) for his 100th point with the Hurricanes... Earned his 200th career NHL point with an assist vs. BUF (2/11)... Returned to action on Tuomo Ruutu bobblehead night after missing 15 games and netted an empty-net goal vs. FLA (2/9)... Earned his first career hat trick with three goals on four shots and was (+2) vs. DAL (12/16)... Established a new career-high with four assists and scored the game-deciding goal in the shootout vs. TOR (11/19)... Was suspended for three games (10/24-10/31) for a hit on Darcy Tucker at COL (10/23)... Had a goal and an assist and was assessed a boarding major and a game misconduct at COL (10/23)... Played in his 100th game with the Hurricanes and earned his first points of the season with a goal and an assist vs. FLA (10/9).



JEFF SKINNER 53



Center/Right Wing • Shoots Left

Acquired: 2010 NHL Entry Draft

5'11" • 193 lbs.

2010-11 Team: Carolina

5/16/92 • Markham, Ont.

Drafted: Carolina 2010 (1-7-1)

HIGHLIGHTS

NHL FIRSTS:

Game: 10/7/10; 4-3 W at MIN in Helsinki, Finland

Point: 10/8/10; 2-1 SO W vs. MIN in Helsinki, Finland (assist)

Goal: 10/20/10; 4-3 L at LA (Bernier)

NHL HIGHS:

Goals: 2-5x (Last: 3/30/11; 6-2 W vs. MTL)

Assists: 2-3x (Last: 4/8/11; 6-1 W at ATL)

Points: 3-5x (Last: 4/8/11; 6-1 W at ATL)

Penalty Min: 4 (12/19/10; 4-0 W at OTT)

Goal Streak: 2 games-5x (Last: 4/6/11-4/8/11: 2g)

Assist Streak: 3 games (11/20/10-11/26/10: 3a)

Point Streak: 5 games (1/7/11-1/15/11: 5g, 3a)

CAREER STATS

YEAR	TEAM	LEAGUE	REGULAR SEASON					PLAYOFFS				
			GP	G	A	TP	PIM	GP	G	A	TP	PIM
2007-08	Toronto Nats	GTHL	56	65	44	109	163	—	—	—	—	—
2008-09	Kitchener	OHL	63	27	24	51	34	—	—	—	—	—
2009-10 (a)	Kitchener	OHL	64	50	40	90	72	20	20	13	33	14
2010-11 (b)	Carolina	NHL	82	31	32	63	46	—	—	—	—	—
Hurricanes/NHL Totals (1 Season)			82	31	32	63	46	—	—	—	—	—

(a) June 25, 2010—Selected by the Carolina Hurricanes in the 2010 NHL Entry Draft. First Hurricanes pick, seventh overall, first round.

(b) Sept. 21, 2010—Signed by the Carolina Hurricanes to a three-year, entry-level contract.

VS. NHL

CLUB	GP	G	A	PTS	PIM
ANA	1	0	1	1	0
BOS	4	1	2	3	0
BUF	4	1	1	2	2
CGY	1	0	1	1	2
CAR	0	0	0	0	0
CHI	1	1	0	1	0
COL	1	1	0	1	0
CBJ	1	1	0	1	2
DAL	2	0	0	0	0
DET	1	1	0	1	0
EDM	1	1	2	3	0
FLA	6	3	4	7	0
LA	1	1	0	1	0
MIN	2	0	1	1	0
MTL	4	2	2	4	2
NSH	2	0	1	1	0
NJ	4	4	0	4	4
NYI	4	2	2	4	4
NYR	4	3	2	5	2
OTT	4	0	2	2	6
PHI	4	1	1	2	2
PHX	1	0	0	0	0
PIT	4	0	0	0	2
STL	1	0	0	0	0
SJ	1	0	1	1	0
TB	6	3	3	6	8
TOR	4	2	0	2	4
VAN	1	0	0	0	0
WSH	6	1	2	3	4
WPG	6	2	4	6	2

PERSONAL

Jeff is single and spends his summers in his hometown of Markham, Ontario... He is the second-youngest of six hockey-playing siblings, including four siblings who played college hockey: Andrea (Cornell), Jennifer (Harvard), Erica (Carleton) and Ben (Wilfrid Laurier)... His youngest sister, Jillian, plays junior for the Mississauga Chiefs... Jeff was also a competitive figure skater growing up, winning a bronze medal at the 2004 Skate Canada Junior Nationals... He began playing hockey when he was 3 years old, and his first team was in the Markham house league... He cites his family as the biggest influence on his career, and his favorite player growing up was Mats Sundin... Jeff's charity involvement includes Head Strong, a brain injury awareness organization... His favorite television show is Friends, favorite movie is 300 and favorite book is The Scarlet Pimpernel... He enjoys

country music, and his first job was as a newspaper carrier... Jeff's favorite meal is chicken parm, favorite website is YouTube.com and favorite video game is NHL 11... He enjoys watching football and is also a fan of Roger Federer and the Toronto Blue Jays... The person, past or present, that he would most like to meet is Terry Fox... His favorite former teammate is Gabriel Landeskog... Jeff wore 23 as a kid, but switched to 53 at the suggestion of his mom and brother when another player already had 23 in Kitchener... His favorite road city is Toronto and favorite road arena is Air Canada Centre... His most memorable hockey moments were being drafted by the Hurricanes and scoring his first NHL goal, each of which happened at Staples Center in Los Angeles... His favorite thing about playing in the NHL is playing with guys he grew up watching.



2010-11 SEASON

Completed his first NHL season with the Hurricanes... Won the Calder Trophy as the NHL's top rookie, becoming the first player in franchise history and the youngest player in NHL history to win the award... Was also voted by his peers as the Sporting News Rookie of the Year... Ranked first among NHL rookies in points (63), second in assists (32) and third in goals (31)... Was tied for second among rookies in power-play assists (12) and power-play points (18)... Led all NHL skaters in penalties drawn (45)... Was the youngest player to spend the entire season in the NHL... Led Carolina in third-period goals (13)... Carolina was 20-4-2 when he scored a goal... Had a three-point game with a goal and two assists at ATL (4/8)... Scored his 30th goal of the season vs. DET (4/6), becoming the youngest player in franchise history and the seventh-youngest player in NHL history to reach 30 goals (18 years, 325 days)... Netted a pair of goals, assisted on Pitkanen's goal and was (+4) vs. MTL (3/30)... Scored his 27th goal of the season and netted the shootout game-winner at WSH (3/29)... Scored his 25th goal of the season and earned the primary assist on Pitkanen's overtime game-winner vs. NYI (3/18)... Was named NHL Rookie of the Month for January, after tallying 14 points (9g, 5a) and a plus-6 rating in 14 games... Earned an assist for Team Staal in the 2011 NHL All-Star Game at the RBC Center (1/30), as he became the youngest All-Star in NHL history (18 years, 259 days), breaking the record set by Steve Yzerman (18 years, 267 days) in 1984... On 1/26, was selected to play in the 2011 NHL All-Star Game as an injury replacement... Had his ninth multi-point game of the season with a goal and an assist vs. NYR (1/20)... Netted the game-deciding goal in the shootout and assisted on Ruutu's goal vs. CGY (1/11)... On 1/11, was named one of 12 NHL rookies to participate in the Honda NHL SuperSkills competition during the 2011 All-Star Weekend in Raleigh... Netted a pair of goals, assisted on Cole's

game-winner and was (+3) at FLA (1/7)... Scored the game-winner and earned an assist on Jokinen's power-play goal at BOS (11/26)... Earned his first career multi-assist game and netted his sixth goal of the season vs. EDM (11/9)... Earned his second multi-point game with a goal and an assist vs. NYI (11/3)... Had his first NHL multi-goal and multi-point game with two goals and the primary assist on Erik Cole's game-winner at NYR (10/29)... Beat Jonathan Bernier for his first NHL goal at 14:39 of the second period at LA (10/20)... At 18 years, 157 days old, he became the youngest player in franchise history to score a goal, breaking the mark held by Paul Lawless (18 years, 181 days)... Was just the second 18-year-old to score a goal in a Hurricanes sweater (Eric Staal, 10/23/03)... Took his first NHL penalty (interference) at OTT (10/14)... Earned his first NHL point with an assist on Ruutu's goal, and scored the game-winning goal in the shootout vs. MIN (10/8)... With his assist, became the youngest player in franchise history to earn a point (18 years, 145 days), breaking the mark set by Paul Lawless (18 years, 172 days)... Became the third-youngest player in NHL history to score in the shootout when he tallied the game-winner against Niklas Backstrom (10/8)... Only younger shootout scorers were Sam Gagner (18 years, 76 days) and Sidney Crosby (18 years, 95 days)... Was the 13th player in NHL history to score in the shootout before netting a regulation NHL goal... Made his NHL debut against MIN (10/7) in the first game of the 2010 NHL Premiere in Helsinki... **Longest goal streak:** 2 games (11/6-11/9: 2g, 3a; 1/7-1/9: 3g, 1a; 1/13-1/15: 2g, 1a; 3/29-3/30: 3g, 1a; 4/6-4/8: 2g, 2a)... **Longest assist streak:** 3 games (11/20-11/26: 1g, 3a)... **Longest point streak:** 5 games (1/7-1/15: 5g, 3a)... **Multi-goal games:** 5 (last: 3/30 vs. MTL: 2g, 1a)... **Multi-assist games:** 3 (last: 4/8 at ATL: 1g, 2a)... **Multi-point games:** 14 (last: 4/8 at ATL: 1g, 2a).

CAREER

Is in his second NHL season with the Hurricanes... Signed a three-year, entry-level contract with Carolina on 9/21/10... Drafted seventh overall by the Hurricanes in the 2010 NHL Entry Draft... Represented Canada at the 2011 IIHF World Championship in Slovakia, where he ranked third on the team in scoring with six points (3g, 3a) despite being the youngest player in the tournament... Also played for Canada at the 2009 U-18 Ivan Hlinka Memorial Tournament, leading the tournament with six goals, including two in the gold medal game against Russia... Played for the gold-medal-winning Team Ontario at the 2009 World Under-17 Challenge, scoring the game-winning goal against Russia in the championship final... **2007-08:** Totaled 109 points (65g, 44a) in 56 games for the Toronto Young Nats, prior to beginning his major junior career... **2008-09:** Notched 27 goals and 24 assists (51 points) in 63 games as a 16-year-old for Kitchener... Ranked fourth among OHL rookies in goals and 10th among rookies in points... Led Kitchener in goals and was third among Rangers skaters in points... **2009-10:** Ranked second in the OHL in goals (50) and tied for seventh in the league in scoring (90 points) in his second OHL season... Was tied for second in the league in power-play goals (21) and fourth in the OHL in game-winning goals (9)... Was the only Canadian Hockey League (QMJHL, OHL, WHL) player in his draft class to score 50 regular-season goals,

and was the first Kitchener Ranger to score 50 goals in 23 years... Played for Team OHL at the Subway Super Series, netting a pair of goals against Russia and earning Player of the Game honors... Was named MVP of Team Orr at the 2010 Top Prospects Game after tallying a goal and an assist, and was crowned the winner of the creative breakaway skills competition... Also skated in the 2010 OHL All-Star Game, netting a goal... Earned a season-high, nine-game point streak from 2/5-2/25 (8g, 8a)... Had 15 multi-goal efforts, including two hat tricks (10/30 vs. Erie, 2/20 at Owen Sound)... Notched two four-point games: 12/18 vs. Guelph (2g, 2a) and 1/23 vs. Erie (1g, 3a)... Netted the game-winner with 11 seconds remaining in the season finale vs. Owen Sound (3/12) for his 50th goal of the season... Ranked second among league skaters in points (33) and tied for first in goals (20) during the 2010 OHL playoffs, helping Kitchener advance to the Western Conference Final before falling to eventual Memorial Cup champion Windsor in seven games... Was also first among league skaters in playoff power-play goals... Earned his first career playoff hat trick with three goals in Game 4 vs. London (4/7)... Was held off the score sheet in just three of Kitchener's 20 postseason contests... Completed his junior hockey career with 141 points (77g, 64a) and 106 penalty minutes in 127 regular-season games and 33 points (20g, 13a) in 20 career OHL playoff games.



ERIC STAAL 12



Center • Shoots Left

Acquired: 2003 NHL Entry Draft

6'4" • 205 lbs.

2010-11 Team: Carolina

10/29/84 • Thunder Bay, Ont.

Drafted: Carolina 2003 (1-2-1)

HIGHLIGHTS

NHL FIRSTS:

Game: 10/9/03; 3-1 L at FLA
Point: 10/23/03; 2-0 W at BOS (goal)
Goal: 10/23/03; 2-0 W at BOS (Raycroft)
Shootout Stats: 14 attempts, 2 goals (14.3%),
 1 game-deciding goal

NHL HIGHS:

Goals: 4 (3/7/09; 9-3 W at TB)
Assists: 4-2x (Last: 11/9/10; 7-1 W vs. EDM)
Points: 6 (3/7/09; 9-3 W at TB)
Penalty Min: 26 (10/23/09; 5-4 L at COL)
Goal Streak: 6 games (4/2/04-10/12/05: 7g)
Assist Streak: 5 games-2x (Last: 3/1/08-3/12/08: 8a)
Point Streak: 11 games (1/16/10-2/5/10: 10g, 7a)

CAREER STATS

YEAR	TEAM	LEAGUE	REGULAR SEASON					PLAYOFFS				
			GP	G	A	TP	PIM	GP	G	A	TP	PIM
2000-01	Peterborough	OHL	63	19	30	49	23	7	2	5	7	4
2001-02	Peterborough	OHL	56	23	39	62	40	6	3	6	9	10
2002-03 (a)	Peterborough	OHL	66	39	59	98	36	7	9	5	14	6
2003-04 (b)	Carolina	NHL	81	11	20	31	40	—	—	—	—	—
2004-05	Lowell	AHL	77	26	51	77	88	11	2	8	10	12
2005-06	Carolina	NHL	82	45	55	100	81	25	9	19	28	8
2006-07	Carolina	NHL	82	30	40	70	68	—	—	—	—	—
2007-08	Carolina	NHL	82	38	44	82	50	—	—	—	—	—
2008-09	Carolina	NHL	82	40	35	75	50	18	10	5	15	4
2009-10	Carolina	NHL	70	29	41	70	68	—	—	—	—	—
2010-11	Carolina	NHL	81	33	43	76	72	—	—	—	—	—
Hurricanes/NHL Totals (7 Seasons)			560	226	278	504	429	43	19	24	43	12

(a) June 21, 2003—Selected by the Carolina Hurricanes in the 2003 NHL Entry Draft. First Hurricanes pick, Second overall, first round.

(b) Oct. 6, 2003—Signed a multi-year contract with the Carolina Hurricanes.

VS. NHL

CLUB	GP	G	A	PTS	PIM
ANA	8	5	3	8	12
BOS	28	11	14	25	30
BUF	28	8	16	24	24
CGY	6	2	2	4	6
CAR	0	0	0	0	0
CHI	6	2	4	6	2
COL	6	0	2	2	26
CBJ	6	1	3	4	2
DAL	7	5	3	8	2
DET	7	0	5	5	6
EDM	6	3	5	8	0
FLA	47	13	21	34	28
LA	5	2	4	6	8
MIN	7	1	3	4	10
MTL	26	15	16	31	20
NSH	6	0	1	1	6
NJ	28	4	9	13	16
NYI	27	19	10	29	10
NYR	28	8	9	17	26
OTT	28	10	17	27	20
PHI	28	10	9	19	14
PHX	7	5	1	6	4
PIT	27	12	16	28	26
STL	7	4	3	7	8
SJ	6	3	2	5	6
TB	47	29	24	53	32
TOR	26	12	15	27	18
VAN	6	2	4	6	2
WSH	48	20	27	47	39
WPG	48	20	30	50	26

PERSONAL

Eric and his wife, Tanya, welcomed a son named Parker on 9/22/09, and are expecting their second child in December... They spend their summers in Thunder Bay, Ontario... His brothers Marc (NY Rangers, 2005) and Jordan (Pittsburgh, 2006) were also first-round draft picks... His youngest brother, Jared, was drafted in 2008 by Phoenix and is now a member of the Hurricanes organization... Eric hosts underprivileged children in his suite at Hurricanes home games as part of his "Eric's Entourage" initiative... He also was involved with the launch of Raleigh's Hockey is For Everyone team, the Capital City Crew, as he donated equipment for the squad... In addition to his charitable efforts in Raleigh, he is part of a group of hockey players from Thunder Bay who host a charity golf tournament there annually benefiting the Northern Cancer Research Fund... Eric's first youth team was the Wallace Repair orange team in Norwest Minor Hockey and the players he emulated growing up were Joe Sakic and Wayne Gretzky... His most prized

possessions are his Stanley Cup ring and Olympic gold medal... Eric's first job was working on his family's sod farm... His biggest hockey influences were his parents and his favorite team growing up was Toronto... His favorite food is Chinese and the British Virgin Islands are his favorite places to visit... His favorite book is "Lone Survivor" by Marcus Luttrell... Eric's biggest talent outside of hockey is beach volleyball... His favorite movie is Inception and favorite TV show is E:60... His iPod is full of "pretty much anything country"... The celebrity he would most like to meet is Rory McIlroy... He wears number 12 because it was his dad's number... His favorite former teammate is Andrew Ladd... His most memorable goal was his series-clincher with 32 seconds remaining in regulation in Game 7 of the 2009 Eastern Conference Quarterfinals at New Jersey... Eric's favorite thing to do in the Triangle is to enjoy time outdoors with his son.



2010-11 SEASON

Led the Hurricanes in goals (33), assists (43) and points (76)... Ranked tied for 11th in the NHL in scoring (76 points), tied for 12th in goals (33)... Was tied for seventh in the NHL in power-play goals (12) and game-winning goals (8) and tied for 10th in shorthanded goals (3)... Assisted on all three Hurricanes goals and was (+2) vs. DET (4/6)... Earned his 500th career NHL point with the Hurricanes' only goal vs. BUF (4/3)... Scored his 10th career shorthanded goal at NYI (4/2), tying him for second in franchise history in that category... Earned an assist and scored his 30th goal at TB (3/25)... Assisted on Cole's goal before leaving the game vs. PIT (2/25) with an upper-body injury... Earned the primary assist on Skinner's second power-play goal and was held without a shot for just the 24th time in his career (11 were during his rookie year) at NJ (2/8)... Was named the NHL's First Star of the Week for the week ending 1/31 after scoring four points (2g, 2a) in a pair of Carolina wins... Netted a pair of goals in the 2011 NHL All-Star Game at the RBC Center (1/30), extending his All-Star goal-scoring streak to four games... Served as captain for "Team Staal" during NHL All-Star Weekend, as his team won the Honda NHL SuperSkills (1/29) before falling 11-10 in the NHL All-Star Game (1/30)... Had a three-point game with two goals and an assist at NYI (1/26)... Had points in eight consecutive games from 1/1-1/15 (4g, 6a), the team's season-long streak... Scored a shorthanded goal and added a pair of assists vs. TB (1/15) to pass Rod Brind'Amour (473 points) for first in Hurricanes history (since relocation) and third in franchise history in scoring... Named to the 2011 NHL All-Star Game on 1/11, becoming the first player in franchise history to earn a spot in the event four consecutive times... Scored his 20th goal of the season at FLA (1/7), making him the third player in franchise history to score 20 or

more goals in six consecutive seasons... Scored his 19th goal of the season to force overtime at NYR (1/5)... With his assist vs. NJ (1/1), passed Andrew Cassels (253) for fourth in franchise history in assists... Scored twice in the first period at TOR (12/28)... Was named the NHL's Third Star of the Week for the week ending 12/19, after totaling five points (4g, 1a) in three Hurricanes victories... Earned his 12th career hat trick and second of the season with a natural hat trick vs. ANA (12/18)... Scored the game-tying, extra-attacker goal with less than three seconds remaining in regulation and set up Erik Cole's second-period goal at WSH (11/28)... Played in his 500th career NHL game and netted his 10th goal of the season vs. WSH (11/24)... Notched his 11th career hat trick, including his 200th NHL goal, and added a pair of helpers for a five-point game vs. OTT (11/17)... Matched his career high with four assists vs. EDM (11/9)... Had his first multi-goal game of the season, including the game-winner, vs. FLA (11/6)... Scored the game-winning goal and added an assist vs. NYI (11/3), passing Geoff Sanderson (196) for fifth in franchise history in goals... Had his second consecutive multi-point effort with a goal and an assist at LA (10/20)... Scored a shorthanded goal and earned an assist at SJ (10/19)... Earned his first points of the season with a goal and an assist at OTT (10/14)... Missed one game due to injury (upper-body: 2/26)... **Longest goal streak:** 2 games (10/19-10/20: 2g, 2a; 11/28-11/29: 2g, 1a; 12/16-12/18: 4g, 0a; 1/5-1/7: 2g, 0a; 3/25-3/26: 2g, 1a; 4/2-4/3: 2g, 1a)... **Longest assist streak:** 3 games (11/13-11/20: 3g, 5a; 3/18-3/25: 1g, 3a)... **Longest point streak:** 8 games (1/1-1/15: 4g, 6a)... **Multi-goal games:** 5 (last: 1/26 at NYI: 2g, 1a)... **Multi-assist games:** 5 (last: 4/6 vs. DET: 0g, 3a)... **Multi-point games:** 17 (last: 4/6 vs. DET: 0g, 3a).

CAREER

Is in his eighth NHL season with the Hurricanes... Was named the 13th captain in franchise history on Jan. 20, 2010... Signed a seven-year extension with the team on Sept. 11, 2008, that goes through the 2015-16 season... Has been involved with Canada in international competition four times... Won a gold medal as a member of Team Canada at the 2010 Winter Olympics in Vancouver, earning six points (1g, 5a) in seven games... With his Olympic gold medal, became the 23rd player in history to enter the "Triple Gold Club" (Olympic gold, Stanley Cup, World Championship), and the first active Hurricane to win Olympic gold... Also has international experience as a reserve for the 2006 Winter Olympic Games in Torino, Italy, as a member of the gold-medal-winning Canadian team at the 2007 IIHF World Championship and as a member of the silver-medal-winning team at the 2008 IIHF World Championship... Selected by the franchise with the second overall pick in the 2003 NHL Entry Draft... Was the top-rated North American skater in the NHL's Central Scouting Registry for the 2003 Entry Draft... **2000-01:** Ranked third for Peterborough in scoring with 49 points (19g, 30a) in his rookie OHL season... Played for Team Ontario in the U-17 World Championship in Nova Scotia... Won gold with Canada's under-18 team at the 2001 Six Nations Tournament in the Czech Republic... **2001-02:** Ranked third on Peterborough in scoring with 62 points (23g, 39a) in 56 games... Was named to the OHL's Eastern Conference All-Star team for the CHL All-Star Weekend... Served as an alternate captain for the Canadian under-18 national team at the 2002 U-18 World Championship... **2002-03:** Led Peterborough and ranked seventh in the OHL in scoring with 98 points (39g, 59a) in 66 games... Was sixth in the OHL in goals (39)... Notched 14 points (9g, 5a) in seven playoff games for the Petes... Was named a 2002-03 Canadian Hockey League (CHL) First-Team All-Star... Was Player of the Week in the OHL and CHL for the week ending Feb. 23 after tallying eight points (4g,

4a) in three games... Notched a hat trick and added an assist vs. Sault Ste. Marie (2/23)... Participated in the CHL Home Hardware Top Prospects Game Jan. 22 in Kitchener, Ont... Played for the OHL Eastern Conference All-Stars for the second consecutive season in the CHL All-Star Series... Was an alternate captain for Peterborough... **2003-04:** Completed his rookie NHL season, making the jump from junior hockey straight to the NHL in his draft year... Was tied for ninth among NHL rookies in scoring (31), tied for 12th in goals (11), tied for ninth in assists (20) and fourth in shots (164)... Had a five-game assist streak from Oct. 23-Nov.1 (1g, 5a) - the longest assist streak by an NHL rookie that season... Participated in the NHL YoungStars Game at the NHL All-Star Weekend in St. Paul, Minn., on Feb. 7, scoring the game's first goal for the Eastern Conference... Missed his first NHL game with a torso injury at PIT (3/19)... Scored the first shorthanded goal of his career vs. ATL (1/18)... Scored his first career overtime goal and had an assist vs. LA (11/8)... Scored his first NHL goal - the game-winner - when he beat Bruins netminder Andrew Raycroft 1:57 into the game and earned his first NHL assist when he set up Jeff O'Neill 12:47 into the third period at BOS (10/23)... Recorded his first NHL penalty, tripping, vs. FLA (10/13)... Made his NHL debut at FLA (10/9), 20 days before his 19th birthday... Led the NHL in goals during the preseason with seven... **2004-05:** Spent the entire season with Lowell (AHL), establishing new Lock Monsters franchise records in points (77), assists (51), plus/minus (+37) and shorthanded goals (7) in a season... Led AHL in shorthanded goals and plus/minus... Had a team record 12-game point streak (1/5-1/30: 5g, 15a)... In one season, equaled Lock Monsters career record for shorthanded goals (7)... Ranked 10th in AHL in points... Earned an assist for the Canadian All-Stars in 2005 AHL All-Star Classic... Was second on team in scoring (10 points) and led the team in assists (8) and shots (37)

in 11 Calder Cup Playoff games... Scored game-winning goal in 3-2 Game 5 win against Hartford in the Atlantic Division Semifinal (4/28)... **2005-06:** Ranked sixth in the NHL in points (100), eighth in the NHL in goals (45) and tied for eighth in power-play goals (19)... Led Carolina in goals (45), assists (55), points (100) and shots (279)... Was named MVP by the Carolina chapter of the Professional Hockey Writers Association... Had points in 58 of Carolina's 82 games... With a goal and an assist at TB (4/15), he became the first player to reach 100 points in a season for the franchise... Had his first NHL fight when he scrapped with Jeff Halpern vs. WSH (4/3)... Scored his 40th goal of the season and earned an assist at MTL (3/16)... Was named NHL Offensive Player of the Week for the period ending March 5 after tallying three goals and four assists (7 points) in Carolina's three games March 1-4... Was a member of the reserve squad for Team Canada during the 2006 Winter Olympics in Torino, Italy... Netted a pair of goals and earned an assist at MTL (1/31) to reach the 100-point plateau in his NHL career... Reached the 30-goal mark for the first time in his career when he beat Rick DiPietro for the game-winner vs. NYI (1/19)... Named NHL Offensive Player of the Week for the second time of the season for the period ending Jan. 15 (3gp, 3g, 4a, +3)... Returned after taking a high stick to the mouth in first period to score his second career hat trick and earn an assist on John Deere hat day at the RBC Center vs. STL (1/15)... Reached the 50-point mark in the team's 35th game, tying the franchise record for fastest player to reach 50 points in a single season (Mike Rogers in 1980-81: 35 games)... Scored his 25th goal of the season in the team's 34th game, becoming the fastest player to 25 goals in franchise history... Played in his 100th NHL/Hurricanes game and scored his 14th goal of the season at NYR (11/19)... Had his career-high 10-game scoring streak (10/20-11/11: 7g, 13a) snapped vs. ATL (11/12)... Had his third consecutive three-or-more-point night with two goals and an assist vs. TOR (11/3)... Was named NHL Offensive Player of the Week on Oct. 31 for the week of 10/24-10/30... Was named NHL Offensive Player of the Month for October on Nov. 1... Was the first player to be named Player of the Month for the franchise since Mike Rogers earned the honor in Dec. 1980... Celebrated his 21st birthday with a career-high four assists at PIT (10/29)... Earned his first career hat trick vs. PHI (10/28)... Began the season with a four-game goal streak (10/5-10/12: 5g, 3a), one game short of the franchise record (Kevin Dineen, five games, 1990-91)... Completed his first NHL playoff season... Ranked first in the league in points (28 points), first in assists (19), first in power-play goals (7), first in power-play assists (10), first in power-play points (17) and first in shots (87)... Had points in 20 of Carolina's 25 playoff games... Had a 15-game point streak from April 24 through May 28 (7g, 13a), establishing a new franchise playoff record... Established franchise playoff records for assists (19), points (28) and shots (87) in a single playoff year... Scored a pair of power-play goals and assisted on Whitney's goal in Game 5 vs. EDM (6/14)... Scored a goal to tie the game with three seconds remaining in the third period of Game 2 vs. NJ (5/9) to force overtime... Netted his first career playoff goal, beating Cristobal Huet for the overtime winner in Game 3 at MTL (4/26)... Matched John Anderson's franchise record for assists in a playoff game with four helpers in Game 2 vs. MTL (4/24)... His assist on Brind'Amour's first power-play goal was his first career NHL playoff point... Made his NHL playoff debut in Game 1 vs. MTL (4/22)... **2006-07:** Was third on the team in goals (30), assists (40) and points (70)... Led the team and ranked 14th in the NHL in shots (288)... Was tied with Justin Williams for the team lead in power-play goals (12)... Was third on the team in power-play points (26)... Was one of four Hurricanes to play in all 82 games and was third on the team in average ice time (20:07)... Reached the 30-goal mark for the second consecutive season and earned his 200th career NHL point with an assist vs. FLA (4/7)... Earned his 100th NHL/Hurricanes assist at MTL (2/6)... Played in his first NHL All-Star Game on Jan. 24 in Dallas, scoring a goal for the Eastern Conference... Tied with Atlanta's Marian Hossa for first place in the Shooting Accuracy contest at the 2007 Dodge Nitro/NHL SuperSkills competition, hitting all four targets in five shots... Played his 200th NHL game vs. FLA (12/23)... Notched his third career hat trick including the game-winning goal vs. DAL (11/18)... Scored Carolina's first goal of the 2006-07 season vs. BUF (10/4)... **2007-08:** Ranked tied for 11th in the NHL in goals (38), tied for 15th in game-winning goals (7), tied for 11th in power-play goals (14) and eighth in shots (310)... Ranked first on the team and tied for 15th in the NHL in scoring (82 points)... Was named the team's Most Valuable Player by the Carolina chapter of the Professional Hockey Writers Association... Was the only Hurricane to play in all 82 games... Led Carolina in goals (38), assists (44), power-play goals (14), power-play points (35), game-winning goals (7), shots (310), takeaways (56), face-offs taken (1,708) and total time on ice (1,774 mins)... Led the Hurricanes in multi-goal games (4), multi-assist games (10) and multi-point games (23)... Was 2-for-2 on penalty shots and 1-for-2 in the shootout... Captured a silver medal with Canada at the 2008 IIHF World Championship, held in Halifax and Quebec City, Canada... Had points in 11 of the final 15 games of the season (3/1-4/4: 8g,

16a)... Scored the Hurricanes' first goal, earned two assists and broke the Hurricanes record for shots in a game with 12 vs. ATL (3/28)... Played his 300th career NHL game at PIT (2/2)... Was named Most Valuable Player of the 2008 NHL All-Star Game, scoring a pair of goals and assisting on Marc Savard's game-winner as the Eastern Conference defeated the Western Conference 8-7 at Philips Arena in Atlanta (1/27)... Earned his fourth career hat trick with three third-period goals, including a power-play, penalty-shot goal against Garon vs. EDM (1/18)... Scored his 100th career NHL goal with a first-period tally vs. TB (11/23), making him the sixth-fastest player to reach 100 goals in franchise history (268 games)... Beat Huet for his first career penalty shot goal vs. MTL (10/26) on his second career penalty shot attempt... Netted Carolina's first goal of the 2007-08 season with a power-play tally vs. MTL (10/3)... **2008-09:** Finished the season ranked tied for fifth in the NHL in goals (40) and tied for seventh in the league in game-winning goals (8)... Was tied for eighth in the NHL in power-play goals (14) and was second in shots (372)... Was first on the team in goals (40), power-play goals (14), game-winning goals (8), shots (372) and plus/minus (+15) and second among Hurricanes in points (75) and assists (35-tied)... Was one of only two Hurricanes to play in all 82 games... Was selected by his teammates as Carolina's nominee for the King Clancy Trophy, honoring leadership and commitment to the community... Had 36 points (17g, 19a) in final 26 games (2/15-4/11)... The Hurricanes were 22-3-2 when he scored a goal... Reached the 40-goal mark for the second time in his career... Established a new franchise record with his fourth hat trick of the season, earning four points total (3g, 1a) vs. NYI (4/7)... Played his 400th career NHL game vs. NYI (3/20)... Established career highs and matched franchise records for goals and points in a game with four goals and two assists at TB (3/7)... His four-goal, two-assist performance at TB (3/7) marked the first time a player had scored four goals in a game for the franchise since Ron Francis did so on 2/12/84 vs. EDM, and the first time a player had notched six points since Francis had three goals and three assists on 10/8/89 at QUE... Represented the Eastern Conference in his third consecutive All-Star Game on Jan. 25, extending his All-Star goal streak to three games with a first-period tally... Played in his 300th consecutive regular-season game vs. BUF (1/17)... Earned his sixth-career hat trick with three third-period goals at ATL (12/26), matching the franchise record he already shared for goals in one period... Recorded his 300th career NHL point with his first of two goals at PHI (12/11)... Notched his fifth career hat trick with three goals, including the game-winner, vs. PHX (11/21)... Completed his second NHL playoff season with Carolina, skating in all 18 of the Hurricanes' postseason contests... Ranked first on the team and sixth in the NHL in playoff goals (10)... Ranked first on the team and tied for ninth in the NHL in playoff scoring (15 points)... Scored a pair of goals in Game 4 vs. BOS (5/8) to move past Ron Francis (39 points) for first in franchise history in playoff scoring... Netted the game-winning goal with 32 seconds remaining in Game 7 at NJ (4/28), the latest regulation game-winner in a Game 7 in NHL history... Matched his playoff career high with two goals and assisted on Whitney's goal in Game 6 vs. NJ (4/26)... **2009-10:** Led the Hurricanes in points (70), assists (41), power-play goals (13) and shots (277)... Was second on the team in goals (29)... Also led Carolina in multi-goal games (5) and multi-point games (17) and was tied for first in multi-assist games (10)... Ranked tied for 26th in the NHL in scoring (70 points), tied for sixth in power-play goals (13) and 13th in shots (277), despite missing 12 games... Had 65 points in his final 57 games after returning from injury (26g, 39a)... Was named the NHL's Second Star of the Week for the week ending 4/11, after notching nine points (5g, 4a) and a +4 rating in the final three games (4/6-4/10)... On hat giveaway night, netted his 10th career hat trick, passing Ron Francis for first in franchise history in that category, and earned a pair of assists vs. MTL (4/8)... Earned four points, including two goals and two assists, and was (+4) at TB (4/6)... With his assist at ATL (3/29), passed Jeff O'Neill (416) for fourth in franchise history in points... Had a career-long, 11-game point streak from 1/16-2/5 (10g, 7a)... Scored a power-play goal and added an assist vs. NYI (1/28) to reach 400 career points in his 450th career NHL game... Earned his ninth career hat trick in his first game as team captain, at ATL (1/21)... Was named the 13th captain in franchise history on Jan. 20... Earned five points in a single game for the second time in his NHL career with two goals and three assists at WSH (12/28)... Earned his first multi-point game of the season with two assists, including his 200th career NHL assist, vs. WSH (11/30)... Missed the game at FLA (11/4) with an upper-body injury, ending his consecutive games played streak at 349... The streak ranked second in franchise history, behind Dave Tippett's 419-game streak from March 3, 1984-Oct. 7, 1989... Including the playoffs, he had played in 392 consecutive games for Carolina... Left the game at BOS (10/3) after being struck by a puck, but returned after receiving more than 20 stitches and scored his first goal of the season... Missed 12 games due to injury/personal reasons.



FRANCHISE IMPACT

Highest draft pick: On June 22, 2003, matched Sylvain Turgeon (1983) and Chris Pronger (1993) as the highest draft pick taken in franchise history, second overall in the 2003 NHL Entry Draft.

Consistency: Is one of just eight NHL players to have 25-plus goals in each of the last six seasons, and the first player in franchise history to record six consecutive 25-goal seasons.

Durability: Including the playoffs, has missed just 14 games in his NHL career, playing in 98 percent of Carolina's games since the start of the 2003-04 season.

National exposure: Has been featured in major publications including *GQ*, *Sports Illustrated*, *ESPN The Magazine*, *The New York Times*, *FHM* and *USA Today* and was on the cover of the EA Sports video game *NHL 08*.

Consecutive All-Star appearances: Has appeared in four consecutive All-Star Games, becoming the first player in franchise history to do so. Served as captain of "Team Staal" at the 2011 NHL All-Star Game in Raleigh, and has scored at least one goal in each of his four All-Star Games.

Triple Gold Club: With his Olympic gold medal in 2010, became the 23rd player in history to enter the "Triple Gold Club" (Olympic gold, Stanley Cup, World Championship), and the first active Hurricane to win Olympic gold.

All-Star Game MVP: Was the first player in franchise history to earn All-Star Game Most Valuable Player honors after scoring a pair of goals and assisting on Marc Savard's game-winner, as the Eastern Conference defeated the Western Conference 8-7 at the 2008 All-Star Game at Philips Arena in Atlanta.

FRANCHISE RECORDS:

- * **Goals in a game:** 4 in a 9-3 victory at Tampa Bay on March 7, 2009, matching the record held by Ron Francis and Jordy Douglas
- * **Points in a game:** 6 in a 9-3 victory at Tampa Bay on March 7, 2009, matching the record held by Ron Francis and Paul Lawless
- * **Shots in a game:** 12 in a 7-1 win vs. Atlanta on March 28, 2008
- * **Hat tricks in a season:** 4, set during the 2008-09 season
- * **Consecutive 30-goal seasons:** 4, 2005-06 through 2008-09, matching Blaine Stoughton's record
- * **Consecutive 25-goal seasons:** 6, 2005-06 through 2010-11, breaking Kevin Dineen's record
- * **Goals in a period:** 3, a franchise mark he tied two more times during the 2008-09 season, most recently March 7, 2009
- * **Goals by a center (season):** 45 goals in 2005-06 broke record set by Mike Rogers (44) in 1979-80
- * **Fastest to 50 points in a season:** 35 games in 2005-06, tied Mike Rogers' mark set in 1980-81
- * **Fastest to 25 goals in a season:** 34 games in 2005-06, broke Blaine Stoughton's mark set in 1981-82 (35 games)
- * **Assists in a playoff game:** 4 in a 6-5 double-overtime loss to Montreal on April 24, 2006, tying John Anderson's record set on April 12, 1986
- * **Assists in a playoff season:** 19 in 2006, broke Ron Francis' record (10) set in 2002
- * **Points in a playoff season:** 28 in 2006, broke Ron Francis' record (16) set in 2002
- * **Shots in a playoff season:** 87 in 2006, broke Jeff O'Neill's record (72) set in 2002
- * **Point streak in a playoff season:** 15 games, established from April 24-May 28, 2006 (7g, 13a)
- * **Hat tricks, career:** 12, passed Ron Francis for first in franchise history with a hat trick on April 8, 2010, vs. Montreal
- * **Playoff points, career:** 43, passed Ron Francis for first in franchise history in playoff scoring during the 2009 playoffs
- * **Playoff goals, career:** 19, passed Rod Brind'Amour for first in franchise history in playoff goals during the 2009 playoffs



ANTHONY STEWART

13



Right Wing • Shoots Right

Acquired: 7/2/11, signed as a free agent

6'3" • 230 lbs.

2010-11 Team: Atlanta (NHL)

1/5/85 • LaSalle, Que.

Drafted: Florida 2003 (2-25-1)

HIGHLIGHTS

NHL FIRSTS:

Game: 10/18/05; 4-3 FLA L at NJ
Point: 10/18/05; 4-3 FLA L at NJ (assist)
Goal: 10/20/05; 3-2 FLA W vs. WSH (Kolzig)

NHL HIGHS:

Goals: 3 (10/15/10; 5-4 ATL SO W at ANA)
Assists: 2-3x (Last: 3/12/11; 5-4 ATL OT W at PHI)
Points: 3 (10/15/10; 5-4 ATL SO W at ANA)
Penalty Min: 16 (1/15/11; 6-1 ATL L at DAL)
Goal Streak: 2 games-2x (Last: 1/20/11-1/22/11: 2g)
Assist Streak: 4 games (12/16/10-12/21/10: 5a)
Point Streak: 4 games (12/16/10-12/21/10: 2g, 5a)

CAREER STATS

YEAR	TEAM	LEAGUE	REGULAR SEASON					PLAYOFFS				
			GP	G	A	TP	PIM	GP	G	A	TP	PIM
2001-02	Kingston	OHL	65	19	24	43	12	1	0	0	0	0
2002-03 (a)	Kingston	OHL	68	32	38	70	47	—	—	—	—	—
2003-04	Kingston	OHL	53	35	23	58	76	5	3	4	7	7
2004-05	Kingston	OHL	62	32	35	67	70	—	—	—	—	—
	San Antonio	AHL	10	1	2	3	14	—	—	—	—	—
2005-06	Florida	NHL	10	2	1	3	2	—	—	—	—	—
	Rochester	AHL	4	2	3	5	0	—	—	—	—	—
2006-07	Florida	NHL	10	0	1	1	2	—	—	—	—	—
	Rochester	AHL	62	13	14	27	64	6	2	0	2	2
2007-08	Florida	NHL	26	0	1	1	0	—	—	—	—	—
	Rochester	AHL	54	13	18	31	61	—	—	—	—	—
2008-09 (b)	Florida	NHL	59	2	5	7	34	—	—	—	—	—
2009-10	Chicago	AHL	77	12	19	31	67	13	9	3	12	6
2010-11 (c)	Atlanta	NHL	80	14	25	39	55	—	—	—	—	—
NHL Totals (5 Seasons)			185	18	33	51	93	—	—	—	—	—

(a) June 21, 2003—Selected by the Florida Panthers in the 2003 NHL Entry Draft. Second Panthers pick, 25th overall, first round.

(b) July 13, 2009—Signed by the Atlanta Thrashers as a free agent.

(c) July 2, 2011—Signed by the Carolina Hurricanes as a free agent.


VS. NHL

CLUB	GP	G	A	PTS	PIM
ANA	2	3	0	3	0
BOS	9	0	2	2	17
BUF	7	0	2	2	2
CGY	3	1	0	1	0
CAR	14	2	2	4	2
CHI	3	0	0	0	2
COL	3	1	0	1	0
CBJ	1	0	0	0	0
DAL	3	0	1	1	21
DET	3	1	0	1	0
EDM	2	0	0	0	0
FLA	6	0	0	0	2
LA	3	1	1	2	0
MIN	1	0	0	0	0
MTL	9	0	2	2	9
NSH	5	0	0	0	2
NJ	11	0	5	5	5
NYI	8	1	0	1	6
NYR	10	3	4	7	7
OTT	7	1	0	1	0
PHI	9	0	2	2	2
PHX	2	0	0	0	0
PIT	11	0	2	2	2
STL	4	0	1	1	2
SJ	1	1	0	1	0
TB	12	1	1	2	0
TOR	13	1	4	5	0
VAN	2	0	0	0	5
WSH	15	1	3	4	2
WPG	6	0	1	1	5

PERSONAL

Anthony and his fiancé, Chante', are expecting their first child in October... They spend their summers in Toronto, where his family moved shortly after he was born in Quebec... Anthony has five sisters and one brother, Chris, who plays for the St. Louis Blues... He is involved with Hockey is for Everyone... Anthony started playing hockey at age 5, and his first team was the West Hill Golden Hawks... He says his mother was the biggest influence on his career... His favorite player growing up was Mario Lemieux, and he also played basketball and was on the track and field team in high school... Anthony's favorite television show is Family Guy, favorite movie is Inception, favorite book is A Million Little Pieces and favorite magazine is Vibe... The most-played artist on his iPod is Drake... His first job was

building swimming pools with his father... Anthony is on Twitter with username @ehstew13 and his favorite website is mediatakeout.com... His most-common game day habit is a long nap... His biggest talent outside of hockey is beatboxing... His favorite sport to play other than hockey is basketball, and his favorite sport to watch is football... His favorite athlete is Fred Taylor, and favorite team is the Toronto Raptors... He chose the number 13 because "people say it's bad luck, I'm trying to make it good luck"... His most memorable hockey moment was scoring a hat trick against the Anaheim Ducks... His favorite former teammate is Tim Stapleton... His favorite road city is Dallas, favorite road arena is the Wells Fargo Center, and favorite team to play against is the New York Rangers.



2010-11 SEASON

Completed his fifth NHL season and first with Atlanta, establishing career highs in games played (80), goals (14), assists (25), points (39) and penalty minutes (55)... Was seventh among Thrashers in goals, tied for sixth in assists and eighth in points... Matched his career high with a pair of assists at PHI (3/12)... Scored his 14th goal of the season and earned an assist vs. NYR (2/11)... Found the net in consecutive games vs. TB (1/20) and vs. NYR (1/22)... Notched career-long four-game assist and point streaks from 12/16-12/21 (2g, 5a)... Scored the game-winning goal and had an assist at TOR (12/20), marking his third consecutive multi-point game... Tallied a pair of assists vs. NJ (12/18)... Scored a goal and added an assist vs. CAR (12/16)... Had points in three consecutive games from 11/28-12/2 (1g, 2a)... Scored the game-winning goal in overtime at COL (11/30)... Netted a power-play

goal vs. DET (11/24)... Earned assists in consecutive games vs. PIT (11/13) and at WSH (11/14)... Had a three-game assist streak from 10/23-10/29, including a two-assist game at NYR (10/27)... Found the net for the second consecutive night at SJ (10/16)... Earned his first career hat trick with three goals at ANA (10/15)... The goals marked his first points as a Thrasher and his first multi-point effort in the NHL since 11/6/08 as a member of the Florida Panthers... **Longest goal streak:** 2 games (10/15-10/16: 4g, 0a; 1/20-1/22: 2g, 0a)... **Longest assist streak:** 4 games (12/16-12/21: 2g, 5a)... **Longest point streak:** 4 games (12/16-12/21: 2g, 5a)... **Multi-goal games:** 1 (10/15 at ANA: 3g, 0a)... **Multi-assist games:** 3 (last: 3/12 at PHI: 0g, 2a)... **Multi-point games:** 8 (last: 3/12 at PHI: 0g, 2a).

CAREER

Is in his sixth NHL season and first with Carolina... Signed a two-year contract with the Hurricanes on July 2, 2011... Represented Canada at the World Junior Championship twice... Won a gold medal at the 2005 World Junior Championship in North Dakota, earning three goals and one assist (4 points) in six games... Was tied for the team lead in scoring at the 2004 World Junior Championship with 11 points, helping Canada win the silver medal... Won a gold medal with Canada at the 2003 U-18 World Junior Championship, and was named to the tournament's All-Star team after leading Canada with six goals... Also won a gold medal with Canada's U-18 team at the 2002 Eight Nations Cup in Slovakia, and a bronze medal with Team Ontario at the 2002 World U-17 Challenge in Stonewall, Manitoba... **2001-02:** Earned 43 points (19g, 24a) in 65 games during his rookie OHL campaign... Was 14th among OHL rookies and third among Kingston Frontenacs skaters in scoring... Voted Kingston's Rookie of the Year... **2002-03:** Registered an OHL career-high 70 points (32g, 38a) in 68 games... Led the Frontenacs in points and goals, and ranked third in assists... Was named Kingston's Scholastic Player of the Year... Played in the 2003 CHL Top Prospects Game in Kitchener, Ont... **2003-04:** Appeared in 53 games with Kingston, earning 58 points (35g, 23a) and serving as the Frontenacs' team captain... Was second on the team in goals and fourth in points... Voted to have the Hardest Shot in the OHL's Eastern Conference in the OHL's Coaches Poll... Played for Team OHL in the CHL's Canada-Russia Challenge... Was second among Kingston skaters with seven points (3g, 4a) in five OHL playoff games, as the Frontenacs fell to Barrie in the opening round... **2004-05:** Played his final season of junior hockey for Kingston, posting 67 points (32g, 35a) in 62 games with Kingston... Led the team in points, was tied for the team lead in goals and ranked third in assists... Served as an alternate captain for Team OHL at the CHL's Canada-Russia Challenge... Was the OHL's Player of the Week for the week ending 11/28 after notching six goals and nine points in three games... Completed his junior hockey career with 238 points (118g, 120a) in 248 career Ontario Hockey League games with Kingston... Made his professional debut after Kingston's season ended, joining San Antonio of the American Hockey League (AHL)... Earned three points (1g, 2a) in 10 games... **2005-06:** Earned three points (2g, 1a) in 10 games during his first NHL season with the Panthers... Added five points (2g, 3a) in four AHL

games with Rochester... Earned his first-career NHL recall on 10/18 and made his NHL debut that night at NJ, recording his first career point with an assist... Scored his first career NHL goal in his second game, vs. WSH (10/20)... Suffered a wrist injury vs. CAR (11/11)... Was placed on injured reserve on 11/12, and missed the majority of the season with the injury... **2006-07:** Spent the majority of the season in the AHL, recording one assist in 10 NHL games with the Panthers... Appeared in 62 AHL games with Rochester (AHL), totaling 27 points (13g, 14a)... Was recalled to the NHL four times during the season, making his season debut at TOR (12/19)... Earned his only NHL point of the season, an assist at WSH (1/20), during his third recall of the season... Played in six Calder Cup Playoff games for Rochester, scoring two goals as the Amerks fell to Hamilton in the opening round... **2007-08:** Split the season between the AHL and NHL, earning one assist in 26 NHL games with Florida during six separate NHL recalls... Totaled 31 points (13g, 18a) in 54 AHL games with Rochester... Recorded a season-high three points (2g, 1a) in his AHL season debut with the Americans vs. Syracuse (10/5)... Earned his first NHL recall of the season on 10/15 and made his season debut with Florida at MTL (10/16)... Appeared in five games during his first stint with Florida before returning to the AHL on 10/29... Had an AHL-season-high five-game point streak from 11/16-11/30 (3g, 6a)... Earned his only NHL point of the season during his fourth recall of the season, an assist vs. MTL (12/28)... **2008-09:** Established then-career-highs in games played (59), assists (5) and points (7), spending the entire season on the NHL level with the Florida Panthers... Collected his first point of the season with an assist at ATL (11/2)... Earned his only multiple-point game of the season with a goal and an assist at LA (11/6)... Netted his second goal of the year at CAR (2/12)... **2009-10:** Spent the entire season on the AHL level with the Chicago Wolves, posting 31 points (12g, 19a) in 77 regular-season games... Scored a goal and added an assist for his first multiple-point game of the season at Milwaukee (11/4)... Earned back-to-back multiple-point games (1g, 1a) from 2/12-2/13... Played in 13 Calder Cup Playoff games, recording 12 points (9g, 3a) as Chicago beat Milwaukee in seven games before falling to Texas in seven games... Led the Wolves in playoff goals and finished tied for second on the team in points... Tallied a career-high eight-game point streak from 4/26-5/11, amassing 10 points (7g, 3a) in that span.



BRANDON SUTTER 16



Center • Shoots Right

Acquired: 2007 NHL Entry Draft

6'3" • 183 lbs.

2010-11 Team: Carolina (NHL)

2/14/89 • Huntington, NY

Drafted: Carolina 2007 (1-11-1)

HIGHLIGHTS

NHL FIRSTS:

Game: 10/10/08; 6-4 W vs. FLA

Point: 10/10/08; 6-4 W vs. FLA (assist)

Goal: 10/23/08; 4-1 L at PIT (Fleury)

NHL HIGHS:

Goals: 2-2x (Last: 1/24/11; 6-4 W vs. TOR)

Assists: 2-3x (Last: 11/9/10; 7-1 W vs. EDM)

Points: 3 (2/11/10; 4-3 W vs. BUF)

Penalty Min: 7 (3/26/11; 4-2 L vs. TB)

Goal Streak: 3 games-2x (Last: 3/29/10-4/1/10: 3g)

Assist Streak: 3 games (2/22/11-2/26/11: 3a)

Point Streak: 6 games (2/11/10-3/7/10: 4g, 4a)

CAREER STATS

YEAR	TEAM	LEAGUE	REGULAR SEASON					PLAYOFFS				
			GP	G	A	TP	PIM	GP	G	A	TP	PIM
2003-04	Red Deer	AMBHL	35	25	34	59	28	11	5	4	9	—
2004-05	Red Deer	AMHL	34	4	16	20	28	—	—	—	—	—
	Red Deer	WHL	7	0	2	2	8	7	1	4	5	2
2005-06	Red Deer	WHL	68	22	24	46	36	—	—	—	—	—
2006-07 (a)	Red Deer	WHL	71	20	37	57	54	7	0	3	3	14
2007-08 (b)	Red Deer	WHL	59	26	23	49	38	—	—	—	—	—
	Albany	AHL	7	1	1	2	2	7	0	2	2	4
2008-09	Carolina	NHL	50	1	5	6	16	—	—	—	—	—
	Albany	AHL	22	4	8	12	6	—	—	—	—	—
2009-10	Carolina	NHL	72	21	19	40	2	—	—	—	—	—
	Albany	AHL	7	1	3	4	2	—	—	—	—	—
2010-11	Carolina	NHL	82	14	15	29	25	—	—	—	—	—
NHL Totals (3 Seasons)			204	36	39	75	43	—	—	—	—	—

(a) June 21, 2007—Selected by the Carolina Hurricanes in the 2007 NHL Entry Draft. First Hurricanes pick, 11th overall, first round.

(b) March 26, 2008—Signed by the Carolina Hurricanes to a three-year, entry-level contract.

VS. NHL

CLUB	GP	G	A	PTS	PIM
ANA	4	1	1	2	6
BOS	11	1	3	4	2
BUF	10	3	3	6	2
CGY	2	0	1	1	0
CAR	0	0	0	0	0
CHI	2	1	0	1	0
COL	2	1	0	1	2
CBJ	3	0	0	0	0
DAL	4	0	0	0	0
DET	3	0	1	1	0
EDM	2	0	3	3	2
FLA	16	0	3	3	7
LA	3	0	0	0	0
MIN	5	3	1	4	0
MTL	11	3	1	4	2
NSH	4	0	0	0	2
NJ	8	1	1	2	0
NYI	8	2	5	7	0
NYR	10	1	2	3	0
OTT	9	2	2	4	0
PHI	11	2	1	3	2
PHX	3	0	1	1	5
PIT	10	2	1	3	0
STL	3	1	0	1	0
SJ	3	1	0	1	0
TB	14	0	3	3	7
TOR	10	5	2	7	2
VAN	3	0	0	0	0
WSH	14	1	1	2	0
WPG	16	5	3	8	2

PERSONAL

Brandon is single and spends his summers in Sylvan Lake, Alberta... He was the ninth member of his family drafted into the NHL, joining his father Brent (1980, 17th overall, NY Islanders), uncles Brian (1976, 20th overall, St. Louis), Darryl (1979, 179th overall, Chicago), Duane (1979, 17th overall, NY Islanders), Rich (1982, 10th overall, Pittsburgh) and Ron (1982, 4th overall, Philadelphia) and cousins Shaun (1998, 102nd overall, Calgary) and Brett (2005, 179th overall, Calgary)... The Hurricanes acquired Brandon's cousin Brett in a trade with Calgary in November 2010, and selected another cousin, Brody, in the seventh round of the 2011 NHL Entry Draft... His father, Brent, was his head coach in junior hockey with Red Deer (WHL) and is now the head coach of the Calgary Flames... Brandon participates in the Sutter Fund Charity Golf Classic in Red Deer each summer, benefiting minor hockey and other children's causes in Alberta... Brandon started playing hockey

at age 5, and his first team was the Huskies in Downers Grove, IL... His favorite player growing up was Jarome Iginla and his father was the biggest influence on his career... His favorite TV show is The Office, favorite movie is Wedding Crashers and favorite video game is Call of Duty... His favorite website is YouTube.com... His first job was working on the family farm... His favorite foods are Alberta steak and perogies... He enjoys playing golf and watching football... The most-played artist on his iPod is Eric Church... His favorite places in the Triangle are Nina's and North Hills... The person he would most like to meet is Will Ferrell... His most memorable hockey moment was winning the 2008 World Junior Championship... His favorite former teammates are Ray Whitney and Luke Egner... His most-common game-day habit is taking a nap... He got the number 16 because it was assigned to him... His favorite road city is Montreal and favorite road arena is Bell Centre.



2010-11 SEASON

Completed his third NHL season with the Hurricanes... Established career highs in games played (82), penalty minutes (25) and plus/minus (+13)... Was first among Hurricanes forwards and tied for seventh among NHL forwards in blocked shots (73)... Ranked first among Hurricanes in plus/minus (+13)... The Hurricanes were 11-0-1 when he scored a goal... Scored his 14th goal of the season at ATL (4/8)... Skated in his 200th career NHL game at NYI (4/2)... Spurred with Eric Brewer and won 12 of 20 face-offs (60%) vs. TB (3/26)... Netted the game's only goal with a backhanded shot past Ryan Miller at BUF (3/15)... Scored his 12th goal of the season, won 18 of 25 face-offs (72%) and was (+2) vs. ATL (2/5)... Had his second multi-goal game of the season and was (+3) in 15:58 of ice time vs. TOR (1/24)... Netted his eighth goal of the season and was (+1) in 18:03 of ice time vs. NYR (1/20)... Assisted on Jokinen's first goal and was (+2) in 17:16 of ice time vs. CGY (1/11)... Assisted on Corvo's goal, registered three hits and was (+1) in 19:22 of

ice time vs. ANA (12/18)... Scored his seventh goal of the season and was (+1) at ATL (12/16)... Scored his sixth goal of the season and was (+1) at STL (12/11)... Netted the game-winning goal in overtime vs. COL (12/3)... Scored his fourth goal of the season and was (+4) at PIT (11/19)... Had his first multi-assist game of the season with a pair of helpers vs. EDM (11/9)... Netted his third goal of the season and was (+2) vs. NYI (11/3)... Earned his first career multi-goal game and was named first star against MIN (10/7) in the first game of the 2010 NHL Premiere in Helsinki... **Longest goal streak:** 2 games (1/24-1/26: 3g, 0a)... **Longest assist streak:** 3 games (2/22-2/26: 0g, 3a)... **Longest point streak:** 3 games (11/1-11/5: 1g, 2a; 2/22-2/26: 0g, 3a)... **Multi-goal games:** 2 (last: 1/24 vs. TOR: 2g, 0a)... **Multi-assist games:** 1 (11/9 vs. EDM: 0g, 2a)... **Multi-point games:** 3 (last: 1/24 vs. TOR: 2g, 0a).

CAREER

Is in his fourth NHL season with the Hurricanes... Was named an alternate captain for the Hurricanes on 9/30/10... Signed a three-year contract with the Hurricanes on 7/12/11... Was born in Huntington, NY, but his hometown is Red Deer, Alb... Has competed in a number of international competitions... Was a member of Team Pacific that won a silver medal at the 2006 Under-17 World Hockey Challenge... Was one of three underage players on the gold medal-winning Team Canada at the 2006 Junior World Cup... Had one goal and one assist in seven games for Canada at the 2007 Under-18 World Junior Championship in Finland... Also represented Team Canada in the 2007 Canada-Russia Super Series, as the two nations' top junior-aged players came together for a special international competition, and won a gold medal with Canada at the 2008 IIHF World Junior Championship... **2004-05:** Saw his first major junior hockey action, skating in seven games for Red Deer of the Western Hockey League (WHL)... Had two assists and eight penalty minutes in seven regular-season games, and notched five points (1g, 4a) during Red Deer's seven-game series with Medicine Hat... **2005-06:** Led all WHL 16-year-olds with 22 goals during his first full season of major junior hockey... Also led Red Deer in goals (22) and ranked third on the team in points (46) in 68 games played... Nominated for WHL Rookie of the Year... **2006-07:** Was tied for third among Red Deer skaters in points with 57 in 71 games played for the Rebels... Selected to play in the 2007 CHL Top Prospects Game in January 2007... **2007-08:** Served as an alternate captain for Red Deer for the second consecutive season... Led the Rebels in goals (26) and points (49), despite playing in just 59 of the Rebels' 72 regular-season games... Played for Team WHL in the CHL Canada/Russia Challenge... Completed his junior career with 154 career points (68g, 86a) in 205 games with Red Deer... Signed with the Hurricanes at the conclusion of his junior season on 3/26 and was assigned to Albany... Had one goal and one assist in seven regular-season games with the River Rats... Made his professional debut with Albany at Portland (3/30)... Earned his first point with an assist at Wilkes-Barre/Scranton (4/2)... Netted his first pro goal with a power-play game-winner at

Norfolk (4/4)... Earned two assists while playing in all seven of Albany's Calder Cup Playoff games against Philadelphia... **2008-09:** Completed his first full professional season and his first NHL season with Carolina... Skated in 50 NHL games, totaling one goal and five assists (6 points) with 16 penalty minutes... Finished the season in Albany, notching four goals and eight assists (12 points) in 22 AHL games... Skated against a team coached by his father, Brent, for the first time when Carolina defeated NJ (1/6)... Had his first NHL fight when he sparred with Noah Welch vs. FLA (12/18)... Registered his first NHL penalty minutes (delay of game) at ATL (11/14)... Earned the primary assist on LaRose's game-winning goal before leaving the game after suffering a concussion from a collision with Doug Weight at NYI (10/25)... Scored his first NHL goal, beating Marc-Andre Fleury at 13:07 of the first period at PIT (10/23)... Made his NHL debut on Opening Night and earned his first NHL/Hurricanes point with an assist on the game-winner vs. FLA (10/10)... Missed eight games due to a concussion... **2009-10:** Established career highs in goals (21), assists (19) and points (40)... Was the first NHL player to record 20-or-more goals and just two penalty minutes since Toronto's Sergei Berezin in 1999-00... Was tied for third on the team with a career-high 21 goals... Was third on the team in shots (168) and tied for fourth in power-play goals (5)... Had 15 points in his final 22 games... Took just one penalty all season, a hooking minor at FLA (12/18)... Reached the 20-goal mark for the first time in his NHL career with a score at MTL (3/31)... Netted Carolina's first goal and assisted on Jokinen's game-winner at ATL (3/29)... Scored his 17th goal of the season at ATL (3/7) to extend his point streak to a career-high six games... Had his first career three-point game with a goal and two assists vs. BUF (2/11)... Played in his 100th career NHL game vs. FLA (2/9)... Netted the first game-winning goal of his NHL career with his 10th goal of the season at WSH (12/28)... Earned his first career NHL multi-point game with a pair of assists and was (+2) vs. NYI (11/13)... Netted his first goal of the season and was (+1) at PHI (10/31)... Was recalled from Albany 10/24... Had four points (1g, 3a) in seven games for the River Rats prior to his recall.



JIRI TLUSTÝ 19



Forward • Shoots Left

Acquired: 12/3/09, Trade with TOR

6'0" • 209 lbs.

2010-11 Teams: Carolina (NHL)/Charlotte (AHL)

3/16/88 • Slany, Czech Republic

Drafted: Toronto 2006 (1-13-1)

HIGHLIGHTS

NHL FIRSTS:

Game: 10/25/07; 5-2 TOR W at PIT
Point: 10/25/07; 5-2 TOR W at PIT (goal)
Goal: 10/25/07; 5-2 TOR W at PIT (Fleury)

NHL HIGHS:

Goals: 2-2x (Last: 3/29/08; 4-2 TOR W vs. MTL)
Assists: 3 (1/15/09; 6-4 TOR W at CAR)
Points: 3-2x (Last: 1/15/09; 6-4 TOR W at CAR)
Penalty Min: 4-2x (Last: 2/5/11; 4-3 CAR OT W vs. ATL)
Goal Streak: 2 games-3x (Last: 12/4/10-12/10/10: 2g)
Assist Streak: 3 games (1/10/10-1/14/10: 3a)
Point Streak: 3 games (1/10/10-1/14/10: 0g, 3a)

CAREER STATS

YEAR	TEAM	LEAGUE	REGULAR SEASON					PLAYOFFS				
			GP	G	A	TP	PIM	GP	G	A	TP	PIM
2001-02	HC Kladno U17	Czech-U17	1	0	0	0	0	—	—	—	—	—
2002-03	HC Kladno U17	Czech-U17	48	28	17	45	22	10	5	4	9	12
2003-04	HC Kladno U17	Czech-U17	1	0	0	0	2	1	0	0	0	2
	HC Kladno Jr.	Czech-Jr.	51	10	3	13	12	1	0	0	0	0
2004-05	HC Kladno Jr.	Czech-Jr.	42	15	12	27	54	10	2	2	4	8
	HC Rabat Kladno	Czech	44	7	3	10	51	—	—	—	—	—
2006-07	Sault Ste. Marie	OHL	37	13	21	34	28	13	9	8	17	14
	Toronto Marlies	AHL	6	3	1	4	4	—	—	—	—	—
2007-08	Toronto	NHL	58	10	6	16	14	—	—	—	—	—
	Toronto Marlies	AHL	14	7	11	18	8	19	2	8	10	8
2008-09	Toronto	NHL	14	0	4	4	0	—	—	—	—	—
	Toronto Marlies	AHL	66	25	41	66	26	6	1	2	3	2
2009-10 (b)	Toronto	NHL	2	0	0	0	0	—	—	—	—	—
	Toronto Marlies	AHL	19	8	7	15	4	—	—	—	—	—
	Carolina	NHL	18	1	5	6	6	—	—	—	—	—
2010-11	Albany	AHL	20	6	9	15	10	5	0	1	1	0
	Carolina	NHL	57	6	6	12	14	—	—	—	—	—
	Charlotte	AHL	5	1	1	2	4	—	—	—	—	—
Hurricanes Totals (2 Seasons)			75	7	11	18	20	—	—	—	—	—
NHL Totals (4 seasons)			149	17	21	38	34	—	—	—	—	—

(a) June 23, 2006—Selected by the Toronto Maple Leafs in the 2006 NHL Entry Draft. First Leafs pick, 13th overall, first round.
 (b) Dec. 3, 2009—Acquired by the Carolina Hurricanes from the Toronto Maple Leafs for the rights to center Philippe Paradis.

PERSONAL

Jiri has a girlfriend named Alexandra and spends his summer in Kladno, Czech Republic, where he still enjoys helping out on the family farm... He has a dog named Chejla that stays in the Czech Republic year-round... Jiri started playing hockey at age 6 in Slany... He says the biggest influences on his career were his parents... His favorite player growing up was Jaromir Jagr, who is from his hometown... His favorite television show is 48 Hours and his favorite movie is The Hangover... He says he listens to every type of music and his favorite book is the biography of Ivan Hlinka... His biggest game-day habit is a nap and he enjoys Italian and Czech food as well as steak... His favorite restaurant in the Triangle is

Sullivan's and his favorite video game is Call of Duty... Jiri enjoys playing tennis and soccer... His favorite athlete outside of hockey is Usain Bolt and his favorite teams are soccer clubs Barcelona, Liverpool and Real Madrid... The people he would most like to meet are Gordie Howe and Wayne Gretzky... His most-memorable hockey moment was his first NHL game... His favorite former teammates are Mats Sundin and Bates Battaglia... He enjoys playing in the NHL because it is "the best league in the world" and because of the travel in North America... His favorite road cities are Toronto and Phoenix, favorite road arena is Bell Centre and favorite teams to play against are Pittsburgh and Montreal.

VS. NHL

CLUB	GP	G	A	PTS	PIM
ANA	1	0	0	0	0
BOS	11	1	0	1	2
BUF	12	2	0	2	4
CGY	2	0	0	0	2
CAR	4	1	3	4	0
CHI	2	0	1	1	0
COL	2	0	0	0	2
CBJ	2	0	0	0	0
DAL	3	1	0	1	0
DET	4	0	1	1	0
EDM	2	0	1	1	0
FLA	7	0	1	1	0
LA	1	0	0	0	0
MIN	0	0	0	0	0
MTL	11	2	3	5	6
NSH	4	1	0	1	0
NJ	7	0	3	3	0
NYI	8	1	1	2	2
NYR	8	0	1	1	0
OTT	10	3	1	4	0
PHI	9	0	0	0	4
PHX	0	0	0	0	0
PIT	6	2	1	3	0
STL	3	0	0	0	0
SJ	1	0	0	0	2
TB	7	0	0	0	0
TOR	4	0	1	1	0
VAN	0	0	0	0	0
WSH	9	1	1	2	2
WPG	9	2	2	4	8



2010-11 SEASON

Completed his fourth NHL season and second with the Hurricanes... Matched his career highs for assists (6) and penalty minutes (14), skating in 57 games for Carolina... Also played five games on the American Hockey League (AHL) level for Charlotte during a conditioning stint... Scored his sixth goal of the season and was (+1) vs. BUF (3/3)... Netted his fifth goal of the season and was (+1) at ATL (2/13)... Scored a goal and earned an assist vs. ATL (2/5) for his first multi-point game of the season... Assisted on Sutter's goal and was (+1) in 11:15 of ice time at NYI (1/26)... Was (+3) in 11:29 of ice time vs. TOR (1/24)... Assisted on Samsonov's goal and was (+2) at PIT (1/22)... Returned to action for the first time since 12/16 and was (even) in 9:32 of ice time vs. NYR (1/20)... Activated from injured reserve on 1/17... Placed on injured reserve on 1/7 (upper-body),

retroactive to 12/16... Left the game at ATL (12/16) with an upper-body injury after a hit by Ben Eager... Notched his second goal in as many games at DAL (12/10)... Netted his second goal of the year at NSH (12/4)... Assisted on Dwyer's goal and was (+1) vs. EDM (11/9)... Scored his first goal of the season and was (+2) vs. NYI (11/3)... Made his NHL season debut at NYR (10/29)... Was recalled from Charlotte on 10/26 after totaling two points (1g, 1a) during a five-game, 14-day AHL conditioning stint... Was assigned to Charlotte (AHL) for a conditioning stint on 10/12... Missed 14 games due to injury (upper-body: 12/18-1/15)... Was a healthy extra for six games (10/7-10/8, 10/27, 11/19, 1/17-1/18)... **Longest goal streak:** 2 games (12/4-12/10: 2g, 0a)... **Longest point streak:** 2 games (12/4-12/10: 2g, 0a; 2/13-2/16: 1g, 1a)... **Multi-point games:** 1 (1/5 vs. ATL: 1g, 1a).

CAREER

Is in his fifth NHL season and third with Carolina... Acquired by the Hurricanes from Toronto 12/3/09 in exchange for the rights to center Philippe Paradis... Signed a one-year contract with Carolina on 7/1/11... Has represented the Czech Republic in three major international tournaments... Played seven games for the Czech Republic at the 2005 IIHF World U-18 Championship, totaling three goals and two penalty minutes... Played four games for the Czech Republic at 2006 World Junior Championship (U-20)... Helped the Czech Republic earn bronze at the 2006 U-18 World Championship, ranking eighth in the tournament in scoring with seven points (4g, 3a) in seven games... Named to the 2006 U-18 tournament All-Star team... **2003-04:** Played 51 games for Kladno Jr. of Czech Republic U-20 Extraleague collecting 13 points (10 goals, 3 assists) with 12 penalty minutes... **2004-05:** Played 42 games for Kladno Jr. of Czech Republic U-20 Extraleague, totaling 15 goals and 12 assists (27 points) with 54 penalty minutes... **2005-06:** Played 44 games for Kladno of Czech Republic Extraleague earning seven goals and three assists (10 points) with 51 penalty minutes... Also played six games for Kladno Jr. of Czech Republic U-20 Extraleague... **2006-07:** Completed his first season in North America, splitting the year between Sault Ste. Marie (Ontario Hockey League) and Toronto (American Hockey League)... Played six games for the Toronto Marlies (AHL), earning four points (3g, 1a) with four penalty minutes... Played 37 games for Sault Ste. Marie (OHL), totaling 13 goals and 21 assists (34 points) and 28 penalty minutes... Ranked seventh among Greyhounds skaters in points... Played 13 playoff games for Sault Ste. Marie, netting nine goals and earning eight assists (17 points) with 14 penalty minutes... Ranked tied for first among Greyhounds in playoff goals, and second in points... **2007-08:** Completed his first NHL season, appearing in 58 games for the Toronto Maple Leafs... Totaled 10 goals and six assists (16 points) with 14 penalty minutes in his rookie season... Also played 14 games for the Toronto Marlies (AHL), collecting 18 points (7 goals, 11 assists) with eight penalty minutes... Earned his first NHL recall on 10/24... Made his NHL debut at PIT (10/25), scoring a pair of goals including the game-winning goal... Became the first Maple Leafs player to score two goals in his first NHL game since Nikolai

Borchevsky (10/6/92 vs. Washington)... Earned his first NHL assist at NJ (11/2)... Missed five games due to a shoulder injury from 11/24-12/4... Scored goals in back-to-back games at CAR (1/31) and vs. OTT (2/2)... Collected a career-high (tie) three points (2g, 1a), including the game-winning goal, vs. MTL (3/29)... Named AHL Player of the Week for the period ending 4/13, totaling four goals and six assists (10 points) and earning a plus-10 rating in four games... Played 19 playoff games for the Marlies, notching two goals and eight assists (10 points) with 8 penalty minutes... Ranked fourth among Toronto skaters in playoff assists and fifth in points... **2008-09:** Split the season between the NHL and AHL, earning four assists in 14 games for the Maple Leafs on the NHL level... Played 66 games for the Toronto Marlies (AHL), notching 25 goals and 41 assists (66 points) with 26 penalty minutes... Registered a career-high three assists and a (+3) rating at CAR (1/15)... Named CCM/AHL Player of the Month for February, totaling 12 goals and 11 assists (23 points) and earning a (+11) rating... Set Toronto Marlies franchise record with five goals in a single game vs. Syracuse (2/18)... Set Toronto Marlies franchise record with six points (2g, 4a) in a single game vs. Providence (3/4)... Played six playoff games for the Toronto Marlies, scoring one goal and earning two assists (3 points)... **2009-10:** Skated in 18 NHL games with the Hurricanes and two with the Maple Leafs, totaling one goal and five assists (6 points)... Notched 30 points (14g, 16a) in 39 AHL games with Toronto and Albany... Recalled by the Maple Leafs and made his NHL season debut at BUF (10/30)... Acquired by Carolina from Toronto 12/3 in exchange for the rights to center Philippe Paradis... Made his Albany (AHL) debut on 12/6 in the River Rats' 4-1 win against Wilkes-Barre/Scranton... Recalled to Carolina for the first time on 12/11, and made his Hurricanes debut, scoring a goal that night at WSH... Earned the primary helper on the goal by Tom Kostopoulos at NYR (1/2) for his first assist with Carolina... Had a three-game assist streak for Carolina from 1/10-1/14 (0g, 3a)... Had a five-game AHL point streak from 2/5-2/15 (5g, 2a)... Missed 15 AHL games from 2/20-3/20 with a lower-body injury... Skated in five Calder Cup Playoff games for Albany, earning his only point of the postseason with an assist at Wilkes-Barre/Scranton (4/19).



CAM WARD 30



Goaltender • Catches Left

Acquired: 2002 NHL Entry Draft

6'1" • 185 lbs.

2010-11 Team: Carolina

2/29/84 • Saskatoon, Sask.

Drafted: Carolina 2002 (1-25-1)

HIGHLIGHTS

NHL FIRSTS:

Game: 10/5/05; 5-2 L at TB

Win: 10/7/05; 3-2 SO W vs. PIT

Shutout: 11/9/06; 5-0 W vs. WSH

NHL SHOOTOUTS AND PENALTY SHOTS:

Shootout Stats: 10-18 (32 goals on 85 attempts)

Career Penalty Shots: 11 (4 goals on 11 attempts)

NHL HIGHS:

Saves: 57 (10/25/08; 4-3 W at NYI)

Shots Faced: 60 (10/25/08; 4-3 W at NYI)

Win Streak: 9 (3/18/09-4/7/09)

Streak w/out Regulation Loss: 10 (3/14/09-4/7/09; 9-0-1)

Shutout sequence: 131:56 (10/28/08-11/1/08)

CAREER STATS

YEAR	TEAM	LEAGUE	REGULAR SEASON						PLAYOFFS					
			GP	MIN	GA	SO	GAA	W-L-OT	GP	MIN	GA	SO	GAA	W-L
2000-01	Red Deer	WHL	1	60	0	1	0.00	1-0-0	—	—	—	—	—	—
	Sherwood Park	AMHL	25	1449	70	0	2.90	14-6-3	—	—	—	—	—	—
2001-02 (a)	Red Deer	WHL	46	2694	102	1	2.27	30-11-4	23	1502	53	2	2.12	14-9
2002-03	Red Deer	WHL	57	3368	118	5	2.10	40-13-3	23	1407	49	3	2.09	14-9
2003-04 (b)	Red Deer	WHL	56	3338	114	4	2.05	31-16-8	19	1200	37	3	1.85	10-9
2004-05	Lowell	AHL	50	2829	94	6	1.99	27-17-3	11	664	28	2	2.53	5-6
2005-06	Carolina	NHL	28	1484	91	0	3.68	14-8-2	23	1320	47	2	2.14	15-8
	Lowell	AHL	2	118	5	0	2.54	0-2-0	—	—	—	—	—	—
2006-07	Carolina	NHL	60	3422	167	2	2.93	30-21-6	—	—	—	—	—	—
2007-08	Carolina	NHL	69	3930	180	4	2.75	37-25-5	—	—	—	—	—	—
2008-09	Carolina	NHL	68	3928	160	6	2.44	39-23-5	18	1101	49	2	2.67	8-10
2009-10	Carolina	NHL	47	2651	119	0	2.69	18-23-5	—	—	—	—	—	—
2010-11	Carolina	NHL	74	4318	184	4	2.56	37-26-10	—	—	—	—	—	—
Hurricanes/NHL Totals (6 Seasons)			346	19,733	901	16	2.74	175-126-33	41	2421	96	4	2.38	23-18

(a) June 22, 2002—Selected by the Carolina Hurricanes in 2002 NHL Entry Draft. First Hurricanes choice, 25th overall, first round.

(b) May 13, 2004—Signed a three-year contract with the Carolina Hurricanes.

VS. NHL

CLUB	GP	MIN	W-L-OT	GA	SO	GAA
ANA	3	140	2-0-0	5	0	2.14
BOS	20	1084	8-10-2	51	2	2.82
BUF	14	772	6-6-2	37	2	2.88
CGY	4	244	2-2-0	13	0	3.20
CAR	0	0	0-0-0	0	0	0.00
CHI	3	184	2-0-1	4	1	1.30
COL	5	299	3-2-0	14	0	2.81
CBJ	4	165	0-3-0	9	0	3.27
DAL	5	303	2-2-1	15	0	2.97
DET	4	239	1-3-0	10	1	2.51
EDM	5	296	2-3-0	12	0	2.43
FLA	23	1238	12-7-1	64	0	3.10
LA	2	123	1-0-1	5	0	2.44
MIN	5	257	3-0-1	12	0	2.80
MTL	20	1089	12-6-2	49	0	2.70
NSH	5	303	0-4-1	15	0	2.97
NJ	17	999	6-9-2	46	0	2.76
NYI	18	1061	14-2-1	39	1	2.21
NYR	20	1180	9-7-3	41	2	2.08
OTT	15	817	8-6-0	37	1	2.72
PHI	14	800	4-8-2	42	0	3.15
PHX	5	271	3-2-0	15	0	3.32
PIT	17	1034	10-5-2	41	0	2.38
SJ	3	180	2-1-0	11	0	3.67
STL	5	305	4-1-0	8	1	1.57
TB	30	1721	16-11-2	84	0	2.93
TOR	18	1012	9-8-1	53	1	3.14
VAN	4	242	1-2-1	14	0	3.47
WSH	27	1538	14-8-4	65	3	2.54
WPG	31	1838	19-8-3	90	1	2.94

PERSONAL

Cam and his wife, Cody, were married on 7/22/06 and welcomed their first child, a son named Nolan, on 11/24/10... They have a dog named Rex... They spend their offseason in Raleigh and at their lake house in the Blue Ridge Mountains of South Carolina... He is involved with Special Olympics in Alberta and in North Carolina... He started his own program, called "Cam's Champs," with Special Olympics North Carolina through which he hosts Special Olympics athletes at home games... He's also involved with the Garth Brooks Teammates For Kids Foundation... Cam's first team was the Saskatoon Flyers, and the player he emulated growing up was Martin Brodeur... His favorite vacation spot is Santorini, Greece, and the most-played artist on his iPod is Linkin Park... His most prized possessions are his family and his Stanley Cup ring... His favorite television show is The Challenge, his favorite movie

is Gladiator, his favorite food is sushi and his favorite video game is Rock Band... Cam enjoys boating in the offseason... His favorite teams outside of hockey are the New Orleans Saints, the New York Yankees and the Saskatchewan Roughriders... His favorite athlete outside of hockey is Bubba Watson... The person from history he would most like to meet is Jesus Christ, and the current celebrity he would most like to meet is Will Ferrell... His favorite former teammate is Andrew Ladd... His favorite holiday is Christmas, his favorite hockey team growing up was Edmonton and his favorite magazine is ESPN The Magazine... Cam has worn number 30 since junior hockey and his most memorable win was Game 7 of the 2006 Stanley Cup Final... His favorite place to visit in the Triangle is "an" in Cary... His favorite road city is Vancouver, and his favorite road arena is the Bell Centre in Montreal.



2010-11 SEASON

Completed his sixth NHL season with the Hurricanes... Ranked first in the NHL in saves (2,191), games played (74) and minutes (4,318); tied for third in wins (37) and was ninth in save percentage (.923)... Established a new franchise record for saves in a season, previously held by Sean Burke (1,844 in 1995-96)... Marked just the sixth time since the 2005-06 season, and the ninth time since the start of the 1997-98 season, that an NHL goaltender stopped 2,000 shots in a season... Was selected by the Carolina chapter of the Professional Hockey Writers Association as the team's Most Valuable Player... Was chosen by his teammates as Carolina's nominee for the King Clancy Trophy... The Hurricanes were 9-1-1 when he stopped 40 or more shots... Lost just 19 of his last 58 outings in regulation (29-19-10)... Made 18 saves on 19 shots to earn his fifth consecutive road win with a 6-1 victory at ATL (4/8)... Earned his fourth shutout of the season with 42 saves vs. DET (4/6)... Eclipsed 2,000 saves for the season during a 3-2 shootout win at WSH (3/29)... Earned his third shutout of the season with 40 saves in a 1-0 win at BUF (3/15)... Served as backup at CHI (3/4), ending his streak of 24 consecutive games played... Made 41 stops and was named second star in a 2-1 win vs. FLA (3/1)... Made 41 saves in a 3-2 victory at ATL (2/13)... Started the 2011 NHL All-Star Game for Team Staal, stopping 10 of 14 shots in the first period (1/30)... Was selected by teammate Eric Staal as the first pick in the 2011 All-Star Fantasy Draft

(1/28)... Stopped 23 of 25 shots in a 4-2 victory at NYI (1/26), passing Arturs Irbe (17,815) for first in franchise history in minutes played by a goaltender... Passed Arturs Irbe (309) for first in franchise history in games played on 11/17 at BOS... Named first star for the second consecutive night, stopping all 37 Senators shots in a 4-0 shutout win at OTT (12/29)... Named first star of the game with 34 saves at TOR (12/28)... Played his 300th NHL game, stopping 26 of 29 shots vs. MTL (12/23)... With wins at ATL (12/16) and vs. ANA (12/18), became the first Hurricanes goalie to have more than 40 saves in consecutive wins since Sean Burke on Jan. 20-Jan. 22, 1997... Stopped 43 of 45 shots in a 4-2 victory vs. ANA (12/18)... Made 45 saves in regulation and overtime and stopped two of three shootout attempts to earn the win at ATL (12/16)... Stopped 38 of 39 shots in regulation and overtime and all three shots in the shootout in a 2-1 win at STL (12/11)... Recorded his first shutout since April 7, 2009, with 37 saves at BOS (11/26)... Stopped 40 shots in a 4-3 win at NYR (10/29)... Stopped 41 shots in a 5-2 victory at SJ (10/19)... Made 41 saves in regulation and overtime, did not allow a goal in the shootout and was named first star vs. MIN (10/8)... Stopped 26 of 29 shots to earn the win against MIN (10/7) in the first game of the 2010 NHL Premiere in Helsinki... Served as backup and did not play for eight games (10/20, 11/1, 11/19, 11/24, 12/20, 1/7-1/9, 3/4).

CAREER

Is in his seventh NHL season with Carolina... Signed a six-year contract extension with the Hurricanes on Sept. 30, 2009, which began with the 2010-11 season and goes through the 2015-16 season... Represented Canada at the 2007 IIHF World Championship in Russia, leading his country to the gold medal, and the 2008 IIHF World Championship in Canada, earning silver... Was Carolina's first-round pick (25th overall) in the 2002 NHL Entry Draft... **2001-02:** Posted the top goals-against average in the Western Hockey League (WHL) at 2.27 and won the Del Wilson Trophy as the WHL's top goaltender... Was 30-11-4 with one shutout and a .911 save percentage during his rookie season of junior hockey for Red Deer... Was named Red Deer's rookie of the year and selected to the WHL's Eastern Conference First All-Star Team after leading the Rebels to the top record in the WHL during the regular-season... Was 14-9 with a 2.12 goals-against average and a .911 save percentage during Red Deer's run to the WHL Finals... **2002-03:** Was second in the WHL in goals-against average during the regular season at 2.10... Led the league in wins (40), as Red Deer captured the Central Division title for the second consecutive year... Named goaltender of the year by the Western Major Junior Hockey Writers Association... Was 14-9 with a 2.09 goals-against average in the postseason as Red Deer advanced to the WHL Finals... **2003-04:** Was third in the WHL in goals-against average (2.05)... Had a record of 31-16-8, a save percentage of .921 and four shutouts for Red Deer... Was 10-9 with a goals-against average of 1.85 and three shutouts in 19 playoff games, leading the Rebels to the WHL Semifinals... Awarded the Four Broncos Memorial Trophy as the WHL Player of the Year as well as the Del Wilson Trophy as the WHL Goaltender of the Year... Received the Vaughn Goaltender of the Year award as the top netminder in the entire Canadian Hockey League (CHL)... Was a runner-up to Sidney Crosby for the

CHL's player of the year award... Also a runner-up for the Doug Wickenheiser Memorial Trophy, the WHL's humanitarian award... Earned Rebels' team awards including the Red Deer Bottling MVP award, McDonald's player of the year endowment and the Traptow Photography community relations award... **2004-05:** Posted a 27-17-3 record in 50 games with Carolina's American Hockey League affiliate, Lowell... Set Lock Monsters single-season records for wins (27), shutouts (6), GAA (1.99) and save percentage (.937)... Named to the AHL All-Rookie Team... Finished the season with a .937 save percentage to lead all AHL netminders... Recorded a 1.99 goals-against average, ranking fourth in the AHL and second among AHL goaltenders playing in 50 or more games... Started all 11 of Lowell's playoff games... Holds the Lock Monsters career records for playoff wins (5), shutouts (2) and goals-against average (2.53)... Posted a 1.33 goals-against average and stopped 98 of 102 shots in Games 4, 5 and 6 to help the Lock Monsters to their 4-2 playoff series win against Hartford... **2005-06:** Completed his first NHL season, going 14-8-2 with a 3.68 goals-against average in 28 games with Carolina... In a two-game conditioning stint with Lowell (AHL), he posted a 2.54 goals-against average and a .915 save percentage... Earned his first NHL assist on Staal's power-play goal at PHX (12/3)... Started the game at WSH (10/22) and stopped one shot in 3:48 of play before leaving the game with an arm injury... Martin Gerber completed the game, marking the first time in franchise history that two netminders have combined for a shutout... Stopped 26 of 28 shots to earn his first regulation win vs. WSH (10/12)... Made his first NHL start and earned his first NHL win with a shootout victory vs. PIT (10/7)... Stopped 28 of 30 shots during game play before thwarting Mario Lemieux, Zigmund Palffy and Sidney Crosby on consecutive penalty shots to earn the win... It was the first shootout in franchise

CAREER CONTINUED

history... Made his NHL debut in relief of Martin Gerber and stopped 10 of 11 shots in the game's final 20:00 at TB (10/5)... Served as backup and did not play for 48 games... Completed his first NHL playoff season, becoming the fourth rookie goaltender to capture the Conn Smythe Trophy as playoff Most Valuable Player (Ken Dryden, Patrick Roy, Ron Hextall)... Played in 23 of Carolina's 25 games en route to his first Stanley Cup... Ranked first in the league in wins (15), second in goals-against average (2.14), second in shutouts (2) and sixth in save percentage (.920)... Set the Hurricanes single-season franchise playoff records for wins (15), saves (537), minutes (1320), and shutouts (2 - tied with Kevin Weekes)... Made 22 saves and was named first star in Game 7 vs. EDM (6/19)... Stopped all 25 shots he faced to earn his second career playoff shutout in Game 2 vs. EDM (6/7)... Made 28 saves in Game 3 at NJ (5/10), tying Tiny Thompson (Boston: 1929-30) for the NHL record by winning his first seven NHL playoff starts... Earned his first career NHL shutout by stopping all 21 Devils shots in Game 1 vs. NJ (5/6)... Stopped 27 of 28 shots to earn his first career playoff victory in Game 3 at MTL (4/26)... Made his NHL playoff debut, stopping 20 of 23 shots in 67:32 of playing time after replacing Gerber at the 14:46 mark of the first period of Game 2 vs. MTL (4/24)... **2006-07:** Ranked tied for 15th in the NHL in wins (30) and tied for 13th in games played (60)... Represented Canada at the IIHF World Championship in Russia, going 5-0 with a 2.20 goals-against average and a .915 save percentage as he led Canada to the gold medal... Stopped 12 of 13 shots before leaving the game at NYR (3/11) with a laceration on his leg caused by a skate blade... Made a then-career-high 42 saves in a 5-3 win at MTL (2/17)... Stopped 25 shots to win his fifth consecutive game vs. ANA (12/29)... Made 20 saves to earn his first career regular-season shutout vs. WSH (11/9)... Earned his first win of the season at ATL (10/13)... Games missed due to injury: 3 (laceration on leg: 3/13-3/17)... **2007-08:** Ranked tied for fourth in the NHL in wins (37) and tied for ninth in shutouts (4)... Established career bests in games played (69), minutes (3930), wins (37), shutouts (4), goals-against average (2.75) and save percentage (.904)... Was voted by his teammates as the Hurricanes' nominee for the King Clancy Memorial Trophy, which goes "to the player who best exemplifies leadership qualities on and off the ice and has made a noteworthy contribution in his community"... Represented Canada at the 2008 IIHF World Championship, held in Halifax and Quebec City, Canada... Started a then-career-high 20 consecutive games to conclude the season, going 13-5-2 during that span... Had a record of 1-3 (6 goals on 11 attempts) in the shootout... Matched his then-career-high with 42 saves on 44 shots in 3-2 shootout loss vs. WSH (3/25)... Earned his fourth shutout of the season with 25 saves at CHI (3/12)... Reached the 30-win mark for the second consecutive season by making 26 saves vs. MIN (3/6)... Made 28 saves at NYR (12/3) to earn his fourth career shutout with a 4-0 victory, marking his first regular-season shutout against a team other than Washington... Played in his 100th career NHL game vs. TB (11/8)... Stopped 35 shots vs. WSH (11/5) to earn his third career regular-season shutout... Was named the NHL's First Star of the Week for the week of Oct. 8-14 after going 3-0-0 with a 1.67 goals-against average and .939 save percentage in three road games at Toronto, Ottawa and Montreal... Earned his first win of the season, stopping 33 of 34 shots faced to earn first-star honors vs. PIT (10/5)... **2008-09:** Was third in the NHL in wins (39) and tied for sixth in shutouts (6)... Was 12th in the NHL in goals-against average (2.44) and 14th in save percentage (.916)... Established a new franchise record for goaltender victories in a season (39) and matched the franchise record for shutouts in a season (6)... Also set a

franchise record for consecutive victories (9)... Set career-bests in wins (39), shutouts (6), goals-against average (2.44) and save percentage (.916)... Started a career-high 28 consecutive games before sitting out the final game of the season at NJ (4/11)... Was 19-7-2 with a 2.30 goals-against average and three shutouts in that 28-game stretch... Had a franchise-record nine-game winning streak from 3/18-4/7... Stopped all 12 shots vs. NYI (4/7) to break the franchise record for goaltender wins in a season and match the team record for shutouts in a season with his 39th win and sixth shutout of the year... Won his franchise-record eighth consecutive game by making 33 saves vs. PIT (4/4), as Carolina clinched a playoff berth with a 3-2 overtime win... Was named the NHL's First Star of the Month for March, posting a 10-1-2 record with a 1.98 goals-against average and .938 save percentage while playing each of Carolina's 13 games... Was just the third player in franchise history to be recognized with Player of the Month honors... Was named the NHL's Third Star of the Week on 3/30, earning 3-0-0 record with a 1.33 goals-against average and a .935 save percentage in the teams' wins at FLA, vs. OTT and at NJ... Was named the NHL's First Star of the Week on 3/23, after going 3-0-0 with a 2.33 goals-against average and a .935 save percentage in the Hurricanes' three wins against NJ, NYI and WSH... Played his 200th NHL/Hurricanes game vs. CBJ (2/14)... Made 27 saves to earn his 100th career victory with a 3-2 win vs. TB (1/29)... Was named the NHL's second star for the week ending Jan. 25 after stopping 67 of 68 shots in posting road victories on consecutive nights at TOR (1/19) and at PIT (1/20)... Was named the NHL's Third Star of the Week for 12/29-1/4 after going 3-0-0 with a 1.33 goals-against average and .944 save percentage in games against ATL, STL and TB... Surpassed the 10,000-minutes played mark in a 3-2 victory vs. MTL (12/16)... Set a new personal best with a 131:56 shutout sequence from the first period in MTL (10/28) to the second period vs. EDM (11/1)... Established a new franchise record by stopping 57 shots, including a penalty shot by Doug Weight with 0.7 seconds remaining, in a 4-3 victory at NYI (10/25)... Completed his second NHL playoff season, playing all 18 games for the Hurricanes... Ranked tied for third in the league in wins (8), eighth in goals-against average (2.67) and sixth in save percentage (.915)... Stopped 34 of 36 shots in a 3-2 overtime victory in Game 7 at BOS (5/14) to improve to 4-0 all-time in NHL Game 7's, becoming just the second goaltender in NHL history to win his first four career Game 7's (Ed Belfour)... Held Boston scoreless on 36 shots to earn his fourth career playoff shutout in Game 2 at BOS (5/3)... Made 28 saves to earn his third career playoff shutout in a 4-0 win in Game 6 vs. NJ (4/26)... **2009-10:** Was 18-23-5 with a 2.69 goals-against average in 47 games... Set a career high and ranked tied for second among NHL goaltenders with three assists... Missed 29 games due to injury (leg: 11/11-12/7; back: 2/5-3/25)... Was 4-2 with a 2.36 goals-against average (13 ga, 334 min) and .931 save percentage (176 svs, 189 shots) in the season's final six games after missing 18 games with a back injury from 2/5-3/25... Posted a 2.23 goals-against average (40 ga, 1076 min.) and a .932 save percentage (546 svs, 586 sa) in 18 games, Dec. 26-Feb. 3... Made a season-high 39 saves on 41 shots vs. CHI (1/30)... Made 27 saves vs. BOS (1/24) to earn his 131st career win, making him the franchise's all-time wins leader... Stopped 32 of 34 shots and was named second star in a 5-2 win at ATL (1/21), pulling even with Arturs Irbe (130) for first in franchise history in victories... Was placed on the long-term injured list and missed 13 consecutive games after suffering a laceration of the left upper leg from the skate of Blue Jackets forward Rick Nash CBJ (11/7).

FRANCHISE CAREER GOALTENDING RANKS

Games Played

1. Cam Ward	346
2. Arturs Irbe	309
3. Sean Burke	281
4. Mike Liut	252
5. Peter Sidorkiewicz	178
6. Kevin Weekes	119
7. Steve Weeks	94
8. Kay Whitmore	75
9. Trevor Kidd	72
10. Martin Gerber	60

Minutes

1. Cam Ward	19,733
2. Arturs Irbe	17,815
3. Sean Burke	15,893
4. Mike Liut	14,705
5. Peter Sidorkiewicz	10,346
6. Kevin Weekes	6,852
7. Steve Weeks	5,286
8. Trevor Kidd	4,043
9. Kay Whitmore	4,039
10. Martin Gerber	3,493

Wins

1. Cam Ward	175
2. Arturs Irbe	130
3. Mike Liut	115
4. Sean Burke	107
5. Peter Sidorkiewicz	71
6. Steve Weeks	42
7. Kevin Weekes	39
8. Martin Gerber	38
9. Trevor Kidd	28
10. Kay Whitmore	23

Shutouts

1. Arturs Irbe	20
2. Cam Ward	16
3. Mike Liut	13
4. Sean Burke	11
Kevin Weekes	11
6. Peter Sidorkiewicz	8
7. Trevor Kidd	5
8. Steve Weeks	4
9. Martin Gerber	3
Kay Whitmore	3





DRAYSON BOWMAN 21



Left Wing • Shoots Left
6'1" • 190 lbs.
3/8/89 • Grand Rapids, MI

Acquired: 2007 NHL Entry Draft
2010-11 Teams: Charlotte (AHL), Carolina (NHL)
Drafted: Carolina 2007 (2-72-3)

HIGHLIGHTS

NHL FIRSTS:

Game: 1/16/10; 5-3 L vs. ATL
Point: 4/6/10; 8-5 W at TB (goal)
Goal: 4/6/10; 8-5 W at TB (Niittymaki)

NHL HIGHS:

Goals: 2 (4/6/10; 8-5 W at TB)
Assists: 1 (3/30/11, 6-2 W vs. MTL)
Points: 2 (4/6/10; 8-5 W at TB)
Penalty Min: 4-2x (Last: 4/6/11; 3-0 W vs. DET)

NHL STREAKS:

Goal Streak: None
Assist Streak: None
Point Streak: None

CAREER STATS

YEAR	TEAM	LEAGUE	REGULAR SEASON					PLAYOFFS				
			GP	G	A	TP	PIM	GP	G	A	TP	PIM
2004-05	Kimberly	KIJHL	47	29	30	59	108	-	-	-	-	-
	Spokane	WHL	4	0	0	0	0	-	-	-	-	-
2005-06	Spokane	WHL	72	17	17	34	51	-	-	-	-	-
2006-07 (a)	Spokane	WHL	61	24	19	43	55	6	2	5	7	4
2007-08 (b)	Spokane	WHL	66	42	40	82	62	21	11	9	20	8
2008-09	Spokane	WHL	62	47	36	83	107	12	8	5	13	8
2009-10	Albany	AHL	56	17	15	32	29	8	3	6	9	12
	Carolina	NHL	9	2	0	2	4	-	-	-	-	-
2010-11	Carolina	NHL	23	0	1	1	12	-	-	-	-	-
	Charlotte	AHL	51	12	18	30	53	15	2	6	8	6
Hurricanes/NHL Totals (2 Seasons)			32	2	1	3	16	-	-	-	-	-

(a) June 23, 2007—Selected by Carolina Hurricanes in the 2007 NHL Entry Draft. Second Hurricanes pick, 72nd overall, third round.
(b) July 30, 2008—Signed a three-year, entry-level contract with the Carolina Hurricanes.

2010-11 SEASON

Completed his second NHL season with Carolina, splitting the year between Carolina (NHL) and Charlotte (AHL)... Skated in an NHL career-high 23 games with the Hurricanes, notching one assist and totaling a career-high 12 penalty minutes... Averaged 9:48 in ice time per game on the NHL level... Totaled 30 points (12g, 18a) and 53 penalty minutes in 51 AHL regular-season games with Charlotte... Earned his first career NHL assist on McBain's second goal vs. MTL (3/30)... Recalled from Charlotte (AHL) on 3/10, and would remain in the NHL for the rest of the regular season... Notched 10 points (7g, 3a) in 13 February AHL

games for the Checkers... Had a four-game AHL goal streak from 2/20-2/25... Had his first two-goal, three-point AHL game of the season vs. Providence (2/6)... Missed five games due to injury from 12/10-12/19... Earned a pair of assists in his Charlotte debut vs. Portland (11/2)... Began the season with Carolina, skating in eight games with the Hurricanes before being reassigned to the Checkers on 10/31... Made his season debut in the Hurricanes' opening game against MIN (10/7) in the first game of the 2010 NHL Premiere in Helsinki... Was a healthy extra for two NHL games (10/29-10/30).

2011 PLAYOFFS


Earned eight points (2g, 6a), skating in 15 of Charlotte's 16 Calder Cup Playoff games as the Checkers advanced to the Eastern Conference Final... Was tied for third on the team in

assists (6) and tied for fifth among Checkers in points (8).

CAREER

Is in his third NHL season with the Hurricanes... Signed a three-year, entry-level contract with the Hurricanes on 7/30/08... Was born in Michigan but raised in Littleton, CO... Had notched 29 goals and 33 assists (62 points) in 107 career AHL games entering 2011-12... Had three points (2g, 1a) in 32 career NHL games... Concluded his junior hockey career with 130 goals, 112 assists (242 points) and 275 penalty minutes in 265 games in the Western Hockey League (WHL)... Averaged more than a point per game in 39 career WHL playoff games, tallying 21 goals and 19 assists, and won the 2008 Memorial Cup Championship with Spokane... Finished his Spokane career ranked sixth in franchise history in goals (130) and 11th all-time in points (242)... **2005-06:** Was Spokane's Rookie of the Year as a 16-year-old in 2005-06, notching 17 goals and 34 points in 72 games... Became the first 16-year-old to notch double-digit goals for Spokane since 1998... **2006-07:** Totaled 24 goals and 19 assists (43 points) in 61 regular-season games with Spokane... Ranked fourth among Chiefs skaters in goals and sixth in total scoring in his second full season of major junior hockey... Played in the CHL's Top Prospects Game in January 2007... Saw his first postseason action for Spokane, scoring two goals and earning five assists (7 points) in six playoff games... **2007-08:** Led Spokane and ranked tied for 10th in the WHL in scoring during the regular season with 42 goals and 40 assists (82 points) in 66 games... Was the first Spokane skater since 1998 to net 40 goals... Scored nine game-winning goals and was second in the WHL with 17 power-play goals... Ranked eighth in the league in plus/minus (+32)... Was named the WHL's Player of the Month in November after scoring 13 goals and earning 11 assists (24 points) and being named the Canadian Hockey League's Player of the Week in back-to-back weeks during the month... Had a career- and team-high 11-game point streak from 10/28-11/24 (14g, 11a)... Was tied for

third among all WHL skaters in scoring during the playoffs with 20 points, and second only to fellow Hurricanes prospect Zach Boychuk in playoff goals with 11, leading Spokane to the WHL Championship... Was the leading goal scorer during the 2008 Memorial Cup, with six goals in four games... Had a hat trick and an assist in Spokane's Memorial Cup opener against Belleville, a 5-4 overtime win... Notched the game-winning goal in Spokane's 4-1 victory in the Memorial Cup championship game against Kitchener, and was named to the tournament's All-Star Team... **2008-09:** Led Spokane (WHL) in scoring for the second consecutive season, totaling 83 points (47g, 36a) in 62 games... Ranked fourth in the WHL in goals (47) and 14th in the league in points (83)... Became the first Chief since 1994 to score 40 goals in back-to-back seasons... Was twice named the WHL's Player of the Week (2/2 and 3/16)... Netted a career-high four goals in a 5-2 win vs. Kamloops (2/25), his third hat trick of the season and sixth of his junior career... Had 32 goals and 49 points in the final 30 games of the regular season... Had a season-high, 10-game point-scoring streak from 1/10-1/31 (10g, 9a)... Had 21 multi-point games, including two five-point nights and four four-point games... Led the Chiefs in postseason scoring with eight goals and 13 points in 12 playoff games... **2009-10:** Completed his first professional season, splitting the year between Albany (AHL) and Carolina (NHL)... Skated in nine games with Carolina, scoring two goals... Was tied for fourth among River Rats with 17 goals in 56 AHL games... Made his NHL debut vs. ATL (1/16)... Beat Antero Niittymaki for his first NHL goal and point, and added a second goal for his first career multi-point game, at TB (4/6)... Scored his first professional goal (and point) in Albany's season opener vs. Manchester (10/3)... Led Albany in playoff assists (6) and was tied for the team lead in scoring (9 points), playing in all eight of the River Rats' Calder Cup Playoff contests.



ZACH BOYCHUK 11



Center/Wing • Shoots Left
5'10" • 185 lbs.
10/4/89 • Airdrie, Alb.

Acquired: 2008 NHL Entry Draft
2010-11 Teams: Carolina (NHL), Charlotte (AHL)
Drafted: Carolina 2008 (1-14-1)

HIGHLIGHTS

NHL FIRSTS:

Game: 10/17/08; 4-3 L at LA
Point: 11/7/09; 3-2 L at CBJ (assist)
Goal: 2/13/10; 5-2 W vs. NJ (Brodeur)

NHL HIGHS:

Goals: 2 (12/29/10; 4-0 W at OTT)
Assists: 2 (3/4/10; 4-1 W vs. OTT)
Points: 2-2x (Last: 12/29/10; 4-0 W at OTT)
Penalty Min: 2-3x (Last: 1/15/11; 6-4 W vs. TB)

NHL STREAKS:

Goal Streak: None
Assist Streak: 2 (2/5/10-2/6/10: 2a)
Point Streak: 4 games (2/5/10-3/4/10: 1g, 4a)

CAREER STATS

YEAR	TEAM	LEAGUE	REGULAR SEASON					PLAYOFFS				
			GP	G	A	TP	PIM	GP	G	A	TP	PIM
2005-06	Lethbridge	WHL	64	18	33	51	30	6	0	5	5	2
2006-07	Lethbridge	WHL	69	31	60	91	52	—	—	—	—	—
2007-08 (a)	Lethbridge	WHL	61	33	39	72	80	18	13	8	21	6
2008-09 (b)	Carolina	NHL	2	0	0	0	0	—	—	—	—	—
	Lethbridge	WHL	43	28	29	57	22	11	7	6	13	12
	Albany	AHL	2	0	1	1	2	—	—	—	—	—
2009-10	Albany	AHL	52	15	21	36	24	8	2	3	5	4
	Carolina	NHL	31	3	6	9	2	—	—	—	—	—
2010-11	Charlotte	AHL	60	22	43	65	48	15	3	6	9	14
	Carolina	NHL	23	4	3	7	4	—	—	—	—	—
Hurricanes/NHL Totals (3 Seasons)			56	7	9	16	6	—	—	—	—	—

(a) June 20, 2008—Selected by the Carolina Hurricanes in the 2008 NHL Entry Draft. First Hurricanes pick, 14th overall, first round.
(b) Oct. 4, 2008—Signed by the Carolina Hurricanes to a three-year, entry level contract.

2010-11 SEASON

Completed his third NHL season with Carolina, splitting the season between the NHL and AHL levels... Established a new NHL career high in goals (4) and added three assists (7 points) in 23 games played with the Hurricanes... Led Charlotte skaters in assists (43) and points (65) in 60 games on the AHL level... Ranked 13th in the AHL in points (65) and 17th in assists (43) despite spending significant time on the NHL level... Was named the AHL's Player of the Week for 3/21-3/27, with five goals and five assists (10 points) in four games... Served his third NHL stint with Carolina from 2/2-2/13, skating in five games without earning a point... Played in two games during his second NHL recall of the season, from 1/24-1/29... Scored the game's first goal and was (+3) at NYI (1/26)... Earned his first professional hat trick with three goals for Charlotte at Wilkes-Barre/Scranton (1/23)...

Played in 16 games during his first NHL recall of the season, from 12/17-1/19... Assisted on Staal's goal and registered six hits at FLA (1/7)... Scored his third goal of the season vs. FLA (1/3)... Earned his first career multi-goal effort with a pair of tallies - including the game-winner - at OTT (12/29)... Earned an assist on the game-winner for his first NHL point of the season at TOR (12/28)... Made his NHL season debut vs. ANA (12/18)... Had a four-assist AHL game for Charlotte vs. Hershey (12/12)... Earned his second six-game AHL point streak of the season from 11/17-11/28 (2g, 7a)... Had a six-game AHL point streak from 10/22-11/3 (3g, 5a)... **Longest NHL point streak:** 2 games (12/28-12/29: 2g, 1a; 1/24-1/26: 1g, 1a)... **NHL Multi-goal games:** 1 (12/29 at OTT: 2g, 0a)... **NHL Multi-point games:** 1 (12/29 at OTT: 2g, 0a).

2011 PLAYOFFS


Played in all 16 of Charlotte's Calder Cup Playoff games, and ranked tied for third on the team in scoring with nine points (3g, 6a)... Earned seven points (3g, 4a) in the opening

round, as the Checkers topped Hershey in six games.

CAREER

Totalled seven goals and nine assists in 56 career NHL games with Carolina entering 2011-12... Had 37 goals and 65 assists (102 points) in 114 career AHL regular-season games... Earned 271 points (110g, 161a) in 237 career regular-season Western Hockey League (WHL) games with the Lethbridge Hurricanes, good for seventh on Lethbridge's all-time point list... Had 20 goals and 19 assists (39 points) in 35 career WHL playoff games... Was ranked eighth among North American skaters by NHL Central Scouting heading into the 2008 NHL Entry Draft... Has represented Canada in a number of international competitions, debuting at the 2006 Under-18 Junior World Cup, when Canada won gold... Represented Canada at the 2007 Under-18 World Junior Championship and the eight-game Canada-Russia Super Series in 2007... Captured gold with Canada at the 2008 and 2009 World Junior Championships, serving as the team's alternate captain at the 2009 World Juniors... Was the youngest player on Team WHL at the 2006 ADT Canada-Russia Challenge, and played for Team WHL again at that event in 2007 and 2008... **2005-06:** Won the Carl Trentini Memorial Award as Lethbridge's Rookie of the Year after totaling 51 points (18g, 33a) in 64 games as a 16-year-old... **2006-07:** Ranked tied for second in the WHL in scoring with 91 points (31g, 60a) in 69 games as a 17-year-old for Lethbridge... Was named Lethbridge's team MVP and Most Popular Player as voted by the fans... **2007-08:** Ranked second among Lethbridge skaters in scoring with 72 points (33g, 39a), despite playing in just 61 of 72 games... Led the team with a plus-26 plus/minus rating... Ranked 15th in the WHL in goals with 33... Played in the 2008 Home Hardware CHL/NHL Top Prospects

Game, netting two goals and earning Team White Player of the Game honors... Also placed second at that event's fastest skater competition... Led all WHL skaters in 2008 with 13 playoff goals as Lethbridge won three postseason series and the WHL's Eastern Conference title before falling to the Spokane Chiefs in the WHL final... **2008-09:** Started the season in the NHL with the Hurricanes, playing in two games before returning to his junior team in Lethbridge (WHL)... Made his NHL debut at LA (10/17), becoming the first Hurricanes player since Eric Staal in 2003 to make his NHL debut in his draft year... Had 57 points (28g, 29a) in 43 regular-season games with Lethbridge, and led the team with 13 points (7g, 6a) in 11 playoff contests... Shared the Harry Ingarfield Memorial Award as Lethbridge's team MVP and won the team's plus/minus award... Joined Albany at the end of his WHL season, earning one assist in two games... Made his AHL debut and earned his first professional point with an assist at Wilkes-Barre/Scranton (4/10)... **2009-10:** Established NHL highs in games played (31), assists (6) and points (9)... Had 36 points (15g, 21a) in 52 games on the AHL level with Albany... Earned his first NHL point with an assist on Gleason's goal at CBJ (11/7)... Beat Martin Brodeur with a backhanded shot for his first NHL goal vs. NJ (2/13)... Earned primary assists on each of Carolina's first two goals vs. OTT (3/4) for his first NHL multi-point game... Scored his first professional goal and had two assists for Albany vs. Portland (10/9)... Skated in all eight of Albany's Calder Cup Playoff games, earning five points (2g, 3a)... Scored his first playoff points with a pair of assists at Wilkes-Barre/Scranton (4/18)... Netted the series-clinching goal at Wilkes-Barre/Scranton (4/19).



ZAC DALPE 22



Center/ Right Wing • Shoots Right
6'1" • 195 lbs.
11/1/89 • Paris, Ont.

Acquired: 2008 NHL Entry Draft
2010-11 Teams: Carolina (NHL), Charlotte (AHL)
Drafted: Carolina 2008 (2-45-2)

HIGHLIGHTS

NHL FIRSTS:

Game: 10/7/10; 4-3 W at MIN in Helsinki
Point: 10/7/10; 4-3 W at MIN in Helsinki (assist)
Goal: 1/1/11; 6-3 W vs. NJ (Hedberg)

NHL HIGHS:

Goals: 1-3x (Last: 1/9/11; 4-3 CAR OT W vs. ATL)
Assists: 1 (10/7/10; 4-3 W at MIN in Helsinki)
Points: 1-4x (1/9/11; 4-3 CAR OT W vs. ATL)
Penalty Min: None

NHL STREAKS:

Goal Streak: 2 games (1/1/11-1/3/11: 2g)
Assist Streak: None
Point Streak: 2 games (1/1/11-1/3/11: 2g, 0a)

CAREER STATS

YEAR	TEAM	LEAGUE	REGULAR SEASON					PLAYOFFS				
			GP	G	A	TP	PIM	GP	G	A	TP	PIM
2005-06	Stratford	MWJHL	32	6	6	12						
2006-07	Stratford	OJHL-B	52	30	43	73	68					
2007-08 (a)	Penticton	BCHL	46	27	36	63	14	15	8	9	17	4
2008-09	Ohio State	CCHA	37	13	12	25	25					
2009-10 (b)	Ohio State	CCHA	39	21	24	45	19					
	Albany	AHL	9	6	2	8	0	8	3	3	6	0
2010-11	Carolina	NHL	15	3	1	4	0					
	Charlotte	AHL	61	23	34	57	21	16	6	7	13	6
Hurricanes/NHL Totals (1 Season)			15	3	1	4	0					

(a) June 21, 2008—Selected by the Carolina Hurricanes in the 2008 NHL Entry Draft. Second Hurricanes pick, 45th overall, second round.
(b) March 18, 2010—Signed by the Carolina Hurricanes to a three-year, entry-level contract.

2010-11 SEASON

Completed his first NHL season with Carolina, skating in 15 games for the Hurricanes and totaling four points (3g, 1a)... Totaled 23 goals and 34 assists (57 points) in 61 games on the AHL level for Charlotte, and was named to the AHL's All-Rookie Team... Was third among AHL rookies in scoring, and led the Checkers with six shootout goals... Began the season with Carolina, making his NHL debut and earning his first NHL point with an assist on Babchuk's goal against MIN (10/7) in the first game of the 2010 NHL Premiere in Helsinki... Was assigned to Charlotte on 10/31, but recalled to the NHL again on 12/31... Beat Johan Hedberg for his first NHL goal, which proved to

be the game-winning goal, vs. NJ (1/1)... Found the net for the second consecutive game and was (+2) vs. FLA (1/3)... Scored his third goal of the season vs. ATL (1/9), prior to being reassigned to Charlotte on 1/14... Served a third stint with Carolina from 2/13-14... Had a five-game AHL goal streak from 11/6-11/12 (6g) and a seven-game AHL point streak from 12/28-1/23 (2g, 12a)... Was a healthy extra for three NHL games (10/17, 10/29-30)... **Longest NHL goal streak:** 2 games (1/1-1/3: 2g, 0a)... **Longest NHL point streak:** 2 games (1/1-1/3: 2g, 0a).

2011 PLAYOFFS

Skated in all 16 Calder Cup Playoff games for Charlotte, as the Checkers advanced to the Eastern Conference Final... Was tied for first among Charlotte skaters in goals

(6) and was second on the team in points (13)... Was tied for 13th in the AHL in playoff goals.

CAREER

Had 29 goals and 36 assists (65 points) in 70 American Hockey League (AHL) games played entering the 2011-12 season... Totaled 34 goals and 36 assists (70 points) in 76 career college hockey games for Ohio State (CCHA)... Drafted by the Hurricanes in the second round (45th overall) of the 2008 NHL Entry Draft... Was the 16th-ranked North American skater in NHL Central Scouting's final rankings prior to the 2008 NHL Entry Draft... Helped the Paris Wolfpack become the first team in 24 years to win consecutive Ontario Championships in 2002-03 and 2003-04... **2006-07:** Was named MVP of the Stratford Cullitons (Junior B) after posting 30 goals and 73 points in 52 games... Was listed at 5'8" and 120 pounds... Scored a hat trick to help lead Canada West to a gold medal at the 2007 World Junior 'A' Challenge... **2007-08:** Completed one season in the British Columbia Hockey League (BCHL) with Penticton, totaling 63 points (27g, 36a) in 46 regular-season BCHL games... Was named Penticton's rookie of the year, and posted 17 points (8g, 9a) in 15 playoff games to help lead the Vees to the BCHL championship... **2008-09:** Completed his freshman season at Ohio State (CCHA) with 25 points (13g, 12a) and a (+7) rating in 37 games... Was named to the CCHA All-Rookie team and was one of three finalists for CCHA Rookie of the Year... Was tied for third among Buckeye skaters in goals with 13, including three game-winning goals... Was third among CCHA rookies and tied for seventh among NCAA rookies in goals... Was tied for fifth among CCHA rookies in points... Named CCHA Rookie of the Week three times (10/19, 11/10, 2/9)... Scored his first career NCAA goal with a power-play tally at Denver (10/25)... Had a five-game scoring streak from

11/1-11/21 (4g, 2a)... Earned his first collegiate point with an assist vs. Lake State (10/17)... Had three assists and was (+2) vs. Notre Dame (2/8)... **2009-10:** Led the Buckeyes in goals (21) and points (45) and ranked second in assists (24), while playing in all 39 of the team's games... Joined Albany after signing an entry-level contract with the Hurricanes at the conclusion of his college season, and totaled eight points (6g, 2a) in the River Rats' final nine regular-season games... His 21 goals with OSU ranked tied for first among CCHA skaters, and his 45 points ranked tied for third in the conference... Named to the 2009-10 All-CCHA First Team... Was a top-three finalist for CCHA Player of the Year, and was named a second-team All-American... Was voted as Ohio State's team MVP by his teammates... Also led the Buckeyes in plus/minus (+15) and shots (151) and had points in 28 of his 39 games... Had three four-point efforts: at Ferris State on 11/21 (2g, 2a), at Nebraska-Omaha on 2/5 (0g, 4a) and at Miami (OH) on 3/13 (1g, 3a)... Was named CCHA Player of the Month for January after tallying eight points (5g, 3a) and leading OSU to a 4-1-1 record... Had a six-game point streak from 11/7-11/27... Received Big Ten Sportsmanship Award for Ohio State men's hockey... Made his professional debut for Albany (AHL) at Binghamton (3/20)... Scored his first professional goal at Adirondack (3/24)... Netted a hat trick at Syracuse (3/27)... Ranked third on the River Rats with six points (3g, 3a) during the playoffs, playing in all eight of the club's postseason games... Made his Calder Cup Playoff debut vs. Wilkes-Barre/Scranton (4/14)... Recorded his first playoff point with an assist at Hershey (4/24)... Had a three-point game (2g, 1a) vs. Hershey (4/27).



CHRIS DURNO 29



Left Wing • Shoots Left
6'4" • 223 lbs.
10/31/80 • Scarborough, Ont.

Acquired: 7/15/11, signed as a free agent
2010-11 Teams: Norfolk (AHL)
Drafted: Undrafted

HIGHLIGHTS

NHL FIRSTS:

Game: 1/18/09; 6-2 COL W vs. CGY
Point: 11/18/09; 6-4 COL L at EDM (assist)
Goal: 12/26/09; 4-1 COL W vs. DAL (Auld)

NHL HIGHS:

Goals: 1-4x (Last: 3/17/10; 3-2 COL L vs. CGY)
Assists: 1-4x (Last: 2/4/10; 5-3 COL L at NSH)
Points: 1-8x (Last: 3/17/10; 3-2 COL L vs. CGY)
Penalty Min: 7 (3/9/10; 6-4 COL L vs. VAN)

NHL STREAKS:

Goal Streak: 2 games (12/26/09-12/30/09; 2g)
Assist Streak: 2 games (11/18/09-11/28/09; 2a)
Point Streak: 2 games-2x (Last: 12/26/09-12/30/09; 2g, 0a)

CAREER STATS

YEAR	TEAM	LEAGUE	REGULAR SEASON					PLAYOFFS				
			GP	G	A	TP	PIM	GP	G	A	TP	PIM
1999-00	Michigan Tech	WCHA	24	1	1	2	30	—	—	—	—	—
2000-01	Michigan Tech	WCHA	35	9	6	15	46	—	—	—	—	—
2001-02	Michigan Tech	WCHA	36	7	8	15	48	—	—	—	—	—
2002-03	Michigan Tech	WCHA	35	5	11	16	60	—	—	—	—	—
2003-04	Gwinnett	ECHL	68	20	26	46	46	13	7	5	12	10
2004-05	Gwinnett	ECHL	66	20	36	56	101	8	5	2	7	8
2005-06	Gwinnett	ECHL	13	12	10	22	19	—	—	—	—	—
2006-07 (a, b, c)	Milwaukee	AHL	57	20	20	40	52	21	2	2	4	18
	Norfolk	AHL	22	4	1	5	61	—	—	—	—	—
	Portland	AHL	12	1	1	2	2	—	—	—	—	—
2007-08 (d)	Milwaukee	AHL	29	13	3	16	24	4	1	2	3	10
	San Antonio	AHL	80	23	26	49	109	7	0	2	2	26
2008-09	Lake Erie	AHL	76	18	27	45	131	—	—	—	—	—
	Colorado	NHL	2	0	0	0	0	—	—	—	—	—
2009-10 (e)	Lake Erie	AHL	17	10	8	18	20	—	—	—	—	—
	Colorado	NHL	41	4	4	8	47	1	0	0	0	0
2010-11 (f)	Norfolk	AHL	73	19	17	36	120	3	0	0	0	4
NHL Totals (2 seasons)			43	4	4	8	47	1	0	0	0	0

- (a) June 27, 2006—Signed by the Chicago Blackhawks as a free agent.
- (b) Dec. 28, 2006—Acquired by the Anaheim Ducks from the Chicago Blackhawks along with Sebastien Caron and Matt Keith in exchange for P.A. Parenteau and Bruno St. Jacques.
- (c) Jan. 26, 2007—Acquired by the Nashville Predators from the Anaheim Ducks in exchange for Shane Endicott.
- (d) July 3, 2008—Signed by the Colorado Avalanche as a free agent.
- (e) July 25, 2010—Signed by the Tampa Bay Lightning as a free agent.
- (f) July 15, 2011—Signed by the Carolina Hurricanes as a free agent.

2010-11 SEASON

Spent the entire season with Norfolk of the American Hockey League (AHL), totaling 36 points (19g, 17a) and 120 penalty minutes while serving as team captain for the Admirals... Was tied for sixth on the team in plus/minus (+13), and was fifth among Admirals skaters in penalty minutes... Netted a pair of goals vs. Worcester (10/16)... Had a three-point game

with two goals and an assist and was (+4) at Charlotte (11/22)... Registered another three-point effort with a goal and two assists vs. Charlotte (12/30)... Earned his third multi-goal game of the season with a pair of goals vs. Bridgeport (1/15).

2011 PLAYOFFS


Skated in three opening-round Calder Cup Playoff games for Norfolk, as the Admirals were

eliminated by Wilkes-Barre/Scranton in six games.

CAREER

Is in his third NHL season and first with the Hurricanes... Signed a one-year contract with the Hurricanes on July 15, 2011... Skated in 43 career NHL games entering the 2011-12 season, totaling four goals, four assists (8 points) and 47 penalty minutes... Had played 366 career AHL games with Milwaukee, Norfolk, Portland, San Antonio and Lake Erie entering 2011-12, totaling 108 goals, 103 assists (211 points) and 519 penalty minutes... **1999-00:** Played 24 games in his freshman season at Michigan Tech (WCHA)... **2000-01:** Was third among Huskies in goals (9), totaling 15 points in 35 games for Michigan Tech... **2001-02:** Earned 15 points (7g, 8a) in 36 games for Michigan Tech, and was second on the team in penalty minutes (48)... **2002-03:** Completed his four-year collegiate career, earning 16 points (5g, 11a) in his senior season for the Huskies... **2003-04:** Completed his first professional season with Gwinnett (ECHL), totaling 20 goals and 26 assists (46 points) in 68 games... Shared the team lead with 12 points (7g, 5a) in 13 playoff games as Gwinnett advanced to the conference final before falling to Idaho... **2004-05:** Set ECHL career highs in points (56) and assists (36)... Led Gwinnett in playoff goals (5) and points (7) as the Gladiators fell to Charlotte in the second round... **2005-06:** Played his first AHL season with Milwaukee, totaling 40 points (20g, 20a) in 57 games... Had 22 points (12g, 10a) in 13 ECHL games with Gwinnett before being recalled to make his AHL debut on 12/2... Had four points (2g, 2a) in

21 playoff games as Milwaukee advanced to the Calder Cup Final before falling to Hershey... **2006-07:** Split the season between Norfolk, Portland and Milwaukee, earning 23 points in 63 AHL games... Began the season in the Chicago Blackhawks organization before being traded to Anaheim and then Nashville... Had three points (1g, 2a) in four Calder Cup Playoff games as Milwaukee was swept by Chicago in the first round... **2007-08:** Established AHL career highs in games played (80), goals (23) and points (49)... Was second among San Antonio skaters in goals and tied for fourth in points... Totaled two assists and 26 penalty minutes as San Antonio fell to Toronto in seven games in the first round of the Calder Cup Playoffs... **2008-09:** Made his NHL debut for Colorado on 1/18/09, and skated in two games for the Avalanche... Skated in 76 AHL games for Lake Erie, ranking second on the team with a career-high 27 assists... Led the Monsters in goals (18) and penalty minutes (131) and ranked second on the team in points (45)... **2009-10:** Played a career-high 41 NHL games for Colorado, earning career highs in goals (4), assists (4) and points (8)... Also skated 17 games on the AHL level for Lake Erie, earning 18 points (10g, 8a)... Earned his first NHL point with an assist at EDM (11/18)... Beat Alex Auld for his first NHL goal at 6:04 of the first period vs. DAL (12/26)... Made his Stanley Cup Playoff debut for Colorado, skating in Game 4 of the Western Conference Quarterfinal vs. SJS (4/20).



JON MATSUMOTO 18



Center • Shoots Left
6'0" • 184 lbs.
10/13/86 • Ottawa, Ont.

Acquired: 6/26/10, Trade with Philadelphia
2010-11 Teams: Charlotte (AHL), Carolina (NHL)
Drafted: Philadelphia 2006 (5-79-3)

HIGHLIGHTS

NHL FIRSTS:

Game: 11/1/10; 3-2 CAR L at PHI
Point: 11/3/10; 7-2 CAR W vs. NYI (goal)
Goal: 11/3/10; 7-2 CAR W vs. NYI (DiPietro)

NHL HIGHS:

Goals: 2 (11/3/10; 7-2 CAR W vs. NYI)
Assists: None
Points: 2 (11/3/10; 7-2 CAR W vs. NYI)
Penalty Min: 2-2x (Last: 11/6/10; 3-2 CAR W vs. FLA)

NHL STREAKS:

Goal Streak: None
Assist Streak: None
Point Streak: None

CAREER STATS

YEAR	TEAM	LEAGUE	REGULAR SEASON					PLAYOFFS				
			GP	G	A	TP	PIM	GP	G	A	TP	PIM
2002-03	Cumberland Grads	CJHL	8	2	3	5	2	10	4	7	11	2
2003-04	Cumberland Grads	CJHL	51	31	32	63	26	7	5	5	10	6
2004-05	Bowling Green	CCHA	36	18	14	32	22	—	—	—	—	—
2005-06 (a)	Bowling Green	CCHA	36	20	28	48	43	—	—	—	—	—
2006-07	Bowling Green	CCHA	38	11	22	33	70	—	—	—	—	—
	Philadelphia	AHL	16	2	2	4	10	—	—	—	—	—
2007-08	Philadelphia	AHL	77	20	24	44	52	12	2	2	4	10
2008-09	Philadelphia	AHL	78	29	34	63	77	4	1	2	3	4
2009-10 (b)	Adirondack	AHL	80	30	32	62	50	—	—	—	—	—
2010-11	Charlotte	AHL	65	20	28	48	36	15	3	5	8	12
	Carolina	NHL	13	2	0	2	4	—	—	—	—	—
Hurricanes/NHL Totals (1 Season)			13	2	0	2	4	—	—	—	—	—

(a) June 24, 2006—Selected by the Philadelphia Flyers in the 2006 NHL Entry Draft. Fifth Flyers pick, 79th overall, third round.

(b) June 26, 2010—Acquired by the Carolina Hurricanes from the Philadelphia Flyers in exchange for Washington's seventh-round selection in the 2010 NHL Entry Draft (Richard Blidstrand).

2010-11 SEASON

Completed his first NHL season with Carolina, netting two goals in 13 games on the NHL level... Also played 65 games on the American Hockey League (AHL) level for Charlotte, totaling 48 points (20g, 28a)... Was recalled from Charlotte three times, with his first-ever NHL recall coming on 10/31... Made his NHL debut at PHI (11/1)... Beat Rick DiPietro for his first NHL goal at 15:48 of the first period, and added a second goal in the third period vs. NYI (11/3)... Also took his first NHL penalty (holding the stick), was (+2) and was named third star... Served NHL stints for Carolina from 12/29-12/30 and 1/7-1/9... Ranked sixth among Charlotte skaters in scoring for the season... Was tied for first among Checkers in

shorthanded goals (2) and tied for first in power-play goals (10)... Reached the 20-goal mark on the AHL level for the fourth consecutive season... Matched his AHL career-high with four game-winning goals... Earned 10 points (3g, 7a) in the first 10 games of the season for the Checkers, including a three-point effort (1g, 2a) vs. Adirondack (10/22)... Had 14 points (7g, 7a) in the 15 AHL games prior to his second NHL recall of the season on 12/29... Earned his second three-point night of the season with two goals and an assist vs. Norfolk (2/3)... Was a healthy extra for one NHL game (11/24)... **Multi-goal games:** 1 (11/3 vs. NYI; 2g, 0a)... **Multi-point games:** 1 (11/3 vs. NYI; 2g, 0a).

2011 PLAYOFFS


Ranked tied for fifth among Checkers skaters with eight points (3g, 5a) in 15 Calder Cup Playoff games, as Charlotte advanced to the conference final before falling to Binghamton...

Netted the game-winning goal in Game 1 at Wilkes-Barre/Scranton (4/28).

CAREER

Acquired at the 2010 Draft from Philadelphia in exchange for Washington's seventh-round selection... Had totaled 221 points (101g, 120a) and 225 penalty minutes in 316 career American Hockey League (AHL) games entering 2011-12... Had two points (2g, 0a) in 13 NHL games, all with Carolina, entering 2011-12... Played three collegiate seasons for Bowling Green, totaling 113 points (49g, 64a) in 110 games... **2003-04:** Completed his only full season for the Cumberland Grads and was named the CJHL Rookie of the Year after leading all league rookies with 63 points (31g, 32a) in 51 games... **2004-05:** Became just the third freshman in Bowling Green history to lead the team in scoring, notching 32 points (18g, 14a) in 36 games... Also led the Falcons in goals (18), power-play goals (10), game-winning goals (5) and shot percentage (18.9%)... Was twice named CCHA Rookie of the Week (10/25 and 11/15)... Scored a goal in each of his first three collegiate games, earning five points (3g, 2a) during that span... **2005-06:** Ranked tied for 20th in the nation in scoring with 48 points (20g, 28a) in 36 games for Bowling Green... Was 14th in the country in points per game (1.33), tied for sixth in power-play goals (12), tied for 21st goals (20) and tied for 23rd in assists (28)... **2006-07:** Led Bowling Green in scoring, totaling 33 points (11g, 22a) in 38 games for the Falcons... Also led Falcons skaters in assists (22)... Became the 68th player in Bowling Green history to reach 100 career points... Began his professional career at the conclusion of his collegiate season, skating in 16 games for the Philadelphia Phantoms (AHL) and earning four points (2g, 2a)... Skated in his first professional game vs. Rochester (3/16)... Scored his first professional goal and added an assist vs. Bridgeport

(3/18)... **2007-08:** Was tied for fourth among Philadelphia Phantoms in goals (20) and was tied for the team lead in power-play goals (11) during his first full professional season... Totaled 44 points (20g, 24a) in 77 games, ranking tied for fifth on the team in points and tied for sixth in assists... Was named Toyota Phantoms Player of the Month for October after posting 11 points (5g, 6a) in nine games... Made his Calder Cup Playoff debut, completing the postseason with four points (2g, 2a) in 12 games as Philadelphia topped Albany in seven games before falling to Wilkes-Barre/Scranton in the second round... Scored his first professional playoff goal in Game 4 of East Division Semifinal vs. Albany... **2008-09:** Was tied for first on the Phantoms in goals (29) and second on the team in points (63), skating in 78 games... Led the team in shots on goal (225) and was third among Phantoms in assists (34)... His 34 assists and 63 points were AHL career highs... Recorded a hat trick in a 7-4 win vs. Grand Rapids (3/28)... Had three points (1g, 2a) in four playoff games, as the Phantoms were swept by eventual Calder Cup champion Hershey in the opening round... **2009-10:** Led the Adirondack Phantoms with 30 goals and 62 points, playing in all 80 of the team's games... Established AHL career highs in games played (80) and goals (30)... Ranked tied for 10th in the AHL in goals (10) and tied for sixth in shots (249)... Played for the Canadian team in the 2010 AHL All-Star Classic in Portland, ME... Won the accuracy shooting event at the 2010 AHL All-Star Skills Competition by hitting all four targets in five shots... Had a five-game goal streak from 3/24-4/2 (5g, 3a), which tied for the seventh-longest goal streak in the AHL on the season.



JUSTIN PETERS 60



Goaltender • Catches Left
6'1" • 205 lbs.
8/30/86 • Blyth, Ont.

Acquired: 2004 NHL Entry Draft
2010-11 Team: Carolina (NHL)
Drafted: Carolina 2004 (2-38-2)

HIGHLIGHTS

NHL FIRSTS:

Game: 2/6/10; 3-1 W at NYI
Win: 2/6/10; 3-1 W at NYI
Shutout: None

NHL HIGHS:

Saves: 37 (3/11/10; 4-3 W at PIT)
Shots Faced: 40 (3/11/10; 4-3 W at PIT)
Win Streak: 3 (2/6/10-3/2/10)

NHL SHOOTOUTS AND PENALTY SHOTS:

Shootout Stats: 0-1 (2 goals on 2 attempts)
Career Penalty Shots: 1 (0 goals on 1 attempt)

CAREER STATS

YEAR	TEAM	LEAGUE	REGULAR SEASON						PLAYOFFS					
			GP	MIN	GA	SO	GAA	W-L-OT	GP	MIN	GA	SO	GAA	W-L
2002-03	St. Michael's	OHL	23	1052	54	0	3.08	6-10-1	7	126	4	0	1.90	1-0
2003-04 (a)	St. Michael's	OHL	53	3149	139	4	2.65	30-16-6	18	1109	37	4	2.00	10-8
2004-05	St. Michael's	OHL	58	3150	146	3	2.78	23-23-5	10	524	25	0	2.86	4-4
2005-06 (b)	St. Michael's	OHL	20	1174	75	0	3.83	10-6-3	-	-	-	-	-	-
	Plymouth	OHL	35	2073	95	1	2.75	19-15-1	13	789	42	0	3.19	6-6
2006-07	Albany	AHL	34	1765	96	1	3.26	10-18-0	-	-	-	-	-	-
	Florida	ECHL	1	65	6	0	5.54	0-0-1	-	-	-	-	-	-
2007-08	Albany	AHL	11	645	29	0	2.70	7-3-0	-	-	-	-	-	-
	Florida	ECHL	31	1846	79	1	2.57	18-10-2	-	-	-	-	-	-
2008-09	Albany	AHL	56	3178	153	4	2.89	19-30-4	-	-	-	-	-	-
2009-10	Albany	AHL	47	2763	117	1	2.54	26-18-2	8	509	29	0	3.42	4-4
	Carolina	NHL	9	488	23	0	2.83	6-3-0	-	-	-	-	-	-
2010-11	Carolina	NHL	12	648	43	0	3.98	3-5-1	-	-	-	-	-	-
Hurricanes/NHL Totals (2 seasons)			21	1,136	66	0	3.49	9-8-1	-	-	-	-	-	-

(a) June 26, 2004—Selected by the Carolina Hurricanes in the 2004 NHL Entry Draft. Second Hurricanes choice, 38th overall, second round.
(b) May 31, 2006—Signed a three-year, entry-level contract with the Carolina Hurricanes.

2010-11 SEASON


Completed his second NHL season with the Hurricanes... Established a career high in NHL games played (12), going 3-5-1 with a 3.98 goals-against average... Served as backup and did not play in 70 games, including 36 of the final 37 games of the season... Saw his first action since 1/17, stopping 24 shots in a 5-2 loss at CHI (3/4)... Replaced Cam Ward at the 11:28 mark of the first, stopped 28 of 33 shots and took two minor penalties at BOS (1/17)... Earned his second consecutive victory, stopping 25 of 28 shots in a 4-3 overtime win vs. ATL

(1/9)... Stopped 32 of 35 shots to earn his second win of the season at FLA (1/7)... Entered the game at FLA (12/15) at the 1:42 mark and stopped 21 of 22 shots to earn his first victory of the season... Made his first home start of the season, stopping 35 of 38 shots in a 3-2 loss vs. WSH (11/24)... Stopped 32 of 36 shots in regulation and overtime before falling in a shootout at PIT (11/19)... Made his season debut at LA (10/20), stopping 23 of 27 shots in a 4-3 loss.

CAREER

Is in his third NHL season with the Hurricanes... Signed a two-year, two-way contract with Carolina on July 5, 2010... Had a record of 62-69-6 with a 2.84 goals-against average in 148 career AHL games entering 2011-12... Also played in 32 games in the ECHL with Florida, going 18-10-3 with a 2.67 goals-against average... **2002-03:** Completed his rookie season of junior hockey with Toronto St. Michael's of the Ontario Hockey League (OHL), going 6-10-1 with a 3.08 goals-against average... Won a bronze medal with Team Ontario during the 2003 Under-17 Canada Games, posting a 3-0 record... **2003-04:** Was second among OHL goaltenders in wins, posting a St. Michael's Majors modern-era franchise record with 30 victories... Was selected for the 2004 CHL Top Prospects Game... Had four shutouts during the 2004 OHL playoffs, and scored a goal in Game 7 of the Majors' first-round playoff victory against Sudbury, the only goal of his amateur or professional career... **2004-05:** Was 23-23-5 with a 2.78 goals-against average in 58 games for Toronto St. Michael's... **2005-06:** Split his final season of junior hockey between Toronto St. Michael's and Plymouth... Was 29-21-4 with a 3.14 goals-against average for the season, including 19-15-1 with a 2.75 goals-against average after the trade to Plymouth... Completed his four-year junior hockey career posting a record of 88-70-16 in 189 career OHL games, with a 2.88 goals-against average and eight shutouts... **2006-07:** Completed his first professional season, spending most of the year with Albany (AHL)... Was 10-8-0 with a 3.26 goals-against average and .886 save percentage in 34 games with the River Rats... Also appeared in one ECHL game with the Florida Everblades... Made his professional debut with Albany at Rochester on 10/6/06, and posted his first professional shutout for the River Rats 12/8/06... **2007-08:** Split the year between Albany (AHL) and Florida (ECHL)... Was 18-10-2 in the ECHL with a 2.57 goals-against average and 7-3-0 in the AHL with a 2.70 goals-against average... Began the season in Florida and was the ECHL's Goaltender of the Month for October,

finishing the month unbeaten with a 0.97 goals-against average... Was named to the American Conference squad for the 2008 ECHL All-Star Game... Stopped an ECHL career-high 49 shots in a 5-4 shootout win at Mississippi (12/28)... **2008-09:** Spent the entire season with Albany (AHL), posting AHL-career bests in games played (56), shutouts (4) and save percentage (.908)... Was recalled to Carolina (NHL) for the first time on 12/2 and served as the Hurricanes' backup for four games... Made an AHL-career-high 55 saves vs. Providence (11/8)... Won four consecutive AHL games from 2/7-2/13... Dropped the gloves with Alexandre Picard at Syracuse (2/28)... Made 47 saves and stopped four-of-six in the shootout for a 1-0 win at Providence (3/20)... Played in his 100th AHL game at Wilkes-Barre/Scranton (4/10)... Recorded his 19th win of the season and had 15 penalty minutes for a center-ice scrap with Senators goalie Jeff Glass vs. Binghamton (4/11)... **2009-10:** Completed his first NHL season, earning a record of 6-3-0 with a 2.83 goals-against average and .905 save percentage... Was 26-18-2 with a 2.54 goals-against average and .917 save percentage in 47 AHL games with Albany... Made 37 saves and was named first star in a 4-3 overtime victory vs. PIT (3/11)... Suffered his first NHL loss, giving up three goals on 29 shots faced at FLA (3/6)... Made 32 saves on 33 shots at TOR (3/2) to earn his third consecutive NHL victory... Recorded his career-best 20th AHL win of the season with a victory vs. Adirondack (2/20)... Made his NHL debut, stopping 34 of 35 shots to earn the victory and first-star honors at NYI (2/6)... Played in the 2010 AHL All-Star Classic in Portland, stopping nine of 11 shots for the Canadian AHL All-Stars during the second period of a 10-9 shootout victory for Canada... Played all eight of Albany's Calder Cup Playoff games, going 4-4 with a 3.42 goals-against average... Won his professional playoff debut vs. Wilkes-Barre/Scranton (4/14)... Earned victories in four consecutive games as the River Rats swept Wilkes-Barre Scranton before being swept by Hershey.



MATHIEU ROY 7



Defenseman • Shoots Right
6'2" • 210 lbs.
8/10/83 • St. Georges, Que.

Acquired: 9/14/11, signed as a free agent
2010-11 Teams: Tampa Bay (NHL), Norfolk (AHL)
Drafted: Edmonton 2003 (10-215-7)

HIGHLIGHTS

NHL FIRSTS:

Game: 2/12/06; 5-4 EDM SO L vs. STL
Point: 1/10/07; 3-2 EDM W at SJ (goal)
Goal: 1/10/07; 3-2 EDM W at SJ (Nabokov)

NHL HIGHS:

Goals: 1-2x (Last: 3/29/07; 5-2 EDM L at STL)
Assists: 2 (1/18/10; 4-2 CBJ W vs. STL)
Points: 2 (1/18/10; 4-2 CBJ W vs. STL)
Penalty Min: 21 (2/22/07; 4-0 EDM W at CBJ)

NHL STREAKS:

Goal Streak: None
Assist Streak: 2 games-3x (Last: 1/30/10-2/2/10: 2a)
Point Streak: 2 games-3x (Last: 1/30/10-2/2/10: 2a)

CAREER STATS

YEAR	TEAM	LEAGUE	REGULAR SEASON					PLAYOFFS				
			GP	G	A	TP	PIM	GP	G	A	TP	PIM
1999-00	Val-d'Or	QMJHL	48	1	4	5	66	-	-	-	-	-
2000-01	Val-d'Or	QMJHL	30	0	7	7	60	17	0	0	0	4
2001-02	Val-d'Or	QMJHL	53	7	26	33	103	7	0	2	2	19
2002-03 (a)	Val-d'Or	QMJHL	52	11	21	32	164	7	1	0	1	8
2003-04	Toronto	AHL	30	0	2	2	46	-	-	-	-	-
	Columbus	ECHL	10	1	2	3	13	-	-	-	-	-
2004-05	Edmonton	AHL	51	3	22	25	68	-	-	-	-	-
2005-06	Hamilton	AHL	50	3	16	19	82	-	-	-	-	-
	Edmonton	NHL	1	0	0	0	0	-	-	-	-	-
2006-07	Hamilton	AHL	31	6	12	18	40	-	-	-	-	-
	Edmonton	NHL	16	2	0	2	30	-	-	-	-	-
2007-08	Edmonton	NHL	13	0	1	1	27	-	-	-	-	-
	Springfield	AHL	20	2	8	10	34	-	-	-	-	-
2008-09 (b)	Springfield	AHL	59	2	15	17	120	-	-	-	-	-
2009-10 (c, d)	Columbus	NHL	31	0	10	10	17	-	-	-	-	-
	Syracuse	AHL	14	0	4	4	32	-	-	-	-	-
	Rochester	AHL	1	0	0	0	0	6	0	0	0	11
2010-11 (e)	Norfolk	AHL	45	4	18	22	68	6	0	1	1	4
	Tampa Bay	NHL	4	0	0	0	2	-	-	-	-	-
NHL Totals (5 Seasons)			65	2	11	13	76	-	-	-	-	-

(a) June 22, 2003—Selected by the Edmonton Oilers in the 2003 NHL Entry Draft. 10th Oilers pick, 215th overall, seventh round.
(b) July 14, 2009—Signed by the Columbus Blue Jackets as a free agent.
(c) March 3, 2010—Acquired by the Florida Panthers from the Columbus Blue Jackets in exchange for Matt Rust.
(d) July 29, 2010—Signed by the Tampa Bay Lightning as a free agent.
(e) Sept. 14, 2011—Signed by the Carolina Hurricanes as a free agent.

2010-11 SEASON

Completed his fifth NHL season, skating in four games with the Tampa Bay Lightning... Spent the majority of the year in the American Hockey League (AHL) with Norfolk... Was fourth among Norfolk defensemen in scoring with 22 points (4g, 18a) in 45 games played... Ranked tied for fourth among Admirals blueliners in plus/minus (+9)... Made

his NHL season debut at LA (11/4)... All four of his NHL games for the season came during the month of November... Had an AHL season-high three assists and was (+6) at Manchester (12/3)... Also had multi-assist games vs. Worcester (10/16) and at Albany (11/10)... Had a five-game AHL point streak from 10/15-10/23 (1g, 6a).

2011 PLAYOFFS


Skated in all six of Norfolk's Calder Cup playoff games, earning one assist as the Admirals fell to Wilkes-Barre/Scranton in the first round... Was recalled to Tampa Bay

on 4/29, but did not appear in a playoff game as the Lightning advanced to the Eastern Conference Finals before falling to Boston.

CAREER

Played in 65 career NHL games with the Oilers, Blue Jackets and Lightning entering the 2011-12 season, totaling two goals and 11 assists (13 points)... Had 117 points (20g, 97a) in 301 career American Hockey League (AHL) games entering 2011-12... Signed to a one-year, two-way contract with the Hurricanes on 9/14/11... **1999-2003:** Completed a four-year junior hockey career with Val-d'Or of the Quebec Major Junior Hockey League (QMJHL), totaling 19 goals, 58 assists (77 points) and 393 penalty minutes in 183 regular-season games... Played in the 2001 Memorial Cup with Val-d'Or, helping the Foreurs reach the final before falling to Red Deer... **2003-04:** Completed his first professional season, splitting the year between Toronto (AHL) and Columbus (ECHL)... Earned two assists in 30 games on the AHL level and three points (1g, 2a) in 10 ECHL games... **2004-05:** Earned an AHL career-high 25 points (3g, 22a) in 51 games with the Edmonton Road Runners of the AHL... Was tied for third among Road Runners skaters in plus/minus (+6) and won the team's Outstanding Defenseman Award... **2005-06:** Spent the majority of the season with Hamilton (AHL), totaling 19 points (3g, 16a) in 50 games... Made his NHL debut with the Oilers vs. STL (2/12)... **2006-07:** Skated in 16 NHL games for the Oilers, netting a pair of goals... Beat Evgeni Nabokov for his first NHL goal at SJ

(1/10)... Missed 15 NHL games after suffering a concussion vs. PHX (2/27)... Netted his second goal at STL (3/29)... Also skated in 31 games on the AHL level with Hamilton, and ranked third among Bulldogs defensemen in goals (6) and points (18)... Was fourth on the team in plus/minus (+17)... Was named to the Canadian team for the 2007 AHL All-Star Classic, but did not play due to a recall to the Oilers... **2007-08:** Played in 13 games with Edmonton, earning one point... Also appeared in 20 AHL games for Springfield, totaling 10 points (2g, 8a)... Earned his first NHL assist vs. LA (2/28)... Missed the majority of the season recovering from a recurring shoulder injury... **2008-09:** Spent the entire season in the AHL with Springfield, playing in a career-high 59 games and tallying 17 points (2g, 15a)... **2009-10:** Played in an NHL-career-high 31 games for the Columbus Blue Jackets... Also established NHL career highs in assists (10) and points (10)... Ranked tied for fourth among Columbus defensemen in assists... Also played in 15 AHL games, splitting time between Syracuse and Rochester due to a March trade from Columbus to Florida... Made his Calder Cup Playoff debut for Rochester, appearing in six games as Rochester was topped by Abbotsford in the opening round.



JEROME SAMSON 71



Right Wing • Shoots Right
6'0" • 195 lbs.
9/4/87 • Greenfield Park, Que.

Acquired: 7/2/07, signed as a free agent
2010-11 Teams: Charlotte (AHL), Carolina (NHL)
Drafted: Undrafted

HIGHLIGHTS

NHL FIRSTS:

Game: 1/7/10; 4-2 CAR L at NSH
Point: 1/7/10; 4-2 CAR L at NSH (assist)
Goal: None

NHL HIGHS:

Goals: None
Assists: 1-4x (Last: 2/26/11; 4-3 CAR L at MTL)
Points: 1-4x (Last: 2/26/11; 4-3 CAR L at MTL)
Penalty Min: 4 (3/13/10; 4-0 CAR L vs. PHX)

NHL STREAKS:

Goal Streak: None
Assist Streak: None
Point Streak: None

CAREER STATS

YEAR	TEAM	LEAGUE	REGULAR SEASON					PLAYOFFS				
			GP	G	A	TP	PIM	GP	G	A	TP	PIM
2004-05	Moncton	QMJHL	63	6	11	17	22	12	1	4	5	8
2005-06	Moncton	QMJHL	62	20	32	52	46	21	6	12	18	15
2006-07 (a)	Moncton	QMJHL	38	19	33	52	20	—	—	—	—	—
	Val-d'Or	QMJHL	33	25	22	47	16	20	14	12	26	10
2007-08	Albany	AHL	65	21	18	39	38	7	1	1	2	2
2008-09	Albany	AHL	70	22	32	54	56	—	—	—	—	—
2009-10	Albany	AHL	74	37	41	78	66	8	6	3	9	8
	Carolina	NHL	7	0	2	2	10	—	—	—	—	—
2010-11	Charlotte	AHL	53	26	28	54	44	—	—	—	—	—
	Carolina	NHL	23	0	2	2	0	—	—	—	—	—
NHL Totals (2 Seasons)			30	0	4	4	10	—	—	—	—	—

(a) July 2, 2007—Signed by the Carolina Hurricanes to a three-year, entry-level contract.

2010-11 SEASON


Completed his second NHL season, splitting the year between Carolina (NHL) and Charlotte (AHL)... Earned two points (0g, 2a) in 23 NHL games with the Hurricanes, establishing a new career high for NHL games played in a season... Totaled 54 points (26g, 28a) in 53 games for Charlotte on the AHL level... Ranked fifth in the AHL in shots (245), despite not playing in the league from 2/12 until the season's conclusion... Was tied for first among Charlotte Checkers skaters in game-winning goals (4)... Assisted on Ruutu's goal and was (even) in 12:52 of ice time at MTL (2/26)... Earned his first NHL point of the season with an assist on Dwyer's goal vs. NJ (2/19)... Made his NHL season debut and was (even) in 8:05 of ice time at ATL (2/13)... Recalled for the first

time this season on 2/13, and would remain with the Hurricanes for the rest of the regular season... Led Charlotte with 26 goals and 54 points, and was tied for first on the team with 28 assists at the time of his recall... Ranked first in AHL in shots (245), third in goals (26) and fourth in points (54) in 53 games played at the time of his recall... Played in his first career AHL All-Star Game at Hershey (1/31)... Became the first player in the AHL to reach 20 goals this season on 1/7... Found the net in four consecutive AHL games from 10/10-10/17... Scored the first game-winning goal in Charlotte's AHL history at Springfield (10/10)... Was a healthy extra on the NHL level for three games (2/25, 3/11-3/12).

CAREER

Originally signed by the Hurricanes as an undrafted free agent in July 2007... Is currently in the second year of a two-year contract signed on June 22, 2010... Totaled 225 points (106g, 119a) in 262 career American Hockey League (AHL) games entering the 2011-12 season... **2004-05:** Earned 17 points (6g, 11a) in 63 games during his first season of junior hockey with Moncton of the Quebec Major Junior Hockey League (QMJHL)... **2005-06:** Ranked eighth among Moncton skaters in points (52) and seventh in goals (20) in 62 regular-season games... Team was coached by Ted Nolan and included future NHL players Keith Yandle, Brad Marchand and Philippe Dupuis... Was tied for sixth on the team in playoff scoring with 18 points (6g, 12a), helping the Wildcats capture the QMJHL Championship (President's Cup) and a berth in the Memorial Cup... Won the George Parsons Trophy (sportsmanship) at the Memorial Cup... Past winners of the Parsons Trophy include Dale Hawerchuk, Jarome Iginla and Ray Whitney... **2006-07:** Ranked eighth in the QMJHL in goals (44), 15th in assists (55) and 10th in scoring with 99 points, splitting his final season of junior hockey between Moncton and Val-d'Or... Ranked second among QMJHL skaters in goals (14) and fifth in points (26) during the 2007 QMJHL playoffs, helping Val-d'Or advance to the President's Cup Final before falling to Lewiston... Completed his three-year junior hockey career with 70 goals, 98 assists (168 points) and 104 penalty minutes in 196 regular-season games and 49 points (21g, 28a) in 53 career QMJHL playoff games... **2007-08:** Completed his first professional season, spending the entire year with Albany (AHL)... Made his AHL debut in Albany's season opener at Binghamton (10/6), scoring his first professional goal, which was Albany's first goal of the season... Earned his first professional assist and had his first multi-point effort vs. Manchester

(10/19)... Netted his 20th goal of the season with a power-play tally vs. Bridgeport (2/22)... Played in all seven of Albany's Calder Cup playoff games, earning a goal and an assist in his AHL playoff debut in Game 1 vs. Philadelphia (4/16)... **2008-09:** Reached the 20-goal mark for the second consecutive AHL season, totaling 22 goals and 32 assists (54 points) in 70 games with Albany... Was tied for team lead in points (54)... Played his 100th career AHL game and scored a goal vs. Rochester (1/24)... Extended his point streak to a team-season-high seven games with a goal at Syracuse (2/28)... Scored his 20th goal of the season vs. Wilkes-Barre/Scranton (3/16)... **2009-10:** Skated in his first NHL season, earning two assists in seven games on the NHL level... Led Albany in goals (37), assists (41) and points (78)... Was tied for second in the AHL in goals (37) and tied for fourth in points (78)... Was named to the AHL's First All-Star Team... Recalled to the NHL for the first time on 1/7... Made his NHL debut and earned an assist during his first shift on Rod Brind'Amour's goal at NSH (1/7)... Had a four-point night (1g, 3a) for Albany vs. Binghamton (3/2), also extending his point streak to a team-season-high eight games... Was named the Reebok/AHL Player of the Week for the week ending March 7, after totaling seven points (3g, 4a) in three games... Earned his first career professional hat trick and added an assist at Adirondack (3/24)... Was honored as the AHL's Player of the Month for March, after notching 24 points (10g, 14a) in 12 games for the Rats... Skated in Carolina's final game of the year at BOS (4/10), before being reassigned to Albany for the playoffs... Played all eight of Albany's Calder Cup Playoff games, sharing the team lead with nine points (6g, 3a)... Had a six-game playoff point streak from 4/18 at Wilkes-Barre/Scranton until the Rats' playoff finale vs. Hershey (4/29).



BOBBY SANGUINETTI 24



Defenseman • Shoots Right
6'3" • 190 lbs.
2/29/88 • Trenton, NJ

Acquired: 6/26/10, Trade with NYR
2010-11 Team: Charlotte (AHL)
Drafted: NY Rangers 2006 (1-21-1)

HIGHLIGHTS

NHL FIRSTS:

Game: 11/27/09; 5-1 NYR loss at TB
Point: None
Goal: None

NHL HIGHS:

Goals: None
Assists: None
Points: None
Penalty Min: 2-2x (Last: 12/17/09: 5-2 NYR W at NYI)

NHL STREAKS:

Goal Streak: None
Assist Streak: None
Point Streak: None

CAREER STATS

YEAR	TEAM	LEAGUE	REGULAR SEASON					PLAYOFFS				
			GP	G	A	TP	PIM	GP	G	A	TP	PIM
2003-04	Lawrenceville	NJ High School	26	4	17	21	—	—	—	—	—	
2004-05	Owen Sound	OHL	67	4	20	24	12	5	0	2	2	0
2005-06 (a)	Owen Sound	OHL	68	14	51	65	44	11	5	10	15	4
2006-07	Owen Sound	OHL	67	23	30	53	48	7	0	1	1	2
	Hartford	AHL	5	0	3	3	2	7	0	1	1	2
2007-08	Brampton	OHL	61	29	41	70	38	5	1	3	4	10
	Hartford	AHL	6	0	1	1	2	7	0	1	1	2
2008-09	United States	WJC	6	1	2	3	0	—	—	—	—	—
	Hartford	AHL	78	6	36	42	42	6	1	4	5	6
2009-10 (b)	NY Rangers	NHL	5	0	0	0	4	—	—	—	—	—
	Hartford	AHL	61	9	29	38	22	—	—	—	—	—
2010-11	Charlotte	AHL	31	3	12	15	6	10	0	2	2	6
NHL TOTALS (1 Season)			5	0	0	0	4	—	—	—	—	—

(a) June 24, 2006—Selected by the New York Rangers in the 2006 NHL Entry Draft. First Rangers pick, 21st overall, first round.

(b) June 26, 2010—Acquired by the Carolina Hurricanes from the New York Rangers in exchange for a sixth-round pick in the 2010 NHL Entry Draft and a second-round pick in the 2012 NHL Entry Draft.

2010-11 SEASON

Completed his third full professional season, spending the majority of the season with Charlotte of the American Hockey League (AHL)... Totaled 15 points (3g, 12a) in 31 AHL games for the Checkers, with six of his 15 points coming on the power play... Began the season in the NHL with the Hurricanes, accompanying the team to Russia and

Finland, but did not appear in either game against Minnesota at the 2010 NHL Premiere in Helsinki... Assigned to Charlotte on 10/10, and earned a pair of assists vs. Bridgeport (10/11)... Scored the overtime game-winner vs. Adirondack (11/19)... Missed 47 consecutive games due to injury before returning to action at Bridgeport (3/16).

2011 PLAYOFFS

Earned a pair of assists in 10 Calder Cup Playoff games for Charlotte, as the Checkers

advanced to the Eastern Conference Final before falling to Binghamton.

CAREER

Is in his second NHL season and first with the Hurricanes... Had skated in five career NHL games, all with the Rangers, entering the 2011-12 season... Had 99 points (18g, 81a) in 181 career AHL games with Hartford and Charlotte... Acquired by Carolina on 6/26/10 from the New York Rangers in exchange for a sixth-round pick in the 2010 NHL Entry Draft and a second-round pick in the 2011 NHL Entry Draft... Represented the United States at the 2008 World U-20 Championship in the Czech Republic, registering one goal and two assists (3 points) and a plus-one rating in six games... Tied for eighth in scoring (3 points) among tournament defensemen... **2004-05:** Completed his first season of junior hockey in the Ontario Hockey League (OHL), skating in 67 games for Owen Sound... Ranked second among team defensemen in points (24) and assists (20)... **2005-06:** Ranked fourth among OHL defensemen in points (65) and third in assists (51), playing 68 games with Owen Sound... Led all Attack defensemen in points, assists, and power-play goals (8)... Recorded 16 multi-point performances... Also ranked first on the club in playoff points (15), assists (10) and plus-minus rating (+2)... Tied for second on the team in post-season goals (5), and tied for first in power-play goals (4)... **2006-07:** Led all OHL defensemen in power-play goals (18), ranked second in goals (23) and 10th in points (53)... Named a 2007 OHL Western Conference All Star... Recorded 15 multi-point games for Owen Sound... Joined Hartford (AHL) at the end of his junior season and made his professional debut vs. Portland (4/4)... Tallied his first professional point with an assist vs. Albany (4/8)... **2007-08:** Skated in 61 OHL games with Brampton, and ranked third on the team in goals (29) and points (70), and fourth in assists (41)... Also led Battalion and tied for 11th in the OHL with 17 power-play goals... Ranked first among OHL defensemen in

goals and second in points... Selected to an OHL Conference All-Star Team for the third season... Notched a game-high two goals at the OHL All-Star Classic in Sault Ste. Marie on 2/6 to earn Player of the Game honors... Named OHL Defenseman of the Month for February... Also led the Battalion in playoff assists (3) and ranked second in playoff scoring (4 points)... Joined Hartford at the completion of Brampton's season, collecting one assist in six games... **2008-09:** Led all Wolf Pack defensemen in points (42) and assists (36)... His 36 assists also set a new Hartford franchise record for most assists by a rookie defenseman... Finished fourth on the team overall in assists and tied for fourth on the club in points... Tied for fifth among AHL rookies in assists and tied for 11th in points among all league defensemen... Selected to participate in the AHL All-Star Classic... Notched his first professional goal on Oct. 24 against Philadelphia... Led the Wolf Pack in playoff points (5) and assists (4)... **2009-10:** Skated in his first NHL season, appearing in five games with the New York Rangers... Also played 61 AHL games with Hartford, establishing an AHL career high with nine goals... Made his NHL debut at TB (11/27)... Led all Wolf Pack defensemen in goals (9), tied for first in points (38), and ranked second in assists (29)... Ranked third among Hartford skaters in assists and tied for sixth in points... Had eight multi-point games... Selected to participate in AHL All-Star Classic for the second consecutive year, and registered one assist for PlanetUSA... Set an event record in the Reebok Fastest Skater competition at the 2010 Ducks Unlimited AHL Skills Competition with a time of 13.677... Recorded eight points (4g, 4a) in a four-game span from 10/31 vs. Providence to 11/7 at Bridgeport, including a four-point performance vs. Providence 10/31: 2g, 2a).



BRETT SUTTER 42



Left Wing • Shoots Left
6'0" • 200 lbs.
6/2/87 • Viking, Alb.

Acquired: 11/17/10, trade with Calgary
2010-11 Teams: Carolina/Calgary (NHL), Charlotte (AHL)
Drafted: Calgary 2005 (7-179-6)

HIGHLIGHTS

NHL FIRSTS:

Game: 12/23/08; 4-3 CGY W vs. ANA
Point: 12/23/08; 4-3 CGY W vs. ANA (goal)
Goal: 12/23/08; 4-3 CGY W vs. ANA (Giguere)

NHL HIGHS:

Goals: 1 (12/23/08; 4-3 CGY W vs. ANA)
Assists: 1 (10/10/10; 3-1 CGY W vs. LA)
Points: 1-2x (10/10/10; 3-1 CGY W vs. LA)
Penalty Min: 5-2x (Last: 10/7/10; 4-0 CGY L at EDM)

NHL STREAKS:

Goal Streak: None
Assist Streak: None
Point Streak: None

CAREER STATS

YEAR	TEAM	LEAGUE	REGULAR SEASON					PLAYOFFS				
			GP	G	A	TP	PIM	GP	G	A	TP	PIM
2003-04	Kootenay	WHL	44	5	7	12	26	4	0	0	0	4
2004-05 (a)	Kootenay	WHL	70	8	11	19	70	16	1	2	3	16
2005-06	Kootenay	WHL	16	8	7	15	21	—	—	—	—	—
	Red Deer	WHL	57	9	26	35	80	—	—	—	—	—
2006-07	Red Deer	WHL	67	28	29	57	77	7	3	4	7	11
2007-08	Quad City	AHL	75	4	6	10	63	—	—	—	—	—
2008-09	Calgary	NHL	4	1	0	1	2	—	—	—	—	—
	Quad City	AHL	71	10	15	25	50	—	—	—	—	—
2009-10	Calgary	NHL	10	0	0	0	5	—	—	—	—	—
	Abbotsford	AHL	66	9	15	24	69	13	4	7	11	20
2010-11 (b)	Calgary	NHL	4	0	1	1	5	—	—	—	—	—
	Carolina	NHL	1	0	0	0	0	—	—	—	—	—
	Charlotte	AHL	60	9	12	21	84	16	4	10	14	15
Hurricanes Totals (1 Season)			1	0	0	0	0	—	—	—	—	—
NHL Totals (3 Season)			19	1	1	2	12	—	—	—	—	—

(a) July 30, 2005—Selected by the Calgary Flames in the 2005 NHL Entry Draft. Seventh Flames pick, 179th overall, sixth round.
(b) Nov. 17, 2010—Acquired by the Carolina Hurricanes from the Calgary Flames along with Ian White in exchange for Tom Kostopoulos and Anton Babchuk.

2010-11 SEASON

Completed his third NHL season and first with the Hurricanes... Skated in five NHL games, earning one assist... Totaled 21 points (9g, 12a) in 60 games for Charlotte on the AHL level... Served his only stint with Carolina from 2/11-2/13... Made his Hurricanes debut and was (even) in 4:09 of ice time at TB (2/12)... Played in 60 of Charlotte's final 61 games following the trade... Had a four-game AHL point streak from 1/7-1/13 (3g, 3a)... Netted a pair of goals vs. Manchester (1/13)... Made his

Charlotte debut vs. Adirondack (11/19) and scored his first Checkers goal vs. Syracuse (12/6)... Acquired from Calgary along with Ian White on 11/17 in exchange for Tom Kostopoulos and Anton Babchuk... Earned a spot on the Calgary roster out of training camp, but appeared in just four of 16 games prior to the trade... Earned his only NHL point of the season with an assist for Calgary vs. LA (10/10)... Made his season debut and sparred with Colin Fraser vs. EDM (10/7).

2011 PLAYOFFS

Skated in all 16 Calder Cup Playoff games for Charlotte, as the Checkers advanced to the Eastern Conference Final before falling to Binghamton... Led Checkers skaters in

points (14) and assists (10)... Scored the overtime, game-winning goal in Game 3 of the East Division Final vs. Wilkes-Barre/Scranton (5/2).

CAREER

Is in his fourth NHL season and second with the Hurricanes... Had 80 points (32g, 48a) in 272 career American Hockey League (AHL) games entering 2011-12... Acquired by Carolina from Calgary along with Ian White on 11/17/10 in exchange for Anton Babchuk and Tom Kostopoulos... Signed a one-year contract with the Hurricanes on 7/15/11... Was drafted by the Flames in the sixth round of the 2005 NHL Entry Draft...
2003-04: Played his first season of major junior hockey with the Kootenay Ice of the Western Hockey League (WHL)... Totaled five goals and seven assists (12 points) in 44 games... Skated in all four playoff games for Kootenay as the Ice were swept by eventual Memorial Cup champion Kelowna...
2004-05: Notched 19 points (8g, 11a) in 70 regular-season games for Kootenay... Earned three points (1g, 2a) in 16 playoff games, as the Ice advanced to the Western Conference Final before falling to Kelowna in six games...
2005-06: Split the season between Kootenay and Red Deer, finishing the season as Red Deer's leading scorer with 50 points (17g, 33a) in 73 games... Was teammates with his cousin and current Hurricanes center Brandon Sutter with Red Deer, and was coached by his uncle, Brent...
2006-07: Completed his fourth WHL season, serving as captain for Red Deer... Was second among Rebels skaters in goals (28) and tied with his cousin Brandon for third on the team in points (57)... Was second among Rebels skaters with seven points (3g, 4a) in seven playoff games, as Red Deer

fell to Medicine Hat in the opening round... Completed his junior hockey career with 138 points (58g, 80a) and 274 penalty minutes in 254 regular-season games...
2007-08: Completed his first professional season, spending the entire season with Quad City (AHL)... Totaled 10 points (4g, 6a) and 63 penalty minutes in 75 games... Made his AHL debut and earned his first professional point (assist) vs. Rockford (10/6)... Netted his first AHL goal at Iowa (11/17)...
2008-09: Spent the majority of the season with Quad City (AHL), also appearing in his first NHL season with Calgary... Had 25 points (10g, 15a) in 71 games on the AHL level, and scored one goal in four NHL games with the Flames... Began the season with Quad City, tallying seven points (1g, 6a) in 28 games before earning his first NHL recall on 12/22... Made his NHL debut and beat Jean-Sebastien Giguere for his first NHL goal vs. ANA (12/23)... Skated in three more NHL games before being reassigned to Quad City for the remainder of the season...
2009-10: Again split the season between Calgary's AHL and NHL teams... Appeared in 10 NHL games with the Flames, totaling five penalty minutes... Earned 24 points (9g, 15a) in 66 games for the Abbotsford Heat on the AHL level... Served as an alternate captain for Abbotsford... Led the Heat in playoff scoring with 11 points (4g, 7a) in 13 games as Abbotsford topped Rochester before falling to Hamilton in the division finals.

2011 NHL DRAFT



Twelfth overall pick Ryan Murphy of the Carolina Hurricanes signs an autograph during the 2011 NHL Entry Draft at Xcel Energy Center on June 24, 2011, in St. Paul, MN.



Ryan Murphy poses with Jim Rutherford, Ron Francis, Tony MacDonald, Jason Karmanos and Paul Maurice after being selected 12th overall in the 2011 NHL Entry Draft.

The Carolina Hurricanes selected defenseman Ryan Murphy of the Ontario Hockey League's Kitchener Rangers with the 12th pick in the first round of the 2011 NHL Entry Draft on June 24, 2011, at Xcel Energy Center in St. Paul, MN.

Murphy, 18, completed his second OHL season in 2010-11, ranking second among all Ontario Hockey League defensemen with 79 points (26g, 53a) in 63 regular-season games. The Aurora, Ont., native's 26 goals led all OHL blue liners and ranked second among defensemen across all three of Canada's major-junior leagues. His 53 assists ranked tied for second among OHL defensemen. Murphy posted 33 assists last season when Kitchener held a manpower advantage, ranking third among OHL skaters in that category. He was named OHL defenseman of the month after posting 18 points in October 2010.

The Hurricanes selected five players in rounds 2-7 on June 25, 2011, to round out their 2011 draft class.

In the second round, Carolina chose Swedish center Victor Rask (6'0", 196 lbs.) with the 42nd overall pick. Rask, 18, scored five goals and earned six assists (11 points), while playing in 37 games with Leksand of Sweden's second professional division in 2010-11. He also picked up five assists in two games with Leksand's under-20 junior team, and scored three goals and earned two assists (5 points) for Leksand's under-18 junior squad. At the 2011 International Ice Hockey Federation World Under-18 Championship in April, he scored two goals, earned three assists (5 points) and posted a plus-5 plus/minus rating in six games. A coaches' vote resulted in the Leksand, Sweden, native's selection as one of his team's top three players, as Team Sweden finished the tournament second behind the United States.

In the third round, the Hurricanes used the 73rd overall pick to select defenseman Keegan Lowe (6'1", 173 lbs.) from the Edmonton Oil Kings of the Western Hockey League (WHL). The Greenwich, CT, native scored two goals, earned 22 assists (24 points) and accumulated 123 penalty minutes in 71 regular-season games in 2010-11. His plus-33 plus/minus rating in the regular season led all Oil Kings skaters, ranked tied for 16th in the WHL and was a plus-49 improvement from his minus-16 rating in 2009-10. Lowe (6'1", 173 lbs.) is the son of six-time Stanley Cup champion and Edmonton Oilers President of Hockey Operations Kevin Lowe. In August 2010, Lowe played for Team USA at the Ivan Hlinka Memorial Under-18 Tournament in the Czech Republic and Slovakia, as the Americans finished second to Canada.

Carolina used its fourth-round pick (103rd overall) to select center Gregory Hofmann from Ambri of the Swiss National League. Hofmann, 18, scored three goals and earned nine assists (12 points) while playing in 41 of Ambri's 50 regular-season games in Switzerland's top professional league. The Neuenburg, Switzerland, native also notched two goals in two games with Ambri's junior club in 2010-11, and ranked 11th among European skaters in the NHL Central Scouting final rankings.

Having traded their fifth-round pick, the Hurricanes waited until the sixth round to pick goaltender Matt Mahalak from the Plymouth Whalers of the Ontario Hockey League (OHL). Mahalak, 18, completed his first season of major-junior hockey in 2010-11, earning an 8-8-4 record, a 3.08 goals-against average and a .908 save percentage in 21 regular-season games with the Whalers. The Monroe, MI, native saw action in two OHL playoff games in 2011, posting a 0-1 record, a 3.00 goals-against average and a .913 save percentage. Mahalak (6'2", 183 lbs.) shared the Whalers' net with New Jersey Devils 2010 third-round (84th overall) draft pick Scott Wedgewood. Mahalak ranked eighth among North American goaltenders in Central Scouting's final rankings.

The Hurricanes wrapped up the 2011 NHL Entry Draft by selecting Lethbridge Hurricanes center Brody Sutter (6'4", 220 lbs.) with the 193rd overall pick. The 19-year-old Viking, Alb., native scored 18 goals and earned 24 assists (42 points) in 2010-11, to rank fourth among Hurricanes skaters despite playing in just 46 of his team's 72 regular-season games. Sutter (6'4", 200 lbs.) is the cousin of Carolina Hurricanes center Brandon Sutter, as well as Brett Sutter, who joined the Carolina organization via a trade with Calgary in 2010-11.

Carolina Hurricanes 2011 NHL Entry Draft Selections

Rd	Pick #	Name	Ht.	Wt.	Pos.	Team (League)
1	12	Ryan Murphy	5'11"	176	D	Kitchener (OHL)
2	42	Victor Rask	6'1"	189	C	Lekand (Swe. Jr.)
3	73	Keegan Lowe	6'1"	173	D	Edmonton (WHL)
4	103	Gregory Hofmann	6'0"	175	C	Ambri (Swiss)
6	163	Matt Mahalak	6'2"	183	G	Plymouth (OHL)
7	193	Brody Sutter	6'4"	190	C	Lethbridge (WHL)



MARK ALT

Defenseman • Shoots Right
6'4" • 201 lbs.
10/18/91 • Kansas City, MO

Acquired: 2010 NHL Entry Draft
2010-11 Team: Minnesota (WCHA)
Drafted: Carolina 2010 (3-53-2)

CAREER

Had 10 points (2g, 8a) and 22 penalty minutes in 35 career NCAA games entering 2011-12... Was the No. 37-ranked North American skater in the 2010 NHL Entry Draft... Attended the United States National Junior Team Evaluation Camp in the summer of 2010... Totaled 18 goals and 35 assists (53 points) in 67 high school games with Cretin-Derham Hall between 2007-2010... Earned second-team all-state honors and was a finalist for the Minnesota Mr. Hockey Award after notching 20 points (6g, 14a) in 24 games for Cretin-Derham Hall in 2009-10... Declined an offer to play football at the University of Iowa to continue his hockey career... As Cretin-Derham Hall's quarterback, he was named Minnesota's Most Outstanding High School Football Player in 2009 after leading the Raiders to the state football championship... Had 1,956 yards passing and 26 touchdown passes, despite missing three games due to injury... It was

Cretin-Derham Hall's first state football title since baseball player Joe Mauer quarterbacked the Raiders to the title in 1999... His father, John, played 12 NFL seasons as an offensive lineman for the Kansas City Chiefs... **2010-11:** Completed his freshman season at the University of Minnesota, ranking fourth among Gophers blueliners in scoring with 10 points (2g, 8a)... Played in 35 consecutive games after not playing the first game of the season... Minnesota was 6-1-2 when he had a point... Made his collegiate debut vs. Massachusetts (10/9), earning his first point with an assist on the game winner... Scored his first college goal at No. 2 North Dakota (1/15)... Was even or better in 12 consecutive games from 11/20-1/28, earning a (+6) rating during that span... Had a career-best two assists and was (+2) vs. No. 4 Denver (2/12)... Netted a goal and had 12 of his 22 penalty minutes for the season vs. Michigan Tech (2/26).

CAREER STATS

YEAR	TEAM	LEAGUE	REGULAR SEASON					PLAYOFFS				
			GP	G	A	TP	PIM	GP	G	A	TP	PIM
2007-08	Cretin-Derham	High-MN	17	1	5	6	4	-	-	-	-	-
2008-09	Cretin-Derham	High-MN	26	11	16	27	10	-	-	-	-	-
2009-10 (a, b)	Cretin-Derham	High-MN	24	6	14	20	12	-	-	-	-	-
	Team Northeast	UMHSEL	24	13	9	22	-	-	-	-	-	-
2010-11	Minnesota	WCHA	35	2	8	10	22	-	-	-	-	-
WCHA Totals (1 season)			35	2	8	10	22	-	-	-	-	-

(a) Committed to play hockey at the University of Minnesota.

(b) June 26, 2010—Selected by the Carolina Hurricanes in the 2010 NHL Entry Draft. Third Hurricanes pick, 53rd overall, second round.



FREDERIK ANDERSEN

Goaltender • Catches Left
6'4" • 225 lbs.
10/2/89 • Herning, Denmark

Acquired: 2010 NHL Entry Draft
2010-11 Team: Frederikshavn (Denmark)
Drafted: Carolina 2010 (8-187-7)

CAREER


Had a 2.37 goals-against average and 10 shutouts in 88 games over three seasons in Denmark's top league, AL Bank Ligaen... Signed to play for Frolunda in the Swedish Elite League (SEL) in 2011-12... Has represented Denmark in several international competitions, including the 2010 and 2011 IIHF World Championships... Played for the Danes in the 2006 and 2007 U-18 WJC Division I B tournaments, going a perfect 4-0 with a 1.25 goals-against average and .937 save percentage as Denmark won the tournament in 2007... Was named to Denmark's U-20 national team in 2007 but did not participate in the tournament... Made his debut in the main draw of the World Junior Championship for Denmark in 2008... With Denmark relegated to WJC Division I in 2009, he played all but 56 seconds of the tournament, going 4-1 with a 2.01 goals-against average and .899 save percentage... Was also named to the men's team for the 2009 IIHF World Championship, but did not see action... Made his debut with the men's team in the 2010 IIHF

World Championship, going 1-1, including a 36-save effort in a 4-1 upset victory against Finland... Was 0-2 with a 3.41 goals-against average and .910 save percentage at the 2011 IIHF World Championship... Led the Danish league in save percentage (.913) in 2010-11... Scored a goal during the 2011 Danish league playoffs, finding the empty net vs. Rodovre... His father, Ernst, is also a former goaltender for Denmark's national team... **2010-11:** Ranked fourth in the Danish league in goals-against average (2.49) and save percentage (.920), playing in 36 regular-season games for Frederikshavn... Earned shutouts vs. Odense (11/17), Hvidovre (10/14) and SønderjyskE (10/5)... Also played 11 playoff games for the White Hawks, earning a 2.34 goals-against average and .939 save percentage... Ranked second among league netminders in playoff goals-against average and third in playoff save percentage.

CAREER STATS

YEAR	TEAM	LEAGUE	REGULAR SEASON						PLAYOFFS					
			GP	MIN	GA	SO	GAA	W-L-OT	GP	MIN	GA	SO	GAA	W-L
2007-08	Herning IK Jr.	Den-Jr.	17	-	-	-	-	-	-	-	-	-	-	-
2008-09	Herning IK	Den-2	0	-	-	-	-	-	-	-	-	-	-	-
	Herning IK	Den-2	1	-	-	-	-	-	-	-	-	-	-	-
2009-10 (a)	Herning Blue Fox	Denmark	22	1249	51	1	2.45	-	-	-	-	-	-	-
	Frederikshavn	Denmark	30	1754	64	6	2.19	-	10	607	29	0	2.86	-
2010-11	Frederikshavn	Denmark	36	1953	81	3	2.49	-	11	666	26	-	2.34	-
DEN Totals (3 seasons)			88	4956	196	10	2.37	-	21	1273	55	0	2.59	-

(a) June 26, 2010—Selected by the Carolina Hurricanes in the 2010 NHL Entry Draft. Eighth Hurricanes pick, 187th overall, seventh round.



BRETT BELLEMORE

Defenseman • Shoots Right
6'4" • 205 lbs.
6/25/88 • Windsor, Ont.

Acquired: 2007 NHL Entry Draft
2010-11 Team: Charlotte (AHL)
Drafted: Carolina 2007 (5-162-6)

CAREER

Signed a two-year, two-way contract with the Hurricanes on 7/8/11... Totaled three goals, 14 assists (17 points) and 165 penalty minutes in 156 career American Hockey League (AHL) games with Albany and Charlotte entering 2011-12... Completed his Ontario Hockey League (OHL) career with 48 points (8g, 40a) and 175 penalty minutes in 181 career games with Plymouth... Made his OHL debut in 2005 in Plymouth's season opener at Saginaw (9/21/05)... Finished the 2006-07 season ranked top among all Canadian Hockey League and Ontario Hockey League skaters with a (+48) plus/minus rating... Was named Plymouth's Most Improved Player in 2006-07... Had six assists in 25 playoff and Memorial Cup games for the Whalers as Plymouth captured the 2007 OHL Championship before falling to Vancouver in the Memorial Cup final... Scored an OHL-career-high 24 points (6g, 18a) for Plymouth in 2007-08, after missing the first 12 games of the season due to offseason shoulder surgery... Made his professional debut with Albany at Wilkes-Barre/Scranton (3/31/08)... Began the 2008-09 season with Albany, playing in six


games before being reassigned to Plymouth (OHL) on 11/5... Was named the OHL Western Conference's Best Defensive Defenseman for 2008-09 in a coaches' poll... Completed his first full professional season with Albany in 2009-10, totaling seven points (1g, 6a) and 81 penalty minutes in 75 games... Earned his first pro point with an assist vs. Adirondack (10/17/09)... Scored his first career professional goal, an empty-net tally from behind his own goal line, for the eventual game winner at Rochester (1/29/10)... **2010-11:** Earned AHL career highs in goals (2), assists (8) and points (10), skating in 71 games for Charlotte... Earned his only multi-point game of the season vs. Manchester (1/14)... Scored the game-winning goal vs. Albany (2/13)... Missed nine games due to injury... Played all 16 of Charlotte's playoff games, earning two points (1g, 1a), as the Checkers advanced to the Eastern Conference Final before falling to Binghamton.

CAREER STATS

YEAR	TEAM	LEAGUE	REGULAR SEASON					PLAYOFFS				
			GP	G	A	TP	PIM	GP	G	A	TP	PIM
2005-06	Plymouth	OHL	46	0	0	0	16	10	0	0	0	0
2006-07 (a)	Plymouth	OHL	50	0	12	12	50	20	0	5	5	28
2007-08 (b)	Plymouth	OHL	56	6	18	24	70	4	0	2	2	8
	Albany	AHL	4	0	0	0	6	5	0	0	0	6
2008-09	Plymouth	OHL	29	2	10	12	39	11	1	2	3	16
	Albany	AHL	6	0	0	0	4	-	-	-	-	-
2009-10	Albany	AHL	75	1	6	7	81	8	0	1	1	2
2010-11	Charlotte	AHL	71	2	8	10	74	16	1	1	2	12
AHL Totals (4 Seasons)			156	3	14	17	165	29	1	2	3	20

(a) June 23, 2007—Selected by the Carolina Hurricanes in the 2007 NHL Entry Draft. Fifth Hurricanes pick, 162nd overall, sixth round.

(b) May 15, 2008—Signed a three-year, entry-level contract with the Carolina Hurricanes.



DANNY BIEGA

Defenseman • Shoots Right
6'0" • 200 lbs.
9/29/91 • Montreal, Que.

Acquired: 2010 NHL Entry Draft
2010-11 Team: Harvard (ECAC)
Drafted: Carolina 2010 (4-67-3)

CAREER

Had 39 points (16g, 23a) and 81 penalty minutes in 66 career collegiate games with Harvard entering the 2011-12 season... Spent two seasons at Salisbury School (CT) prior to his freshman season at Harvard... Captained Salisbury School to a New England prep title in 2009... Was named Defenseman of the Year and a New England Prep All-Star... Also lettered in soccer and crew at Salisbury School... Led Harvard defensemen with five goals in 32 games during his freshman season with the Crimson in 2009-10... Was teammates with his older brothers, Alex and Michael, marking the second time in Harvard history three brothers played on the same squad... Was named ECAC Rookie of the Week on 3/8/10... Netted his first career collegiate goal on an empty net against Union (1/22/10)... Earned his first college point with an assist vs. Quinnipiac (12/29/09)... Made his collegiate debut in Harvard's season-opening victory at Dartmouth (10/30/09)... **2010-11:** Was named a first-team All-Ivy League, second-team ECAC All-League and New England All-Star selection after totaling 30 points (11g, 19a) during his sophomore

season at Harvard... Received the John Tudor Memorial Cup as Harvard's Most Valuable Player... Led all Crimson skaters in points and assists and tied for second on the team in goals... Was one of three defensemen in the nation to lead his team in scoring, and the only one to also rank among team's top three in plus/minus (+2)... Ranked seventh among all NCAA defensemen in points per game (0.88)... Led ECAC defensemen in points (21) and goals (9) and ranked second in assists (12) in 22 league games... Was the first defenseman to lead Harvard in scoring since Mark Fusco in 1981-82, and earned the highest point total for a Crimson blueliner since Sean McCann in 1993-94... Named Inside College Hockey Player of the Week (2/21), ECAC Hockey Player of the Week (2/22) and College Hockey Player of the Week (2/21) after totaling seven points (3g, 4a) in three games... Netted tie-breaking goal and earned a pair of assists at Cornell (2/18)... Had a goal and two assists and was (+3) in Harvard's win vs. No. 15 Boston University in the Beanpot consolation game... Earned his first career hat trick vs. Colgate (1/28).

CAREER STATS

YEAR	TEAM	LEAGUE	REGULAR SEASON					PLAYOFFS				
			GP	G	A	TP	PIM	GP	G	A	TP	PIM
2007-08	Salisbury School	High-CT	26	4	13	17	-	-	-	-	-	-
2008-09	Salisbury School	High-CT	29	8	14	22	-	-	-	-	-	-
2009-10 (a)	Harvard	ECAC	32	5	4	9	47	-	-	-	-	-
2010-11	Harvard	ECAC	34	11	19	30	34	-	-	-	-	-
ECAC Totals (2 seasons)			66	16	23	39	81	-	-	-	-	-

(a) June 26, 2010—Selected by the Carolina Hurricanes in the 2010 NHL Entry Draft. Fourth Hurricanes pick, 67th overall, third round.



NICOLAS BLANCHARD

Left Wing • Shoots Left
6'3" • 200 lbs.
5/31/87 • Granby, Que.

Acquired: 2005 NHL Entry Draft
2010-11 Team: Charlotte (AHL)
Drafted: Carolina 2005 (8-192-6)

CAREER


Signed a two-year, two-way contract with Carolina on 7/7/10... Had 85 points (41g, 44a) and 476 penalty minutes in 274 career regular-season American Hockey League (AHL) games heading into 2011-12... Scored 50 goals and earned 90 assists (140 points) in 191 regular-season games over three seasons with Chicoutimi of the Quebec Major Junior Hockey League (QMJHL) from 2004-2007... Posted 22 goals and 35 assists (57 points) in 62 games during his final junior season with Chicoutimi in 2006-07... Made his professional debut with Albany (AHL) on 4/4/07, and notched his first AHL goal with the River Rats on 4/11/07... Completed his first full professional season with Albany (AHL) in 2007-08, notching 23 points (11g, 12a) in 64 games... Had 19 points (7g, 12a) in 55 games before having his 2008-09 season cut short when he was injured in the Albany River Rats' bus crash on 2/19/09... Totaled 22

points, including a career-high 14 goals, in 2009-10 with Albany (AHL)... Played in his 200th career AHL game vs. Adirondack (4/3/10)... **2010-11:** Earned 18 points (8g, 10a) in 72 games for Charlotte (AHL), serving as an alternate captain for the Checkers... Ranked third on the team with 101 penalty minutes... Charlotte was 7-0-0-1 when he scored a goal in the regular season and 2-0 when he found the net in the playoffs... Earned three assists vs. Manchester (1/14)... Netted game-winning goals at Norfolk (1/11) and at Hershey (2/20)... Had 10 points (2g, 8a) in 10 January games... Took Charlotte's first-ever penalty shot at home vs. Albany (2/13)... Reached the 100-penalty minute mark for the third consecutive season vs. Norfolk (4/4)... Earned five points (2g, 3a) and 16 penalty minutes in 16 Calder Cup Playoff games for the Checkers... Netted the series-clinching goal in overtime at Hershey (4/24).

CAREER STATS

YEAR	TEAM	LEAGUE	REGULAR SEASON					PLAYOFFS				
			GP	G	A	TP	PIM	GP	G	A	TP	PIM
2003-04	Antoine-Girouard	QAAA	42	24	28	52	28	13	9	6	15	4
2004-05 (a)	Chicoutimi	QMJHL	69	13	26	39	31	17	2	2	4	10
2005-06	Chicoutimi	QMJHL	60	15	29	44	51	9	1	2	3	4
2006-07 (b)	Chicoutimi	QMJHL	62	22	35	57	41	4	0	2	2	8
	Albany	AHL	7	1	2	3	2	5	0	0	0	2
2007-08	Albany	AHL	64	11	12	23	70	7	0	2	2	2
2008-09	Albany	AHL	55	7	12	19	132	—	—	—	—	—
2009-10	Albany	AHL	76	14	8	22	171	8	0	0	0	13
2010-11	Charlotte	AHL	72	8	10	18	101	16	2	3	5	16
AHL Totals (5 Seasons)			274	41	44	85	476	36	2	5	7	33

(a) July 30, 2005—Selected by the Carolina Hurricanes in the 2005 NHL Entry Draft. Eighth Hurricanes pick, 192nd overall, sixth round.
 (b) April 3, 2007—Signed a three-year, entry-level contract with the Carolina Hurricanes.



BRIAN DUMOULIN

Defenseman • Shoots Left
6'3" • 205 lbs.
9/6/91 • Biddeford, ME

Acquired: 2009 NHL Entry Draft
2010-11 Team: Boston College (H-East)
Drafted: Carolina 2009 (2-51-2)

CAREER


Had 55 points (4g, 51a) and 22 penalty minutes in 79 collegiate games for Boston College entering the 2011-12 season... Was one of the youngest players in the 2009 NHL Draft, turning 18 only nine days before the cutoff... Was rated 61st by NHL Central Scouting entering the draft... Had 13 goals and 48 assists (61 points) in 24 games for Biddeford High School in 2007-08... Notched seven goals and 23 assists (30 points) in 41 games to help lead the New Hampshire Junior Monarchs to the Eastern Junior Hockey League (EJHL) regular-season championship in 2008-09... Was named the EJHL's 2008-09 Defensive Player of the Year... Led Boston College defensemen with 21 assists and ranked second among Eagles blueliners with 22 points during his freshman season in 2009-10... Led team with a Hockey East-best plus-40 plus/minus rating, helping Boston College capture the 2010 NCAA National Championship... Was named to the 2009-10 Hockey East All-Rookie Team... Earned his first career collegiate point with an assist in a 4-4 tie at New Hampshire (11/6/09)... Netted his first collegiate goal vs. New Hampshire (3/6/10)... Earned All-Tournament honors at the 2010 NCAA Frozen Four in Detroit, after tallying three

assists and a (+4) rating in victories vs. Miami (4/8/10) and Wisconsin (4/10/10) at Ford Field... **2010-11:** Completed his sophomore season with Boston College, leading all Eagles defensemen and ranking tied for third overall on the team with 33 points (3g, 30a)... Was second among Boston College skaters in assists (30)... Led all Hockey East defensemen with 23 points (2g, 21a) in 27 league games, earning Hockey East Best Defensive Defenseman honors for the season... Was a unanimous selection to the All-Hockey East First Team... Ranked sixth among collegiate defensemen in points per game (0.89) and 14th among all NCAA skaters in assists per game (0.81)... Had 10 multi-assist games... Represented the United States at the 2011 IIHF World Junior Championship in Buffalo, helping the Americans capture the bronze medal... Led Team USA defensemen in the tournament with a (+4) rating and earned two assists in six games... Earned three assists vs. UMass-Lowell (1/22)... Also tallied three helpers in a 7-6 overtime victory against Northeastern (2/14) in the Beanpot championship game... Had five consecutive multi-assist games from 12/3-1/8, and was named Hockey East Co-Defensive Player of the Week on 1/10.

CAREER STATS

YEAR	TEAM	LEAGUE	REGULAR SEASON					PLAYOFFS				
			GP	G	A	TP	PIM	GP	G	A	TP	PIM
2007-08	Biddeford	High-ME	24	13	48	61	10	—	—	—	—	—
2008-09 (a)	N.H. Jr. Monarchs	EJHL	41	7	23	30	30	7	0	3	3	2
2009-10	Boston College	H-East	42	1	21	22	16	—	—	—	—	—
2010-11	Boston College	H-East	37	3	30	33	6	—	—	—	—	—
H-East Totals (2 Season)			79	4	51	55	22	—	—	—	—	—

(a) June 27, 2009—Selected by the Carolina Hurricanes in the 2009 NHL Entry Draft. Second Hurricanes pick, 51st overall, second round.



JUSTIN FAULK

Defenseman • Shoots Right
6'0" • 205 lbs.
3/20/92 • South St. Paul, MN

Acquired: 2010 NHL Entry Draft
2010-11 Teams: Minn-Duluth (WCHA), Charlotte (AHL)
Drafted: Carolina 2010 (2-37-2)

CAREER

Is in his first full professional season, after making his American Hockey League (AHL) debut with Charlotte during the 2011 Calder Cup Playoffs... Played one season at the University of Minnesota-Duluth, helping the Bulldogs capture the NCAA National Championship... Spent the previous two seasons with the United States National Team Development Program (USNTDP)... His international experience began with the 2007 U-17 Five Nations Tournament in Previdza, Switzerland, where he led American defensemen with three points (1g, 2a) in four games... Played in three international tournaments during the 2008-09 season, including the 2009 Vlad Dzurilla U-18 Tournament in Piestany, Slovakia, the 2009 World U-17 Hockey Challenge in Port Alberni, B.C., and the 2008 U-17 Four Nations Cup in Monthey, Switzerland... Led the U.S. with two goals and three points at the Four Nations Cup... In 2009-10, scored the game-winning goal against Sweden in the gold medal game of the 2010 IIHF World U-18 Championship in Belarus... Finished that tournament with four points (1g, 3a) and a plus-7 rating... Also participated in the 2010 U-18 Six Nations Cup in Belarus and the 2009 U-18 Four Nations Cup in Finland... Was second among American defensemen in scoring (4 points) at the 2011 IIHF World Junior Championship in Buffalo, helping the U.S. capture the bronze medal... Played


high school hockey for South St. Paul (MN) High School in 2007-08, earning honorable mention all-conference honors after notching six goals and 15 assists (21 points) in 26 games as a sophomore... Completed his first season with the USNTDP in 2008-09, competing against North American Hockey League (NAHL) and international opponents... Set the single-season record for goals scored by a defenseman at USA Hockey's NTDP with 21 in 2009-10, competing in the USHL and against college and international teams... **2010-11:** Led Minnesota-Duluth defensemen in goals (8), assists (25) and points (33), helping the Bulldogs capture the national championship... Led all NCAA rookie defensemen in scoring, and set a school record for scoring by a UMD rookie blueliner... Ranked tied for sixth among all NCAA defensemen in scoring and eighth in points per game (0.85)... Selected to the All-WCHA Third Team and All-Rookie Team... Also chosen to the College Hockey News All-Rookie Team... Had three assists in UMD's NCAA semifinal victory vs. Notre Dame... Skated in 13 Calder Cup Playoff games with Charlotte (AHL), earning two assists... Made his professional debut with the Checkers in Game 4 of the East Division Semifinal vs. Hershey (4/20)... Earned his first pro point with an assist in Game 5 vs. Hershey (4/22).

CAREER STATS

YEAR	TEAM	LEAGUE	REGULAR SEASON					PLAYOFFS				
			GP	G	A	TP	PIM	GP	G	A	TP	PIM
2007-08	South St. Paul	High-MN	26	6	15	21	32	—	—	—	—	—
2008-09	USNTDP	NAHL	38	3	9	12	20	9	3	3	6	6
	USNTDP	U-17	17	7	9	16	35	—	—	—	—	—
2009-10 (a)	USNTDP	U-18	1	0	0	0	0	—	—	—	—	—
	USNTDP	USHL	21	9	3	12	46	—	—	—	—	—
2010-11 (b)	USNTDP	U-18	39	12	9	21	20	—	—	—	—	—
	Minnesota-Duluth	WCHA	39	8	25	33	47	—	—	—	—	—
	Charlotte	AHL	—	—	—	—	—	13	0	2	2	2
WCHA Totals (1 Season)			39	8	25	33	47	—	—	—	—	—

(a) June 26, 2010—Selected by the Carolina Hurricanes in the 2010 NHL Entry Draft. Second Hurricanes pick, 37th overall, second round.

(b) April 15, 2011—Signed a three-year, entry level contract with the Carolina Hurricanes.



GREGORY HOFMANN

Center • Shoots Left
6'0" • 178 lbs.
11/13/92 • Tramelan, Switzerland

Acquired: 2011 NHL Entry Draft
2010-11 Team: Ambri (Swiss)
Drafted: Carolina 2011 (4-103-4)

CAREER


Had earned 12 points in 42 career games with Ambri in the Swiss National League entering 2011-12... Was ranked 11th among European skaters by Central Scouting heading into the 2011 NHL Entry Draft... Has represented Switzerland in several international tournaments... Earned six points (2g, 4a) and was (+3) at the 2009 Five Nations Cup... Totaled two points (1g, 1a) in three games at the 2010 Four Nations Cup... Ranked tied for fourth in the tournament with five goals in six games at the 2010 U-18 World Junior Championship in Belarus, helping the Swiss to a fifth-place finish – their best result at the tournament in 10 years... Scored two of Switzerland's eight goals in an 8-3 victory against Canada West in the bronze

medal game of the 2010 World Junior A Challenge in Penticton, British Columbia, finishing the tournament ranked second among all skaters in goals (4) and tied for third in points (6)... Was tied for second among Swiss skaters with four points (1g, 3a) at the 2011 World Junior Championship in Buffalo, as Switzerland advanced to the medal round before falling to Canada in the quarterfinals... **2010-11:** Earned 12 points (3g, 9a) in 41 games with HC Ambri-Piotta, skating as an 18-year-old in Switzerland's National League A... Ranked eighth on the team in scoring and tied for seventh in assists... Had two points (0g, 2a) 12 playoff games for Ambri.

CAREER STATS

YEAR	TEAM	LEAGUE	REGULAR SEASON					PLAYOFFS				
			GP	G	A	TP	PIM	GP	G	A	TP	PIM
2006-07	Chaux-de-Fonds Jr.	Swiss Jr.	2	0	0	0	0	—	—	—	—	—
2007-08	Luzern U17	Swiss U17	6	2	5	7	14	—	—	—	—	—
	Ambri U17	Swiss U17	22	14	11	25	64	5	4	3	7	20
2008-09	Ambri Jr.	Swiss Jr.	11	4	1	5	6	8	0	0	0	2
	Ambri U17	Swiss U17	20	9	16	25	42	—	—	—	—	—
2009-10	Ambri Jr.	Swiss Jr.	22	10	7	17	26	2	0	0	0	2
	Ambri Jr.	Swiss Jr.	34	25	30	55	20	3	1	2	3	6
2010-11 (a)	Ambri	Swiss	1	0	0	0	0	1	0	0	0	0
	Ambri Jr.	Swiss Jr.	2	2	0	2	2	—	—	—	—	—
2010-11 (a)	Ambri	Swiss	41	3	9	12	2	12	0	2	2	2
	Ambri	Swiss-Q	—	—	—	—	—	5	1	2	3	2
Swiss Totals (2 Seasons)			42	3	9	12	2	13	0	0	0	2

(a) June 25, 2011—Selected by the Carolina Hurricanes in the 2011 NHL Entry Draft. Fourth Hurricanes pick, 103rd overall, fourth round.



MICHAL JORDAN

Defenseman • Shoots Left
6'1" • 186 lbs.
7/17/90 • Zlin, Czech Republic

Acquired: 2008 NHL Entry Draft
2010-11 Team: Charlotte (AHL)
Drafted: Carolina 2008 (3-105-4)

CAREER

Had 18 points (4g, 14a) and 35 penalty minutes in 67 career American Hockey League (AHL) games with Charlotte entering the 2011-12 season... Earned 102 points (31g, 71a) in 160 career Ontario Hockey League (OHL) games with Windsor and Plymouth before turning professional... Signed a three-year, entry-level contract with the Hurricanes on 4/16/10... Prior to coming to North America, spent one season with Zlin in the Czech junior league, totaling 18 points (7g, 11a) in 40 regular-season games... Has represented the Czech Republic in international competition several times, including the 2007 and 2008 Under-18 World Junior Championships, the 2006 and 2007 Five Nations Cups and the 2008, 2009 and 2010 World Junior Championships... Served as captain for the Czechs at the 2010 World Junior Championship in Saskatchewan... Was named the tournament's Best Defenseman after leading the Czech Republic to the gold medal at the 2008 Under-18 World Junior Championship... Completed his rookie season in the OHL in 2007-08, totaling 28 points (6g, 22a) in 61 games with Windsor and Plymouth and earning Plymouth's Rookie of the Year award... Made his OHL debut with Windsor and earned his first

OHL point with an assist vs. Erie (9/21/08)... Served as an alternate captain during his second OHL season with Plymouth in 2008-09, notching 12 goals and 30 assists (42 points) in 58 regular-season games... Was named Plymouth's Defenseman of the Year for 2008-09, leading all Whalers blueliners and ranking tied for 13th among OHL defensemen in scoring... Completed his final season of junior hockey with Plymouth in 2009-10, earning 32 points (13g, 19a) in 41 games played and serving as an alternate captain for the second consecutive season... **2010-11:** Completed his first professional season, earning 18 points (4g, 14a) in 67 regular-season games for Charlotte (AHL)... Was third among Checkers defensemen in scoring... Led Charlotte rookies and defensemen in plus/minus (+13)... Made his professional debut at Connecticut (10/9)... Earned his first professional point with an assist at Binghamton (10/29)... Had his first multi-point effort with two assists vs. Syracuse (12/6)... Netted his first AHL goal vs. Wilkes-Barre/Scranton (1/4)... Scored three of his four goals for the season in January... Made his professional playoff debut, earning two assists in 16 Calder Cup Playoff games for the Checkers.

CAREER STATS

YEAR	TEAM	LEAGUE	REGULAR SEASON					PLAYOFFS				
			GP	G	A	TP	PIM	GP	G	A	TP	PIM
2006-07	Zlin Jr.	Czech Jr.	40	7	11	18	20	12	1	5	6	12
2007-08 (a)	Windsor	OHL	22	1	5	6	12	—	—	—	—	—
	Plymouth	OHL	39	5	17	22	32	4	0	3	3	6
2008-09	Plymouth	OHL	58	12	30	42	39	11	0	3	3	12
2009-10 (b)	Plymouth	OHL	41	13	19	32	18	9	0	5	5	8
2010-11	Charlotte	AHL	67	4	14	18	35	16	0	2	2	0
AHL Totals (1 Season)			67	4	14	18	35	16	0	2	2	0

(a) June 21, 2008—Selected by the Carolina Hurricanes in the 2008 NHL Entry Draft. Third Hurricanes pick, 105th overall, fourth round.

(b) April 16, 2010—Signed by the Carolina Hurricanes to a three-year, entry-level contract.



TOMMI KIVISTO

Defenseman • Shoots Left
6'1" • 195 lbs.
6/7/91 • Vantaa, Finland

Acquired: 2009 NHL Entry Draft
2010-11 Teams: Jokerit (Finland), Suomi/Kiekko-Vantaa (Fin-2), Jokerit Jr. (Fin-Jr.)
Drafted: Carolina 2009 (6-208-7)

CAREER

Entering 2011-12, had seven assists and 34 penalty minutes in 60 career games with Jokerit in Finland's top league, SM-Liiga... Signed a three-year, entry-level contract with the Hurricanes on 6/1/11, which allows him to play for Jokerit during the 2011-12 season before beginning his North American professional career in 2012-13... Is from the same hometown as Hurricanes forward Tuomo Ruutu, who also played in the Jokerit system... Has represented Finland in more than a dozen international tournaments including the 2009 and 2010 World Junior Championships and the 2008 U-18 World Junior Championship... Was the sixth overall pick in the 2008 CHL Import Draft... Played one season of junior hockey in Canada with Red

Deer (WHL), ranking second among Rebels defensemen in scoring with 22 points (1g, 21a) in 65 games in 2008-09... Saw his first action in Finland's top league in 2009-10, notching two assists in 22 games with Jokerit (SM-Liiga)... **2010-11:** Completed his second season in Finland's top professional league, setting career highs in games played (38), assists (5) and penalty minutes (22) for Jokerit... Appeared in all seven of Jokerit's playoff games, as they were edged in seven games by eventual SM-Liiga champion Helsinki IFK in the quarterfinals... Also appeared in six games with Jokerit's junior team, earning six assists, and played nine games in Finland's second division with Suomi U20 and Kiekko-Vantaa.

CAREER STATS

YEAR	TEAM	LEAGUE	REGULAR SEASON					PLAYOFFS				
			GP	G	A	TP	PIM	GP	G	A	TP	PIM
2006-07	Jokerit U18	Fin-U18	24	0	2	2	10	—	—	—	—	—
2007-08	Jokerit U18	Fin-U18	26	6	10	16	50	4	0	3	3	4
	Jokerit Jr.	Fin-Jr.	9	2	0	2	4	4	0	3	3	2
2008-09 (a)	Red Deer	WHL	65	1	21	22	49	—	—	—	—	—
2009-10	Suomi U20	Finland-2	2	0	0	0	2	—	—	—	—	—
	Jokerit	Finland	22	0	2	2	12	3	0	0	0	0
	Kiekko-Vantaa	Finland-2	2	0	0	0	2	—	—	—	—	—
	Jokerit Jr.	Fin-Jr.	18	2	5	7	58	2	0	0	0	0
2010-11 (b)	Suomi U20	Finland-2	4	0	1	1	0	—	—	—	—	—
	Jokerit Jr.	Finland-Jr.	6	0	6	6	6	—	—	—	—	—
	Kiekko-Vantaa	Finland-2	5	1	2	3	0	—	—	—	—	—
	Jokerit	Finland	38	0	5	5	22	7	0	0	0	16
Finland Totals (2 Seasons)			60	0	7	7	34	10	0	0	0	16

(a) June 27, 2009—Selected by the Carolina Hurricanes in the 2009 NHL Entry Draft. Sixth Hurricanes pick, 208th overall, seventh round.

(b) June 1, 2011—Signed by the Carolina Hurricanes to a three-year, entry-level contract.



JUSTIN KRUEGER

Defenseman • Shoots Right
6'3" • 215 lbs.
10/6/86 • Duesseldorf, Germany

Acquired: 2006 NHL Entry Draft
2010-11 Team: Bern (Swiss)
Drafted: Carolina 2006 (6-213-7)

CAREER

Spent one year in the Swiss National League, earning 11 points (1g, 10a) in 50 regular-season games... Signed a one-year, entry-level contract with the Hurricanes on 4/12/11 to begin his North American professional career in 2011-12... Completed his collegiate career at Cornell of the Eastern College Athletic Conference (ECAC) with seven goals and 25 assists (32 points) and 103 penalty minutes in 135 games... Grew up in Switzerland playing for the German national team programs... Won a gold medal with Germany at the Under-18 Division I World Championship in 2004... Served as team captain in leading Germany to the gold medal at the Division I World Championship in 2005... Made his debut with the German men's team at the 2010 IIHF World Championship... Played in all nine games and earned one assist as host Germany advanced to the medal round before finishing fourth... Again represented Germany at the 2011

IIHF World Championship in Slovakia, skating in all seven games for Germany... Spent one season with Penticton of the British Columbia Hockey League (BCHL), leading the Veeps to an Interior Championship in 2005-06... Named to the ECAC's All-Academic team after his sophomore season at Cornell in 2007-08... Was named the ECAC's top defensive defenseman after leading Cornell to the ECAC championship in his senior season in 2009-10... **2010-11:** Completed his first professional season, skating in all 50 regular-season games for SC Bern of the Swiss National League... Earned 11 points (1g, 10a) and a (+5) rating, helping Bern to a 35-12-3 regular-season record and a third-place finish... Earned two assists in the team's 11-game playoff run, which ended with a Game 7 loss in the semifinals against Kloten.

CAREER STATS

YEAR	TEAM	LEAGUE	REGULAR SEASON					PLAYOFFS				
			GP	G	A	TP	PIM	GP	G	A	TP	PIM
2002-03	Davos Jr.	Swiss-Jr.	12	0	0	0	4	2	0	0	0	0
2003-04	Davos Jr.	Swiss-Jr.	33	2	0	2	14	—	—	—	—	—
2004-05	Davos Jr.	Swiss-Jr.	38	5	12	17	76	4	1	2	3	2
2005-06 (a)	Penticton	BCHL	55	7	15	22	25	—	—	—	—	—
2006-07	Cornell	ECAC	31	1	5	6	24	—	—	—	—	—
2007-08	Cornell	ECAC	35	4	5	9	33	—	—	—	—	—
2008-09	Cornell	ECAC	35	1	4	5	24	—	—	—	—	—
2009-10	Cornell	ECAC	34	1	11	12	22	—	—	—	—	—
2010-11 (b)	Bern	Swiss	50	1	10	11	61	11	0	2	2	8
Swiss Totals (1 season)			50	1	10	11	61	11	0	2	2	8

(a) June 24, 2006—Selected by the Carolina Hurricanes in the 2006 NHL Entry Draft. Sixth Hurricanes pick, 213rd overall, seventh round.

(b) April 12, 2011—Signed by the Carolina Hurricanes to a one-year, entry-level contract.



KYLE LAWSON

Defenseman • Shoots Right
5'11" • 205 lbs.
1/11/87 • Southfield, MI

Acquired: 2005 NHL Entry Draft
2010-11 Teams: Charlotte (AHL), Florida (ECHL)
Drafted: Carolina 2005 (9-198-7)

CAREER

Entering 2011-12, had one assist in 28 career American Hockey League (AHL) games and 12 assists in 51 career ECHL games... Totaled 90 points (17g, 73a), 138 penalty minutes and earned a plus-41 rating in 161 career collegiate hockey games with Notre Dame (CCHA), ranking eighth all-time for Irish defensemen in career scoring... Represented the United States at the 2007 World Junior Championship in Sweden, serving as an alternate captain and helping the Americans capture the bronze medal... A product of the U.S. National Team Development Program, also represented the United States at the Four Nations Tournament and the Under-18 World Championship during the 2004-05 season... Was an alternate captain on the 2004 Under-18 Select Team that finished fourth at the World Cup... Spent 2005-06 with Tri-City of the United States Hockey League (USHL), leading all Storm defensemen with nine goals and 13 assists (22 points) in 49 games... Was named to the CCHA's All-Rookie Team after totaling four goals and 15 assists (19 points) in 38 games during


his freshman season at Notre Dame in 2006-07... In 2007-08, led UND defensemen in scoring (26 points) and was an honorable mention All-CCHA selection... Served as an alternate captain for the Irish in 2008-09 and totaled 23 points (4g, 19a) in 40 games... Earned Second Team All-CCHA honors, was named the CCHA's Top Defensive Defenseman and won the William Donald Nyrop Award as Notre Dame's top defenseman for 2008-09... Was again first among Irish defensemen in scoring with 22 points (4g, 18a) in 2009-10, winning the William Donald Nyrop Award for the second consecutive season... Made his professional debut for Albany (AHL) vs. Syracuse (3/14/10)... Recorded an assist for his first pro point vs. Worcester (3/17/10)... **2010-11:** Split the season between the AHL and ECHL, appearing in 18 AHL games with Charlotte... Earned 12 assists in 51 regular-season games with Florida (ECHL)... Skated in all four of Florida's Kelly Cup Playoff games, as the Everblades were eliminated in the first round by Kalamazoo.

CAREER STATS

YEAR	TEAM	LEAGUE	REGULAR SEASON					PLAYOFFS				
			GP	G	A	TP	PIM	GP	G	A	TP	PIM
2003-04	Det. Honeybaked	MWEHL	61	17	41	58	68	—	—	—	—	—
	Texarkana	NAHL	—	—	—	—	—	3	0	1	1	0
2004-05 (a)	USNTDP	U-18	23	2	12	14	6	—	—	—	—	—
	USNTDP	NAHL	8	1	3	4	0	—	—	—	—	—
2005-06	Tri-City	USHL	49	9	13	22	40	1	0	0	0	0
2006-07	Notre Dame	CCHA	38	4	15	19	14	—	—	—	—	—
2007-08	Notre Dame	CCHA	45	5	21	26	36	—	—	—	—	—
2008-09	Notre Dame	CCHA	40	4	19	23	44	—	—	—	—	—
2009-10 (b)	Notre Dame	CCHA	38	4	18	22	44	—	—	—	—	—
	Albany	AHL	10	0	1	1	0	—	—	—	—	—
2010-11	Charlotte	AHL	18	0	0	0	4	—	—	—	—	—
	Florida	ECHL	51	0	12	12	54	4	0	0	0	2
AHL Totals (2 Seasons)			28	0	1	1	4	—	—	—	—	—

(a) July 30, 2005—Selected by the Carolina Hurricanes in the 2005 NHL Entry Draft. Ninth Hurricanes pick, 198th overall, seventh round.

(b) March 10, 2010—Signed a two-year, entry-level contract with the Carolina Hurricanes.



AUSTIN LEVI

Defenseman • Shoots Left
6'3" • 192 lbs.
2/16/92 • Columbus, OH

Acquired: 2010 NHL Entry Draft
2010-11 Team: Plymouth (OHL)
Drafted: Carolina 2010 (5-85-3)

CAREER

Had 39 points (9g, 30a) and 207 penalty minutes in 146 career games with Plymouth of the Ontario Hockey League (OHL) entering the 2011-12 season... Participated in the 2011 U.S. Junior Team Evaluation Camp in August 2011... Was born in Columbus, OH, but grew up in Denver, CO... His family moved to Michigan when he was 14 so he could be a part of the Compuware youth hockey program... Had five assists and 33 penalty minutes for the Detroit Compuware U-16 squad in the Midwest Elite Hockey League (MWEHL) in 2007-08... Began his OHL season for Plymouth in 2008-09, skating in 12 regular-season and five playoff games with the Whalers... Made his OHL debut at Sault Ste. Marie (9/26/08)... Notched his first OHL point with an assist vs. Belleville (2/7/09)... Named Plymouth's Most Improved

Player after earning 12 points (3g, 9a) and a plus-10 rating in 68 games during his second OHL season in 2009-10... Netted his first career OHL goal vs. Sarnia (11/6/09)... **2010-11:** Completed his third OHL season with Plymouth (OHL), ranking second among Whalers defensemen in scoring with 25 points (6g, 19a) in 66 games... Was second on the team in plus/minus (+17) and third on the team in penalty minutes (87)... Skated in all 11 of Plymouth's playoff games, and was second among team blueliners in scoring with five points (1g, 4a) as the Whalers topped London before falling to eventual OHL champion Owen Sound in the second round.

CAREER STATS

YEAR	TEAM	LEAGUE	REGULAR SEASON					PLAYOFFS				
			GP	G	A	TP	PIM	GP	G	A	TP	PIM
2007-08	Det. Compuware	MWEHL	22	0	5	5	33	—	—	—	—	—
2008-09	Plymouth	OHL	12	0	2	2	4	5	0	0	0	5
2009-10 (a)	Plymouth	OHL	68	3	9	12	116	9	0	0	0	8
2010-11	Plymouth	OHL	66	6	19	25	87	11	1	4	5	6
OHL Totals (3 Seasons)			146	9	30	39	207	25	1	4	5	21

(a) June 26, 2010—Selected by the Carolina Hurricanes in the 2010 NHL Entry Draft. Fifth Hurricanes pick, 85th overall, third round.



MATTIAS LINDSTROM

Left Wing • Shoots Left
6'4" • 205 lbs.
3/21/91 • Lulea, Sweden

Acquired: 2009 NHL Entry Draft
2010-11 Teams: Skelleftea (Swe., Swe-Jr.), Boden (Swe-3)
Drafted: Carolina 2009 (3-88-3)

CAREER

Signed a three-year, entry-level contract with the Hurricanes on 6/1/11, which includes a European Assignment Clause, allowing him to be assigned to Skelleftea if he does not make Carolina's NHL roster after training camp... Had 16 goals and 14 assists (30 points) in 81 games in the Swedish Junior league entering 2011-12... Had also skated in 18 regular-season Swedish Elite League (SEL) games with Skelleftea, netting one goal... Was the 22nd-ranked European skater in the 2009 NHL Entry Draft according to Central Scouting, after being ranked 55th in the midterm rankings... Has represented Sweden in several international competitions, including the 2008 Ivan Hlinka Memorial Tournament and 2009 U-18 World Junior Championship... Made his debut in the Swedish Elite League with Skelleftea


in 2008-09, scoring one goal in seven games... Also played for Skelleftea's Junior and U-18 teams that season... Skated in just one game for Skelleftea in the Swedish Junior league in 2009-10, missing the majority of the season because of a knee injury... **2010-11:** Split the season between Skelleftea's teams in the Swedish Junior league and the Swedish Elite League... Played 11 regular-season games and nine playoff games for Skelleftea's top squad... Earned 11 points (3g, 8a) and 38 penalty minutes in 28 games with Skelleftea's junior team... Also appeared in two games with Boden in the Swedish third division, totaling two penalty minutes.

CAREER STATS

YEAR	TEAM	LEAGUE	REGULAR SEASON					PLAYOFFS				
			GP	G	A	TP	PIM	GP	G	A	TP	PIM
2007-08	Skelleftea U18	Swe-U18	3	1	0	1	0	—	—	—	—	—
	Skelleftea Jr.	Swe-Jr.	21	5	1	6	40	—	—	—	—	—
2008-09 (a)	Skelleftea U18	Swe-U18	2	0	0	0	6	5	0	1	1	10
	Skelleftea Jr.	Swe-Jr.	31	8	5	13	46	5	2	0	2	0
	Skelleftea	SEL	7	1	0	1	0	7	1	0	1	0
2009-10	Skelleftea Jr.	Swe-Jr.	1	0	0	0	0	—	—	—	—	—
2010-11 (b)	Skelleftea Jr.	Swe-Jr.	28	3	8	11	38	5	0	2	2	4
	Boden	Swe-3	2	0	0	0	2	—	—	—	—	—
	Skelleftea	SEL	11	0	0	0	8	9	0	0	0	0
SWE-Jr. Totals (4 Seasons)			81	16	14	30	124	10	2	2	4	4

(a) June 27, 2009—Selected by the Carolina Hurricanes in the 2009 NHL Entry Draft. Third Hurricanes pick, 88th overall, third round.

(b) June 1, 2011—Signed by the Carolina Hurricanes to a three-year, entry-level contract.



KEEGAN LOWE

Defenseman • Shoots Left
6'2" • 189 lbs.
3/29/93 • Greenwich, CT

Acquired: 2011 NHL Entry Draft
2010-11 Team: Edmonton (WHL)
Drafted: Carolina 2011 (3-73-3)

CAREER

Had totaled 38 points and 183 penalty minutes in 140 career games with Edmonton in the Western Hockey League (WHL) entering the 2011-12 season... Participated in the 2010 NHL Research, Development and Orientation Camp in Toronto... Represented the United States at the 2010 Ivan Hlinka Memorial Tournament, appearing in five games... His father, Kevin, played 19 NHL seasons as a defenseman with the Edmonton Oilers and New York Rangers, and was a six-time Stanley Cup champion and seven-time NHL All-Star... Kevin currently serves as President of Hockey Operations for the Oilers... Keegan's mother, Karen Percy, was a two-time bronze-medalist in Alpine skiing for Canada at the 1988 Winter Olympics in Calgary... Played two seasons of prep hockey at Shattuck-St. Mary's prior to beginning his major junior career with Edmonton (WHL)... Totaled 14 points (2g, 12a) in 69 games during his rookie

season with the Oil Kings... Made his WHL debut vs. Calgary (9/19/09)... Earned his first WHL point with an assist at Kootenay (9/23/09) and his first WHL goal at Brandon (12/12/09)... **2010-11:** Was third among Edmonton Oil Kings defensemen in scoring with 24 points (2g, 22a) in 71 games during his second WHL season... Led all Oil Kings skaters and was ninth among WHL defensemen in plus/minus (+33), despite registering a (-8) rating in September and October... Was second on the team in penalty minutes (123) and sixth in assists (22)... Netted his first goal of the season and added an assist vs. Regina (1/8)... Had a four-game point streak from 1/8-1/15 (1g, 4a)... Had multi-assist games vs. Prince George (2/8) and vs. Calgary (2/28)... Scored one goal in four playoff games as Edmonton was swept by Red Deer in the first round.

CAREER STATS

YEAR	TEAM	LEAGUE	REGULAR SEASON					PLAYOFFS				
			GP	G	A	TP	PIM	GP	G	A	TP	PIM
2009-10	Edmonton	WHL	69	2	12	14	60	—	—	—	—	—
2010-11 (a)	Edmonton	WHL	71	2	22	24	123	4	1	0	1	4
WHL Totals (2 Seasons)			140	4	34	38	183	4	1	0	1	4

(a) June 25, 2011—Selected by the Carolina Hurricanes in the 2011 NHL Entry Draft. Third Hurricanes pick, 73rd overall, third round.



MATT MAHALAK

Goaltender • Catches Left
6'2" • 182 lbs.
1/22/93 • Toledo, OH

Acquired: 2011 NHL Entry Draft
2010-11 Team: Plymouth (OHL)
Drafted: Carolina 2011 (5-163-6)

CAREER

Had a career record of 8-8-4 with a 3.08 goals-against average in 21 regular-season Ontario Hockey League (OHL) games with Plymouth entering the 2011-12 season... Born in Toledo, OH, but lists Monroe, MI, as his hometown... Attended Culver Academy in Indiana for two years from 2007-2009, earning a 10-9-3 record with a 2.51 goals-against average for Culver Academy in 2008-09... Was the first overall selection in the 2009 United States Hockey League (USHL) Futures Draft... Played one season for Youngstown (USHL), posting a 9-17-3 record and 4.24 goals-against average in 2009-10... Was co-recipient of the USHL's Scholar-Athlete Award in 2009-10, maintaining a 4.0 grade-point average at Ursuline High School to earn his high school diploma in just three years... **2010-11:** Completed his first OHL season with Plymouth, earning a record of 8-8-4 with a 3.08 goals-against average and .908 save percentage in 21

regular-season games... Shared time in net with New Jersey Devils prospect Scott Wedgewood... Made his OHL debut at Windsor (9/23) in a 5-4 loss... Earned his first OHL victory in relief vs. Sault Ste. Marie (10/30)... Earned his first win as a starter at Guelph (1/7)... Posted a 1.36 goals-against average and .962 save percentage in four January appearances... Was 3-0-0-1 with a .915 save percentage in February... Stopped 50 of 52 shots in a 6-2 win vs. Windsor (3/5)... Made 45 saves in a 4-1 victory at Kitchener (3/18)... Appeared in two playoff games for Plymouth, making his playoff debut in relief during a 4-1 loss at Owen Sound (4/11)... Made his first playoff start vs. Owen Sound (4/13), stopping 33 of 37 shots in the loss as the Attack completed a four-game sweep of the Whalers.

CAREER STATS

YEAR	TEAM	LEAGUE	REGULAR SEASON						PLAYOFFS					
			GP	MIN	GA	SO	GAA	W-L-OT	GP	MIN	GA	SO	GAA	W-L
2008-09	Culver Academy	High-1N	22	—	—	—	2.51	10-9-3	—	—	—	—	—	—
2009-10	Youngstown	USHL	31	1767	125	0	4.24	9-17-3	—	—	—	—	—	—
2010-11 (a)	Plymouth	OHL	21	1053	54	1	3.08	8-8-4	2	80	4	0	3.00	0-1
OHL Totals (1 Season)			21	1053	54	1	3.08	8-8-4	2	80	4	0	3.00	0-1

(a) June 25, 2011—Selected by the Carolina Hurricanes in the 2011 NHL Entry Draft. Fifth Hurricanes pick, 163rd overall, sixth round.



CEDRIC McNICOLL

Center • Shoots Left
5'10" • 180 lbs.
8/28/88 • Longueuil, Que.

Acquired: 3/3/10, Trade with Colorado
2010-11 Teams: Charlotte (AHL), Florida (ECHL)
Drafted: Undrafted

CAREER

Acquired by the Hurricanes on 3/3/10 along with a sixth-round pick in the 2010 NHL Entry Draft in exchange for Stephane Yelle and Harrison Reed... Had totaled 29 points (13g, 16a) in 67 career AHL games entering the 2011-12 season... Completed his Quebec Major Junior Hockey League (QMJHL) career in 2009 with 264 points (110g, 154a) in 249 games played, all with Shawinigan... Notched 44 points (20g, 24a) in 41 games with C.C. Lemoyne (QAAA) in 2004-05, prior to making his debut in the QMJHL... Played his first full QMJHL season in 2005-06, leading Shawinigan rookies in goals (13), assists (17) and points (30)... Ranked third on the Cataractes with 46 points (16g, 30a) in 2006-07, despite playing in just 47 games... Was tied for fourth in the QMJHL in goals (43) in 2007-08, leading Shawinigan in goals, assists (40) and points (83)... Was sixth among QMJHL skaters in power-play goals (18) and was named the QMJHL's and Canadian Hockey League's (CHL) 2007-08 Sportsman of the Year... Named to the QMJHL First All-Star Team in 2008-09 after recording


104 points (38g, 66a) in 65 games with Shawinigan... Finished third in the QMJHL in points, tied for second in assists and eighth in goals... Posted a league-best plus-61 plus/minus rating and tied for third with nine game-winning goals... Earned both the Frank J. Selke Trophy as the QMJHL's most sportsmanlike player and the CHL's Sportsman of the Year award for the second consecutive season... Completed his first professional season in 2009-10, splitting the year between the AHL and ECHL... Scored his first professional goal for Lake Erie (AHL) vs. Peoria (10/30/09)... **2010-11:** Split the season between Charlotte (AHL) and Florida (ECHL), earning 14 points (6g, 8a) in 15 games on the AHL level... Had 23 points (7g, 16a) in 29 ECHL contests... Scored his first two Charlotte goals and was named first star vs. Manchester (1/14)... Skated in each of the Checkers' final nine games of the regular-season, earning nine points (4g, 5a) in those contests... Did not see game action for the Checkers in the Calder Cup playoffs.

CAREER STATS

YEAR	TEAM	LEAGUE	REGULAR SEASON					PLAYOFFS				
			GP	G	A	TP	PIM	GP	G	A	TP	PIM
2004-05	C.C. Lemoyne	QAAA	41	20	24	44	30	4	2	2	4	21
	Shawinigan	QMJHL	1	0	1	1	0	1	0	0	0	0
2005-06	Shawinigan	QMJHL	67	13	17	30	34	10	1	7	8	2
2006-07	Shawinigan	QMJHL	47	16	30	46	14	4	4	1	5	0
2007-08	Shawinigan	QMJHL	69	43	40	83	20	5	0	8	8	6
2008-09 (a)	Shawinigan	QMJHL	65	38	66	104	22	-	-	-	-	-
	Lake Erie	AHL	45	5	8	13	10	-	-	-	-	-
2009-10 (b)	Charlotte	ECHL	3	1	3	4	0	-	-	-	-	-
	Albany	AHL	7	2	0	2	0	-	-	-	-	-
	Florida	ECHL	5	1	3	4	0	6	0	2	2	0
2010-11	Florida	ECHL	29	7	16	23	8	-	-	-	-	-
	Charlotte	AHL	15	6	8	14	2	-	-	-	-	-
AHL Totals (2 Seasons)			67	13	16	29	12	0	0	0	0	0

(a) March 6, 2009—Signed by the Colorado Avalanche as a free agent.

(b) March 3, 2010—Acquired by the Carolina Hurricanes along with a sixth-round pick in the 2010 NHL Entry Draft (Tyler Stahl) in exchange for Stephane Yelle and Harrison Reed.



MIKE MURPHY

Goaltender • Catches Left
5'11" • 172 lbs.
1/15/89 • Kingston, Ont.

Acquired: 2008 NHL Entry Draft
2010-11 Team: Charlotte (AHL)
Drafted: Carolina 2008 (4-165-6)

CAREER

Had a record of 31-20-3 with a 2.63 goals-against average and a .918 save percentage in 59 career American Hockey League (AHL) games entering 2011-12... Completed four seasons in the Ontario Hockey League (OHL) with Belleville prior to turning pro, establishing Bulls career regular-season franchise records for wins (85), shutouts (8), goals-against average (2.42) and save percentage (.929)... Also holds Belleville's franchise record for most playoff wins (24)... Participated in the OHL All-Star Classic in 2008 and 2009, as well as the 2008 ADT Canada-Russia Challenge... Was named OHL Goaltender of the Month five times in his junior career, and was the first netminder to ever win the OHL Goaltender of the Year award in consecutive seasons (2007-08, 2008-09)... Was an OHL First Team All-Star in 2007-08 and 2008-09, and Belleville's team MVP each of those seasons... Led the OHL in goals-against average (2.24) and save percentage (.929) in 2007-08, helping Belleville capture the Eastern Conference regular-season title... Played in 19 of Belleville's 21 playoff games in 2008, leading the Bulls to the OHL Finals with a record of 14-3, a goals-against average of 2.32 and one shutout... After falling to host Kitchener in the OHL Finals, Belleville advanced to the 2008 Memorial Cup, where he went 2-1-1, with a 4.73 goals-against average... Was named the Goaltender of the


Year for the entire Canadian Hockey League in 2008-09, after posting career-bests in wins (40), goals-against average (2.08), shutouts (5) and save percentage (.941)... Established Belleville franchise records in each of those categories... Led the OHL in goals-against average (2.08) and save percentage (.941) for the second-consecutive season... Was also named a 2008-09 CHL First Team All-Star... Was 10-7 with a 2.56 goals-against average and .916 save percentage in 17 playoff games, as Belleville advanced to the 2009 Conference Finals... Played in 20 AHL games for Albany during his first professional season in 2009-10, posting a 10-9-0 record with a 2.81 goals against average and a .924 save percentage... Made his pro debut and stopped 28 shots for his first career win vs. Rochester (10/10/09)... Recorded his first career professional shutout at Adirondack (12/31/09)... **2010-11:** Led Charlotte (AHL) in goals-against average (2.53) and shutouts (2), earning 21 wins in 39 games... Was 12th in the AHL in save percentage (.919)... Went 17-3-1 in 21 starts from 11/7-3/4... Earned Charlotte's first AHL win at Springfield (10/10)... Was 7-7 with a 2.57 goals-against average in 14 Calder Cup Playoff games, helping Charlotte reach the conference final... Earned his first career playoff win vs. Hershey (4/20) and first playoff shutout vs. Wilkes-Barre/Scranton (5/4).

CAREER STATS

YEAR	TEAM	LEAGUE	REGULAR SEASON						PLAYOFFS					
			GP	MIN	GA	SO	GAA	W-L-OT	GP	MIN	GA	SO	GAA	W-L
2005-06	Belleville	OHL	3	93	9	0	5.81	1-1-0	-	-	-	-	-	-
	Kingston	OPJHL	33	1853	102	3	3.30	16-13-2	4	174	19	0	6.55	0-3
2006-07	Belleville	OHL	18	995	61	0	3.68	8-6-2	-	-	-	-	-	-
2007-08 (a)	Belleville	OHL	49	2942	110	3	2.24	36-7-4	19	1085	42	1	2.32	14-4
2008-09 (b)	Belleville	OHL	54	3169	110	5	2.08	40-9-4	17	1008	43	0	2.56	10-7
2009-10	Albany	AHL	20	1109	52	2	2.81	10-9-0	-	-	-	-	-	-
2010-11	Charlotte	AHL	39	2159	91	2	2.53	21-11-3	14	817	35	1	2.57	7-7
AHL Totals (1 Season)			59	3268	143	4	2.63	31-20-3	14	817	35	1	2.57	7-7

(a) June 21, 2008—Selected by the Carolina Hurricanes in the 2008 NHL Entry Draft. Fourth Hurricanes pick, 165th overall, sixth round.

(b) March 18, 2009—Signed by the Carolina Hurricanes to a three-year, entry-level contract.



RYAN MURPHY

Defenseman • Shoots Right
5'11" • 176 lbs.
3/31/93 • Aurora, Ont.

Acquired: 2011 NHL Entry Draft
2010-11 Team: Kitchener (OHL)
Drafted: Carolina 2011 (1-12-1)

CAREER

Drafted 12th overall by the Hurricanes in the 2011 NHL Entry Draft... Had 119 points (32g, 86a) and 58 penalty minutes in 125 career Ontario Hockey League (OHL) games entering 2011-12... Also had 28 points (7g, 21a) in 27 career OHL playoff games... Attended Canada's junior team development camp in August 2011... Led Canada in scoring at the 2011 U18 World Junior Championship in Germany with 13 points (4g, 9a) in seven games, and named the tournament's Top Defenseman... Won a silver medal with Ontario at the 2010 World U-17 Hockey Challenge in Timmins, Ontario... Prior to beginning his OHL career, played youth hockey for the York Simcoe Express, winning Ontario Minor Hockey Association AAA championships in Bantam (2008) and Peewee (2006)... Was Kitchener's first-round pick (3rd overall) in the 2009 OHL Priority Selection... Was selected to the OHL's All-Rookie Team in 2009-10, after ranking second among rookie blueliners and seventh among all OHL rookies with 39 points (6g, 33a)... Ranked second among Kitchener rookies and second among Rangers defensemen in scoring... Was also named Kitchener's Most Gentlemanly Player for 2009-10... Was third among OHL defensemen in scoring during

the 2010 OHL playoffs, helping Kitchener reach the Western Conference Finals before falling to eventual Memorial Cup champion Windsor in seven games... **2010-11:** Led all OHL defensemen in goals (26) and ranked second in scoring (79 points) in 63 games during his second OHL season... Was voted into the top three by the league's Western Conference coaches in the Smartest Player and Best Offensive Defenseman categories... Played in the CHL/NHL Top Prospects Game... Represented Team OHL in the CHL Subway Super Series against Russia... Was named OHL Defenseman of the Month for October after leading all league blueliners with 18 points (7g, 11a) in 12 games... Had five point efforts with a goal and four assists vs. Erie (10/1) and at London (11/4)... Earned three or more assists in a game six times during the regular-season... Had multi-goal games at Guelph (9/26), at London (10/16) and vs. Guelph (2/8)... Ranked tied for 11th among OHL defensemen in playoff scoring with 11 points (2g, 9a), despite playing just seven postseason contests, as Kitchener fell in the opening round to Plymouth.

CAREER STATS

YEAR	TEAM	LEAGUE	REGULAR SEASON					PLAYOFFS				
			GP	G	A	TP	PIM	GP	G	A	TP	PIM
2008-09	York Simcoe	Minor-ON	73	30	65	95	52	—	—	—	—	—
	Villanova	ON-Jr. A	4	4	2	6	0	—	—	—	—	—
2009-10	Kitchener	OHL	62	6	33	39	22	20	5	12	17	16
2010-11 (a)	Kitchener	OHL	63	26	53	79	36	7	2	9	11	8
OHL Totals (2 Seasons)			125	32	86	119	58	27	7	21	28	24

(a) June 24, 2011—Selected by the Carolina Hurricanes in the 2011 NHL Entry Draft. First Hurricanes pick, 12th overall, first round.



RILEY NASH

Center • Shoots Right
6'1" • 191 lbs.
5/9/89 • Consort, Alb.

Acquired: 6/26/10, Trade with Edmonton
2010-11 Team: Charlotte (AHL)
Drafted: Edmonton 2007 (3-21-1)

CAREER

Had 32 points (14g, 18a) and 26 penalty minutes in 79 career American Hockey League (AHL) regular-season games entering the 2011-12 season... Acquired by the Hurricanes from Edmonton on 6/26/10 in exchange for a second-round pick in the 2010 NHL Entry Draft and signed a three-year, entry-level contract with Carolina on 7/19/10... Finished his three-year career at Cornell University with 102 points (37g, 65a) and 101 penalty minutes in 102 games... Was plus-23 for his collegiate career, and was teammates at Cornell with his brother, Brendon, who is part of the Montreal Canadiens organization... Earned Interior Conference Rookie of the Year honors for the British Columbia Hockey League (BCHL) in 2006-07, after leading Salmon Arm skaters with 95 points (42g, 53a) in 66 regular-season and playoff games... Was named both ECAC and Ivy League Rookie of the Year as a freshman in 2007-08, after finishing second among Cornell skaters in scoring with 32 points on 12 goals and a team-best 20 assists... Was named to the ECAC First Team and earned honorable-mention All-Ivy League honors during his sophomore year in 2008-09, leading the Big Red with 35 points (13g, 22a)... Was invited to the selection

camp for Team Canada for the 2009 World Junior Championships, but did not make the final roster... Was named third-team All-ECAC and honorable mention All-Ivy League after totaling 35 points (12g, 23a) in 30 games during his final season of college hockey in 2009-10... Had nine multi-point games in 2009-10, completing his collegiate career with 27 multi-point efforts in three seasons... **2010-11:** Completed his first professional season, ranking second among Charlotte (AHL) rookies with 32 points (14g, 18a) in 79 games... Led Checkers rookie forwards in plus/minus (+5)... Made his professional debut at Connecticut (10/9)... Earned his first AHL points with a pair of assists at Binghamton (10/30)... Scored his first AHL goal vs. Portland (11/3)... Earned his first multi-goal game with a pair of tallies vs. Syracuse (12/6)... Scored the game-winning goal at Providence (12/17)... Earned six points in a seven-game span from 1/23-2/8... Totaled four points (1g, 3a) in 16 Calder Cup Playoff games, as the Checkers advanced to the Eastern Conference Final before falling to Binghamton.

CAREER STATS

YEAR	TEAM	LEAGUE	REGULAR SEASON					PLAYOFFS				
			GP	G	A	TP	PIM	GP	G	A	TP	PIM
2005-06	Thompson Blazers	BCMML	31	29	31	60	100	—	—	—	—	—
	Salmon Arm	BCHL	1	0	0	0	0	5	1	2	3	0
2006-07 (a)	Salmon Arm	BCHL	55	38	46	84	87	11	4	7	11	31
2007-08	Cornell	ECAC	36	12	20	32	28	—	—	—	—	—
2008-09	Cornell	ECAC	36	13	22	35	34	—	—	—	—	—
2009-10 (b, c)	Cornell	ECAC	30	12	23	35	39	—	—	—	—	—
2010-11	Charlotte	AHL	79	14	18	32	26	16	1	3	4	16
AHL Totals (1 Season)			79	14	18	32	26	16	1	3	4	16

(a) June 21, 2007—Selected by the Edmonton Oilers in the 2007 NHL Entry Draft. Third Oilers pick, 21st overall, first round.

(b) June 26, 2010—Acquired by the Carolina Hurricanes from the Edmonton Oilers in exchange for Ottawa's second-round pick (Martin Marincin) in the 2010 NHL Entry Draft

(c) July 19, 2010—Signed a three-year, entry-level contract with the Carolina Hurricanes.



OSKAR OSALA

Left Wing • Shoots Left
6'4" • 219 lbs.
12/26/87 • Vaasa, Finland

Acquired: 3/3/10, Trade with Washington
2010-11 Team: Charlotte (AHL)
Drafted: Washington 2006 (6-97-4)

CAREER

Acquired from Washington on 3/3/10... Playing for Neftekhimik Nizhnekamsk of the Kontinental Hockey League (KHL) in 2011-12... Has 121 points (61g, 60a) in 203 career American Hockey League (AHL) games... Has skated in three NHL games, without registering a point... Represented Finland at the 2005 World Junior U-18 Championship and the 2007 World Junior Championship, ranking tied for first in the tournament in goals (5) at the 2007 World Juniors... Played two seasons for Mississauga of the Ontario Hockey League (OHL) from 2005-2007, totaling 87 points (39g, 48a) in 122 games... Named second-team All-Rookie in the OHL in 2005-06... Was named Rookie of the Year in the Finnish league in 2007-08 after totaling 35 points (18g, 17a) in 53 games for

Blues Espoo... Made his NHL debut vs. BOS (12/10/08)... Played 75 AHL games for Hershey in 2008-09, scoring 23 goals to lead Bears rookies and rank tied for seventh among AHL rookies... Had 10 points (6g, 4a) in 22 games during the 2009 AHL playoffs, as Hershey won the Calder Cup... Set AHL career high in goals (24) in 2009-10, splitting the season between Hershey and Albany... Made his Hurricanes debut at WSH (3/10/10)... **2010-11:** Set AHL career high in assists (29) and matched his career-high in points (42), skating in 59 games for Charlotte... Had a season-best four points vs. Bridgeport (11/12)... Earned multi-goal games at Providence (12/17) and vs. Springfield (1/23)... Earned five points (3g, 2a) in 15 Calder Cup Playoff games.

CAREER STATS

YEAR	TEAM	LEAGUE	REGULAR SEASON					PLAYOFFS				
			GP	G	A	TP	PIM	GP	G	A	TP	PIM
2003-04	Sport Vaasa U18	Fin-U18	25	19	18	37	32	—	—	—	—	—
	Sport Vaasa Jr.	Fin-Jr.	2	0	0	0	4	—	—	—	—	—
	Sport Vaasa	Finland-2	5	0	0	0	0	—	—	—	—	—
2004-05	Sport Vaasa U18	Fin-U18	4	4	2	6	16	—	—	—	—	—
	Sport Vaasa Jr.	Fin-Jr.	19	13	14	27	28	2	0	0	0	2
	Sport Vaasa	Finland-2	21	1	4	5	6	7	0	0	0	6
2005-06 (a)	Mississauga	OHL	68	17	26	43	86	—	—	—	—	—
2006-07	Mississauga	OHL	54	22	22	44	81	5	2	2	4	0
	Suomi U20	Finland-2	2	1	0	1	0	—	—	—	—	—
	Blues Espoo	Finland	53	18	17	35	62	17	7	3	10	8
2008-09	Washington	NHL	2	0	0	0	0	—	—	—	—	—
	Hershey	AHL	75	23	14	37	47	22	6	4	10	17
2009-10 (b)	Hershey	AHL	53	15	14	29	57	—	—	—	—	—
	Albany	AHL	16	9	3	12	11	8	2	1	3	2
	Carolina	NHL	1	0	0	0	0	—	—	—	—	—
2010-11	Charlotte	AHL	59	13	29	42	55	15	3	2	5	29
NHL Totals (2 Seasons)			3	0	0	0	0	—	—	—	—	—

(a) June 24, 2006—Selected by the Washington Capitals in the 2006 NHL Entry Draft. Sixth Capitals pick, 97th overall, fourth round.

(b) March 3, 2010—Acquired by the Carolina Hurricanes from the Washington Capitals along with Brian Pothier and a second-round pick in the 2011 NHL Entry Draft in exchange for Joe Corvo.



MATTHEW PISTILLI

Right Wing • Shoots Right
6'2" • 219 lbs.
10/17/88 • Montreal, Que.

Acquired: 5/20/09, signed as a free agent
2010-11 Teams: Charlotte (AHL), Florida (ECHL)
Drafted: Undrafted

CAREER


Signed to a three-year, entry-level contract by the Carolina Hurricanes as an undrafted free agent on 5/20/09... Had totaled 27 points (13g, 14a) in 91 career American Hockey League (AHL) games entering 2011-12... Completed a five-season Quebec Major Junior Hockey League (QMJHL) with 120 goals and 145 assists (265 points) in 259 games with Shawinigan and Gatineau... Ranked seventh in the QMJHL in scoring in 2007-08 with Gatineau, totaling 93 points (37g, 56a) during the regular season... Was the CHL Player of the Week for the week ending 2/17/08 after scoring five goals and eight assists for 13 points in three games... Helped lead Gatineau to the 2008 QMJHL title with 28 points (11g, 17a) in 19 playoff games... Ranked fourth in the QMJHL in goals in 2008-09, finding the net a team-best 45 times... Was third among Shawinigan skaters and eighth in the QMJHL in scoring with 86 points... Awarded the CHL's 2008-09 Humanitarian of the Year Award, which

recognizes community impact along with on-ice performance, edging out fellow Hurricanes prospect Chris Terry in the voting... Notched 20 points (13g, 7a) in 21 playoff games for the Cataractes as Shawinigan advanced to the seventh game of the 2009 QMJHL Finals before falling to Drummondville... Completed his first professional season in 2009-10, splitting the year between Albany (AHL) and Florida (ECHL)... Scored his first professional point with an assist for Albany (AHL) vs. Adirondack (10/17/09)... Scored his first two AHL goals vs. Springfield (10/30/09)... **2010-11:** Split the season between Florida (ECHL) and Charlotte (AHL), earning career highs in games played (50), goals (8), assists (11) and points (19) on the AHL level... Had 31 points (15g, 16a) in 27 ECHL games with Florida... Scored the game-winning goal in Charlotte's playoff-clinching game at Albany (4/2)... Skated in five Calder Cup playoff games for the Checkers, earning one assist.

CAREER STATS

YEAR	TEAM	LEAGUE	REGULAR SEASON					PLAYOFFS				
			GP	G	A	TP	PIM	GP	G	A	TP	PIM
2004-05	Shawinigan	QMJHL	2	1	1	2	6	—	—	—	—	—
2005-06	Shawinigan	QMJHL	34	5	5	10	20	—	—	—	—	—
	Gatineau	QMJHL	32	10	13	23	16	17	2	2	4	8
2006-07	Gatineau	QMJHL	65	22	29	51	44	5	1	1	2	2
2007-08	Gatineau	QMJHL	63	37	56	93	51	19	11	17	28	14
2008-09 (a)	Shawinigan	QMJHL	63	45	41	86	37	21	13	7	20	4
2009-10	Florida	ECHL	11	2	2	4	4	8	3	6	9	2
	Albany	AHL	41	5	3	8	10	—	—	—	—	—
2010-11	Florida	ECHL	27	15	16	31	12	—	—	—	—	—
	Charlotte	AHL	50	8	11	19	15	5	0	1	1	0
AHL Totals (2 seasons)			91	13	14	27	25	5	0	1	1	0

(a) May 20, 2009—Signed by the Carolina Hurricanes to a three-year, entry-level contract.



VICTOR RASK

Center • Shoots Left
6'2" • 194 lbs.
3/1/93 • Leksand, Sweden

Acquired: 2011 NHL Entry Draft
2010-11 Teams: Leksand (Swe-U18, Swe-Jr., Swe-2)
Drafted: Carolina 2011 (2-42-2)

CAREER


Drafted by the Hurricanes in the second round, 42nd overall, of the 2011 NHL Entry Draft... Had totaled 11 points (5g, 6a) in 45 career games with Leksand in HockeyAllsvenskan, the Swedish second division, entering the 2011-12 season... Had also played in 52 games with Leksand's junior team, earning 25 goals and 28 assists (53 points)... Was ranked 12th among European skaters heading into the 2011 NHL Entry Draft... Has represented Sweden in 10 international competitions... Skated in four games at the 2009 Ivan Hlinka Memorial Tournament... Totaled five points (3g, 2a) and was (+6) in six games at the 2010 U18 World Junior Championship in Belarus, helping Sweden capture the silver medal... Had eight points (1g, 7a) in six games and was the Player of the Game in the bronze-medal match at the 2010 World U17

Hockey Challenge in Timmons, Ontario... Earned five points (2g, 3a) and was (+5) in six games at the 2011 U18 World Junior Championships in Germany, as Sweden again won silver... Was named one of Sweden's top three players in that tournament... Played his first season for Leksand's J-20 Super Elite team in 2009-10, netting 22 goals and adding 19 assists (41 points) in 39 games... Also made his debut in Allsvenskan, the top Swedish minor league, skating in eight games... **2010-11:** Spent the majority of the season with Leksand's team in HockeyAllsvenskan, earning 11 points (5g, 6a) in 37 games... Also played for Leksand's junior squad, scoring 12 points (3g, 9a) in 13 games, and had eight points (4g, 4a) in four games with Leksand's U18 team.

CAREER STATS

YEAR	TEAM	LEAGUE	REGULAR SEASON					PLAYOFFS				
			GP	G	A	TP	PIM	GP	G	A	TP	PIM
2007-08	Leksand U18	Swe-U18	8	0	2	2	2	2	0	0	0	0
2008-09	Leksand U18	Swe-U18	26	9	6	15	8	—	—	—	—	—
2009-10	Leksand U18	Swe-U18	10	6	3	9	4	4	4	3	7	2
	Leksand Jr.	Swe-Jr.	39	22	19	41	35	5	3	2	5	2
2010-11 (a)	Leksand	Swe-2	8	0	0	0	0	—	—	—	—	—
	Leksand U18	Swe-U18	4	4	4	8	0	6	3	2	5	6
	Leksand Jr.	Swe-Jr.	13	3	9	12	2	—	—	—	—	—
	Leksand	Swe-2	37	5	6	11	8	—	—	—	—	—
Swe-2 Totals (2 Seasons)			45	5	6	11	8	—	—	—	—	—

(a) June 25, 2011—Selected by the Carolina Hurricanes in the 2011 NHL Entry Draft. Second Hurricanes pick, 42nd overall, second round.



RASMUS RISSANEN

Defenseman • Shoots Left
6'2" • 202 lbs.
7/13/91 • Kuopio, Finland

Acquired: 2009 NHL Entry Draft
2010-11 Teams: Everett (WHL), Charlotte (AHL)
Drafted: Carolina 2009 (5-178-6)

CAREER

Drafted by Carolina in the sixth round of the 2009 NHL Entry Draft... Signed by the Hurricanes to a three-year, entry level contract on 4/4/11... Totaled 27 points (5g, 22a) and 192 penalty minutes in 71 career regular-season games with Everett of the Western Hockey League (WHL)... Was Everett's first-round selection (17th overall) in the 2009 CHL Import Draft... Ranked 52nd on NHL Central Scouting's midterm list of international skaters for the 2009 NHL Entry Draft, but rose to 37th in the organization's final rankings... Represented Finland at the 2008 U-18 World Junior Championships, helping the Finns upset Canada to earn a bronze medal... Appeared in six games for Finland at the 2011 World Junior Championship in Buffalo, and was (+1)... Prior to beginning his North American career, had one goal, eight assists (9 points) and 66 penalty minutes in 34 career games for KalPa Jr. in the Finnish Junior League... Also played 38 games for KalPa's U18 squad, earning eight goals and 10 assists (18 points) and


totaling 127 penalty minutes... Played his first season of hockey in North America in 2009-10, totaling 15 points (4g, 11a) and earning a (+18) rating in 71 games with the Everett Silvertips (WHL)... Made his NHL debut at Seattle (9/18/09)... **2010-11:** Completed his second season with Portland (WHL), totaling 12 points (1g, 11a) in 68 regular-season games... Led the Silvertips in penalty minutes (89)... Had two-assist games vs. Vancouver (9/25) and at Swift Current (12/3) and a three-assist game at Tri-City (1/22)... Skated in all four of Everett's WHL playoff games, as the Silvertips were swept in the first round by Portland... Netted a pair of goals in Everett's 5-4 Game 3 loss vs. Portland (3/30)... Joined Charlotte of the American Hockey League (AHL) after signing an entry-level deal with the Hurricanes, and made his professional debut vs. Worcester (4/9)... Did not appear in any of the Checker's Calder Cup Playoff games.

CAREER STATS

YEAR	TEAM	LEAGUE	REGULAR SEASON					PLAYOFFS				
			GP	G	A	TP	PIM	GP	G	A	TP	PIM
2006-07	KalPa U18	Fin-U18	9	1	1	2	28	3	0	1	1	8
2007-08	KalPa U18	Fin-U18	29	7	9	16	99	2	0	0	0	8
	KalPa Jr.	Fin-Jr.	5	0	0	0	10	—	—	—	—	—
2008-09 (a)	KalPa Jr.	Fin-Jr.	29	1	8	9	56	4	0	1	1	6
2009-10	Everett	WHL	71	4	11	15	103	7	0	1	1	8
2010-11 (b)	Everett	WHL	68	1	11	12	89	4	2	0	2	8
	Charlotte	AHL	1	0	0	0	0	—	—	—	—	—
WHL Totals (2 Seasons)			139	5	22	27	192	11	2	1	3	16

(a) June 27, 2009—Selected by the Carolina Hurricanes in the 2009 NHL Entry Draft. Fifth Hurricanes pick, 178th overall, sixth round.

(b) April 4, 2011—Signed by the Carolina Hurricanes to a three-year, entry-level contract.



JUSTIN SHUGG

Left Wing • Shoots Right
5'11" • 194 lbs.
12/24/91 • Niagara Falls, Ont.

Acquired: 2010 NHL Entry Draft
2010-11 Team: St. Michael's (OHL)
Drafted: Carolina 2010 (6-105-4)

CAREER

Selected by the Hurricanes in the fourth round of the 2010 NHL Entry Draft... Signed a three-year, entry-level contract with the Hurricanes on 6/17/11... Totaled 215 points (101g, 114a) in 262 career Ontario Hockey League (OHL) games over four seasons... Also earned 43 points (20g, 23a) in 61 career OHL playoff games... Came within one game of capturing three consecutive Memorial Cup championships, helping Windsor win the Memorial Cup in back-to-back seasons in 2009 and 2010 and reaching the final game with Mississauga St. Michael's in 2011... Ranked 53rd among North American skaters by NHL Central Scouting heading into the 2010 Draft... Notched 111 points (65g, 46a) in 70 games for Niagara Falls in 2006-07, his final season before beginning his major junior career... Split his rookie OHL season between Oshawa and Windsor, totaling 17 points (4g, 13a) in 61 games in 2007-08... Scored 17 goals and was plus-21 in 68 regular-season games for Windsor in 2008-09... Had nine points (5g, 4a) in Windsor's 20-game playoff run to the 2009 OHL title, and skated in two games at the 2009 Memorial Cup before being sidelined with a broken collarbone... In 2009-10, totaled 79 points (39g, 40a) to rank second among Windsor skaters in regular-season scoring, behind only Taylor Hall... Ranked 10th in the OHL in goals (39) and third in game-winning goals (10) in 2009-10... Totaled 15 points (5g, 10a) in the 2010 OHL playoffs to help the Spitfires capture their second consecutive

OHL Championship, and had seven points (2g, 5a) in four games at the Memorial Cup, as Windsor won the tournament for the second consecutive year... **2010-11:** Completed his final season of junior hockey, playing for Mississauga St. Michael's (OHL) after being traded from Windsor on 8/27/10... Led St. Michael's in goals (41), assists (45) and points (86), skating in 66 of the team's 68 regular-season games... Ranked second in the OHL in game-winning goals (10), fourth in plus/minus (+48), tied for fifth in shorthanded goals (4) and tied for 15th in points... Was named OHL Player of the Week for the final week of October, after posting eight points (5g, 3a) and a (+4) rating in three games... Played for Team OHL at the 2010 Subway Super Series against Russia... Led St. Michael's in plus/minus (+15) and ranked tied for second on the team in goals (10) and points (19) during the OHL playoffs, as the Majors won the Eastern Conference title before falling to Owen Sound in Game 7 of the OHL Championship series... Was named OHL Player of the Week after posting six points (3g, 3a) in the first four games against Owen Sound in the OHL finals... Totaled three points (2g, 1a) and was (+2) in five games for host Mississauga at the 2011 Memorial Cup, as St. Michael's advanced to the final game before falling to Saint John of the Quebec Major Junior Hockey League (QMJHL) by the score of 3-1.

CAREER STATS

YEAR	TEAM	LEAGUE	REGULAR SEASON					PLAYOFFS				
			GP	G	A	TP	PIM	GP	G	A	TP	PIM
2006-07	Niagara Falls	Minor-ON	70	65	46	111	42	-	-	-	-	-
2007-08	Oshawa	OHL	38	4	10	14	10	-	-	-	-	-
	Windsor	OHL	23	0	3	3	2	3	0	0	0	0
2008-09	Windsor	OHL	68	17	16	33	48	20	5	4	9	16
2009-10 (a)	Windsor	OHL	67	39	40	79	43	18	5	10	15	10
2010-11 (b)	St. Michael's	OHL	66	41	45	86	43	20	10	9	19	14
OHL Totals (4 Seasons)			262	101	114	215	146	61	20	23	43	40

(a) June 26, 2010—Selected by the Carolina Hurricanes in the 2010 NHL Entry Draft. Sixth Hurricanes pick, 105th overall, fourth round.

(b) June 17, 2011—Signed by the Carolina Hurricanes to a three-year, entry-level contract.



JUSTIN SORYAL

Left Wing • Shoots Left
6'3" • 211 lbs.
6/29/87 • Toronto, Ont.

Acquired: 7/2/11, signed as a free agent
2010-11 Team: Connecticut (AHL)
Drafted: Undrafted

CAREER

Signed by the Hurricanes to a one-year, two-way contract on 7/2/11... Had 25 points (11g, 14a) and 493 penalty minutes in 189 career American Hockey League (AHL) games entering the 2011-12 season... Played junior hockey with Peterborough of the Ontario Hockey League (OHL), totaling 99 points (46g, 53a) and 455 penalty minutes in 201 career games... Spent the first three seasons of his professional career in the New York Rangers organization after signing with New York as an undrafted free agent on 3/12/08... Captured the OHL Championship with Peterborough in his second year of junior hockey 2005-06, skating in 17 postseason contests for the Petes... Set OHL career highs in games played (60), goals (26), assists (27) and points (53) with Peterborough in 2006-07, ranking first on the team in goals and fourth in points... Ranked fifth among Peterborough skaters in goals (17), assists (22) and points (39) during his final season

of junior hockey in 2007-08... Established AHL career highs in assists (7) and points (10) during his rookie season with Hartford in 2008-09... Made his professional debut vs. Springfield (10/11/08)... Earned his first AHL point with an assist at Toronto (10/18/08)... Set his AHL career high in goals with five and led Hartford skaters in penalty minutes (159) during the 2009-10 season... **2010-11:** Completed his third professional season with Connecticut (AHL), totaling six points (3g, 3a) in a career-high 79 games... Led the Whale and ranked 11th in the AHL with 220 penalty minutes... Scored his first goal of the season vs. Manchester (11/3)... Scored his second goal of the season at Springfield (11/19)... Had a season-high 25 penalty minutes vs. Worcester (12/4)... Netted his third goal of the year vs. Providence (1/1).

CAREER STATS

YEAR	TEAM	LEAGUE	REGULAR SEASON					PLAYOFFS				
			GP	G	A	TP	PIM	GP	G	A	TP	PIM
2004-05	Peterborough	OHL	29	0	1	1	54	14	0	1	1	21
2005-06	Peterborough	OHL	53	3	3	6	136	17	0	1	1	16
2006-07	Peterborough	OHL	60	26	27	53	125	-	-	-	-	-
2007-08 (a)	Peterborough	OHL	59	17	22	39	140	5	2	0	2	8
2008-09	Hartford	AHL	43	3	7	10	114	-	-	-	-	-
2009-10	Hartford	AHL	67	5	4	9	159	-	-	-	-	-
2010-11 (b)	Connecticut	AHL	79	3	3	6	220	1	0	0	0	0
AHL Totals (3 Seasons)			189	11	14	25	493	1	0	0	0	0

(a) March 12, 2008—Selected by the Carolina Hurricanes in the 2010 NHL Entry Draft. Sixth Hurricanes pick, 105th overall, fourth round.

(b) July 2, 2011—Signed by the Carolina Hurricanes as a free agent.



JARED STAAL

Right Wing • Shoots Right
6'4" • 210 lbs.
8/21/90 • Thunder Bay, Ont.

Acquired: 5/13/10, Trade with Phoenix
2010-11 Teams: Charlotte (AHL), Florida (ECHL)
Drafted : Phoenix 2008 (3-49-2)

CAREER

Acquired by the Hurricanes on May 13, 2010 in exchange for a fifth-round pick in the 2010 NHL Entry Draft... Signed to a three-year, entry-level contract on 5/14/10... Had three points (1g, 2a) in 23 career American Hockey League (AHL) games entering 2011-12... Also had 11 points (6g, 5a) in 33 career ECHL games... Totaled 153 points (54g, 99a) in 249 regular-season games during a four-year Ontario Hockey League (OHL) career with Sudbury... Was selected by Sudbury in the first round (11th overall) in the OHL Priority Draft after totaling 49 points (24g, 25a) in 64 games with the AAA Thunder Bay Kings in 2005-06... Skated in 63 regular-season games and 21 playoff games as a rookie for Sudbury in 2006-07, scoring the game-winning goal for the Wolves in the 2007 OHL Conference Finals... Ranked second among Sudbury skaters in scoring with 49 points (21g, 28a) in 2007-08 and was selected to play in the OHL All-Star Classic... Scored a goal in the 2008 CHL Top Prospects Game... Ranked tied for fourth on the Wolves in scoring in 2008-09 with 52 points (19g, 33a) in 67 games... Made his professional debut with San Antonio at the conclusion of the


Wolves' season, skating in five games without earning a point... His first AHL game was a 5-2 San Antonio victory at Lake Erie (3/21/09)... Led Sudbury in assists (37), totaling 49 points (12g, 37a) in 59 games during his final season of junior hockey in 2009-10... Joined San Antonio at the end of the junior season, earning his first professional point with an assist vs. Houston (4/8/10)... Is the youngest brother of Hurricanes center Eric Staal... **2010-11:** Completed his first full professional season, splitting the year between Charlotte (AHL) and Florida (ECHL)... Had two points (1g, 1a) in 13 games on the AHL level and 11 points (6g, 5a) in 33 ECHL games... Began the season with the Everblades in the ECHL, and netted his first professional goal vs. Trenton (11/24)... Earned his first AHL recall on 12/17, and netted his first AHL goal at Binghamton (12/18)... Earned his first assist with the Checkers vs. Worcester (4/9)... Did not appear in any of Charlotte's Calder Cup Playoff games.

CAREER STATS

YEAR	TEAM	LEAGUE	REGULAR SEASON					PLAYOFFS				
			GP	G	A	TP	PIM	GP	G	A	TP	PIM
2006-07	Sudbury	OHL	63	2	1	3	18	21	1	0	1	2
2007-08 (a)	Sudbury	OHL	60	21	28	49	44	—	—	—	—	—
2008-09	Sudbury	OHL	67	19	33	52	38	6	0	1	1	2
	San Antonio	AHL	5	0	0	0	0	—	—	—	—	—
2009-10 (b)	Sudbury	OHL	59	12	37	49	57	3	0	0	0	4
	San Antonio	AHL	5	0	1	1	2	—	—	—	—	—
2010-11	Florida	ECHL	33	6	5	11	6	—	—	—	—	—
	Charlotte	AHL	13	1	1	2	2	—	—	—	—	—
AHL Totals (2 Seasons)			23	1	2	3	4	—	—	—	—	—

(a) June 21, 2008—Selected by the Phoenix Coyotes in the 2008 NHL Entry Draft. Third Coyotes pick, 49th overall, second round.

(b) May 13, 2010—Acquired by the Carolina Hurricanes from the Phoenix Coyotes in exchange for a fifth-round pick in the 2010 NHL Entry Draft



TYLER STAHL

Defenseman • Shoots Right
6'1" • 196 lbs.
1/29/92 • Drumheller, Alb.

Acquired: 2010 NHL Entry Draft
2010-11 Team: Chilliwack (WHL)
Drafted: Carolina 2010 (7-167-6)

CAREER


Selected by the Hurricanes in the sixth round of the 2010 NHL Entry Draft... Had totaled 16 points (1g, 15a) and 328 penalty minutes in 127 career Western Hockey League (WHL) games with Chilliwack entering the 2011-12 season... Selected by the Chilliwack Bruins in the fourth round (70th overall) of the 2007 WHL Bantam Draft... Made his WHL debut with Chilliwack in a 4-2 loss at Moose Jaw (2/26/08)... Spent the 2008-09 season with the Caronport High School team in Saskatchewan, recording 23 goals, 21 assists (44 points) and 182 penalty minutes in 35 games... Completed his first full WHL season in 2009-10, earning six assists and totaling 146 penalty minutes in 59 games... Earned his first WHL point

with an assist on Dylon McKinlay's goal in a 7-6 loss vs. Prince George (9/26/09)... **2010-11:** Completed his second full season with Chilliwack (WHL), earning career highs in assists (9), points (10) and penalty minutes... Ranked second among Bruins skaters in penalty minutes... Scored his first career WHL goal and added an assist in a 5-2 win at Kamloops (9/25)... Earned a pair of assists in a 7-2 victory vs. Portland (11/26)... Had 11 penalty minutes in a game twice: vs. Kamloops (10/12) and at Tri-City (3/18)... Skated in three postseason contests for the Bruins, totaling 11 penalty minutes as Chilliwack fell in the opening round to Spokane.

CAREER STATS

YEAR	TEAM	LEAGUE	REGULAR SEASON					PLAYOFFS				
			GP	G	A	TP	PIM	GP	G	A	TP	PIM
2007-08	Caronport	Minor-SK	36	6	11	17	104	—	—	—	—	—
	Chilliwack	WHL	1	0	0	0	0	—	—	—	—	—
2008-09	Drumheller	AJHL	1	0	0	0	2	—	—	—	—	—
	Caronport	Minor-SK	35	23	21	44	182	—	—	—	—	—
2009-10 (a)	Chilliwack	WHL	59	0	6	6	146	6	0	0	0	18
2010-11	Chilliwack	WHL	67	1	9	10	182	3	0	0	0	11
WHL Totals (2 Seasons)			127	1	15	16	328	9	0	0	0	29

(a) June 26, 2010—Selected by the Carolina Hurricanes in the 2010 NHL Entry Draft. Seventh Hurricanes pick, 167th overall, sixth round.



BRODY SUTTER

Center • Shoots Right
6'5" • 203 lbs.
9/26/91 • Viking, Alb.

Acquired: 2011 NHL Entry Draft
2010-11 Team: Lethbridge (WHL)
Drafted: Carolina 2011 (6-193-7)

CAREER


Selected by the Hurricanes in the seventh round of the 2011 NHL Entry Draft... Had totaled 65 points (27g, 38a) and 88 penalty minutes in 166 career Western Hockey League (WHL) games with Saskatoon and Lethbridge entering the 2011-12 season... Is the son of former NHL player, coach and general manager and current Edmonton Oilers scout Duane Sutter... Two of his cousins – Brandon and Brett – play in the Hurricanes organization... Began his WHL career with Saskatoon in 2008, before being traded to Lethbridge... Totaled nine points (4g, 5a) in 48 total games during his rookie campaign in 2008-09, and appeared in 10 of Lethbridge's playoff games as the Hurricanes fell to Calgary in the second round... Skated in a career-high 72 games and earned 14 points (5g, 9a) with Lethbridge during his second WHL season... **2010-11:** Established career highs in goals (18), assists (24) and points (42), despite being

limited to 46 games with Lethbridge due to injuries... Ranked fourth among Hurricanes skaters in assists and points and tied for fourth in goals... Was tied for third on the team in plus/minus (+1)... Attended the Florida Panthers' training camp as a free agent... Skated in just one WHL game prior to the start of December... Earned three assists vs. Moose Jaw (12/7), the start of a four-game assist streak (12/7-12/15: 1g, 6a)... Had his second three-point game of the season with a goal and two assists vs. Swift Current (1/1)... Earned his second three-assist game of the season at Medicine Hat (1/18)... Netted two goals and added an assist at Brandon (1/21)... Scored a pair of goals vs. Kamloops (2/23), part of a three-game goal streak from 2/21-2/25 (4g, 1a)... Found the net in each of Lethbridge's final three games of the season (3/15-3/19: 3g, 1a).

CAREER STATS

YEAR	TEAM	LEAGUE	REGULAR SEASON					PLAYOFFS				
			GP	G	A	TP	PIM	GP	G	A	TP	PIM
2008-09	Saskatoon	WHL	18	0	2	2	4	–	–	–	–	–
	Lethbridge	WHL	30	4	3	7	7	10	0	0	0	2
2009-10 (a)	Lethbridge	WHL	72	5	9	14	42	–	–	–	–	–
2010-11	Lethbridge	WHL	46	18	24	42	35	–	–	–	–	–
WHL Totals (3 Seasons)			166	27	38	65	88	10	0	0	0	2

(a) June 25, 2011—Selected by the Carolina Hurricanes in the 2011 NHL Entry Draft. Sixth Hurricanes pick, 193rd overall, seventh round.



CHRIS TERRY

Left Wing • Shoots Left
5'10" • 190 lbs.
4/7/89 • Brampton, Ont.

Acquired: 2007 NHL Entry Draft
2010-11 Team: Charlotte (AHL)
Drafted: Carolina 2007 (4-132-5)

CAREER

Drafted by the Hurricanes in the fifth round of the 2007 NHL Entry Draft... Had totaled 111 points (51g, 60a) and 99 penalty minutes in 161 career American Hockey League (AHL) games entering the 2011-12 season... Completed his junior hockey career in 2009 with 289 points (114g, 175a) and 352 penalty minutes in 253 games with the Plymouth Whalers of the Ontario Hockey League (OHL)... Was teammates with fellow Hurricanes prospects Brett Bellemore and Michal Jordan in Plymouth... Ranks third on Plymouth's all-time scoring list (289 points)... Is third in Plymouth franchise history in assists (175) and fifth in goals (114) and games played (253)... Holds Plymouth's franchise record for consecutive regular-season games played at 168 games (1/5/06-3/16/08)... Was named Plymouth's Rookie of the Year in 2005-06 after tallying nine goals and 19 assists (28 points) in 64 games... Played for Team Ontario at the 2006 World Under-17 Tournament in Regina, Sask, tallying five goals and one assist in five games... Named OHL Academic Player of the Month for October 2006 in the West Division... Ranked fourth among Whalers skaters with 18 points in Plymouth's march to the 2007 OHL championship and berth in the 2007 Memorial Cup... Became the 14th player in Plymouth's history to record a 100-point season, notching 44 goals and 57 assists (101 points) to lead the Whalers in scoring in 2007-08... Represented the Western Conference in the 2008 OHL All-Star Classic in Sault Ste. Marie... Led Plymouth and ranked second in the OHL in scoring with 94 points (39g, 55a) in 53 games in 2008-09... Was the OHL's recipient of the 2008-09 Dan Snyder Memorial Trophy as the league's humanitarian of the year... Was also named the first-ever winner of the Mickey Renaud Captain's Trophy for leadership on and off the ice... Served as Plymouth's team captain and earned the team's MVP, Humanitarian of the Year and Academic Player of the Year awards... Also named a 2008-09 OHL Third Team All-Star...

Was the OHL Player of the Month for December 2008 after totaling 15 points (7g, 8a) in 10 games, and for February 2009 with 26 points (10g, 16a) in 10 games... Represented the Western Conference at the 2009 OHL All-Star Classic in Windsor, his second consecutive All-Star appearance... Was named to the Canadian team for the ADT Canada-Russia Challenge but could not play due to illness... Ranked second among Albany skaters in scoring during his rookie AHL season in 2009-10, totaling 47 points (17 goals, 30 assists)... Also ranked second on the team in plus/minus (+12) and was one of two River Rats to play in all 80 regular season games... Scored his first professional goal (and point) in Albany's season opener vs. Manchester (10/3/09)... Played in all eight of Albany's 2010 Calder Cup Playoff games, and was third among Rats skaters six points (2g, 4a)... **2010-11:** Completed his second AHL season, ranking first among Charlotte skaters and third in the league with 34 goals... His 34 goals led all AHL Eastern Conference players... Was second on the team in points (64), fifth in assists (30), tied for second in power-play goals (10) and tied for first in shorthanded goals (2)... Skated in all 80 regular-season games for the second consecutive season... Earned his first of three multi-goal games with two goals vs. Portland (11/2)... Netted the game-winning goal in Charlotte's first AHL home win, vs. Portland (11/3)... Had a seven-game point streak from 11/2-11/11 (5g, 4a)... Earned a season-high three assists vs. Syracuse (12/6)... Totaled 12 points (7g, 5a) in 13 games in March... Skated in all 16 of Charlotte's Calder Cup Playoff games, as the Checkers advanced to the Eastern Conference Final, ranking tied for first on the team with six playoff goals... Was first among Charlotte skaters with four points during the Eastern Conference Final series vs. Binghamton.

CAREER STATS

YEAR	TEAM	LEAGUE	REGULAR SEASON					PLAYOFFS				
			GP	G	A	TP	PIM	GP	G	A	TP	PIM
2005-06	Plymouth	OHL	64	9	19	28	72	11	3	2	5	4
2006-07 (a)	Plymouth	OHL	68	22	44	66	98	20	8	10	18	21
2007-08	Plymouth	OHL	68	44	57	101	107	4	4	3	7	6
	Albany	AHL	1	0	0	0	0	–	–	–	–	–
2008-09	Plymouth	OHL	53	39	55	94	75	11	7	9	16	18
2009-10	Albany	AHL	80	17	30	47	47	8	2	4	6	0
2010-11	Charlotte	AHL	80	34	30	64	52	16	6	3	9	14
AHL Totals (3 Seasons)			161	51	60	111	99	24	8	7	15	14

(a) June 22, 2007—Was selected by the Carolina Hurricanes in the 2007 NHL Entry Draft. Fourth Hurricanes pick, 132nd overall, fifth round.



CHARLOTTE CHECKERS (AHL)

210 E Trade Street, Suite E480
 Charlotte, North Carolina 28202
Phone: 704/342-4423
Fax: 704/377-4595

Website: www.gocheckers.com
Colors: Red, Black and Silver
Home Arena (capacity): Time Warner Arena (6,800)

DIRECTORY

Owner/Chief Executive Officer/Governor Michael A. Kahn
 Chief Operating Officer/Alternate Governor Tera Black
 Senior Vice President of Hockey Business Operations Derek Wilkinson
 Head Coach/General Manager Jeff Daniels
 Assistant Coach Geordie Kinnear
 Head Athletic Trainer Brian Maddox
 Head Equipment Manager Steve Latin
 Senior Vice President Aaron Osborne
 Vice President Shawn Lynch
 Vice President of Corporate Partnerships Thomas Smith
 Senior Director of New Business Development Patrick Stack
 Director of Public and Media Relations Mike Lappan
 Director of Creative Services and Production Eric Bridenstine
 Director of Digital Media Paul Branecky

Director of Community Relations and Marketing Danielle Adkins
 Director of Broadcasting/Voice of the Checkers Jason Shaya
 Director of Corporate Services Scott Brewster
 Director of Entertainment and Game Operations Lindsay Hofferberth
 Director of Finance/Controller Meredith Pollov
 Director of Group Ticket Sales Alice Garmon
 Senior Account Executive Kevin Wagner
 Fan Services Manager Greg Martin
 Group Services Manager Jessica Taylor
 Sales Consultant, Ticket Sales Austin Caldwell
 Account Executive Nathan Beasley
 Group Sales Specialist Natalie Jetton
 Merchandise Coordinator Tanya Tower
 Photographer Gregg Forwerck

2011-12 SCHEDULE

DAY	DATE	OPPONENT	TIME	DAY	DATE	OPPONENT	TIME
OCTOBER				JANUARY (continued)			
Friday	7	at Norfolk	7:30 p.m.	Sunday	15	Grand Rapids	3:00 p.m.
Saturday	8	at Norfolk	7:15 p.m.	Tuesday	17	Grand Rapids	7:00 p.m.
Saturday	15	Peoria	7:00 p.m.	Friday	20	at Abbotsford	7:00 p.m.
Sunday	16	Peoria	3:00 p.m.	Saturday	21	at Abbotsford	7:00 p.m.
Friday	21	Houston	7:00 p.m.	Tuesday	24	at Norfolk	7:15 p.m.
Saturday	22	Houston	7:00 p.m.	Thursday	26	Rockford	7:00 p.m.
Sunday	23	Norfolk	5:00 p.m.	Friday	27	Rockford	7:00 p.m.
Friday	28	at Oklahoma City	7:00 p.m.	FEBRUARY			
Saturday	29	at San Antonio	7:00 p.m.	Friday	3	at Oklahoma City	7:00 p.m.
Sunday	30	at Houston	5:05 p.m.	Saturday	4	at Texas	7:00 p.m.
NOVEMBER				Friday	10	at Milwaukee	7:00 p.m.
Friday	4	at Milwaukee	7:00 p.m.	Saturday	11	at Peoria	7:00 p.m.
Saturday	5	at Grand Rapids	7:00 p.m.	Sunday	12	Norfolk	6:00 p.m.
Sunday	6	at Rockford	5:05 p.m.	Friday	17	at Peoria	7:00 p.m.
Friday	11	at Oklahoma City	7:00 p.m.	Saturday	18	at Chicago	7:00 p.m.
Saturday	12	at Oklahoma City	7:00 p.m.	Sunday	19	at Chicago	3:00 p.m.
Sunday	13	at Houston	5:05 p.m.	Friday	24	Oklahoma City	7:00 p.m.
Friday	18	Rockford	7:00 p.m.	Saturday	25	Oklahoma City	7:00 p.m.
Sunday	20	Rockford	3:00 p.m.	MARCH			
Wednesday	23	at Norfolk	7:15 p.m.	Saturday	3	at Lake Erie	7:30 p.m.
Saturday	26	Milwaukee	7:00 p.m.	Sunday	4	at Lake Erie	3:00 p.m.
Sunday	27	Milwaukee	2:00 p.m.	Saturday	10	Chicago	7:00 p.m.
Wednesday	30	Texas	7:00 p.m.	Sunday	11	Chicago	3:00 p.m.
DECEMBER				Friday	16	Norfolk	7:00 p.m.
Saturday	3	Texas	7:00 p.m.	Sunday	18	Norfolk	3:00 p.m.
Sunday	4	Lake Erie	5:00 p.m.	Tuesday	20	Peoria	7:00 p.m.
Monday	5	Lake Erie	7:00 p.m.	Wednesday	21	Peoria	7:00 p.m.
Friday	9	at Texas	7:30 p.m.	Saturday	24	at Hershey	7:00 p.m.
Sunday	11	at San Antonio	3:30 p.m.	Sunday	25	at Hershey	5:00 p.m.
Thursday	15	Chicago	7:00 p.m.	Friday	30	at Grand Rapids	7:00 p.m.
Friday	16	Chicago	7:00 p.m.	Saturday	31	at Peoria	7:00 p.m.
Sunday	18	Oklahoma City	6:00 p.m.	APRIL			
Tuesday	20	Oklahoma City	7:00 p.m.	Tuesday	3	Milwaukee	7:00 p.m.
Friday	30	at Rockford	7:05 p.m.	Thursday	5	Milwaukee	7:00 p.m.
Saturday	31	at Chicago	3:00 p.m.	Friday	6	Abbotsford	7:00 p.m.
JANUARY				Sunday	8	Abbotsford	3:00 p.m.
Tuesday	3	San Antonio	7:00 p.m.	Tuesday	10	at Rockford	7:05 p.m.
Wednesday	4	San Antonio	7:00 p.m.	Friday	13	at Peoria	7:00 p.m.
Saturday	7	at Milwaukee	7:00 p.m.	Saturday	14	at Rockford	7:05 p.m.
Sunday	8	at Chicago	3:00 p.m.	Sunday	15	at Milwaukee	3:00 p.m.
Wednesday	11	Hershey	7:00 p.m.				
Thursday	12	Hershey	7:00 p.m.				



JEFF DANIELS

HEAD COACH AND GENERAL MANAGER

Jeff Daniels, 43, enters his 15th year with the Carolina Hurricanes organization and his third year as the Head Coach and General Manager of the their top minor league affiliate. Daniels has a 120-96-24 record in the first three seasons of his career as a head coach.

In 2010-11, Daniels led the Charlotte Checkers to 44 wins and 94 points during the regular-season, the best totals for a Carolina affiliate since 2004-05. Daniels then guided the Checkers to the Eastern Conference Final, the deepest Calder Cup playoff run for Carolina's AHL team since the 1996-97 Springfield Falcons.

Prior to being appointed to his current post, Daniels spent four seasons with the Hurricanes as an assistant coach. He helped guide the Hurricanes to the 2006 Stanley Cup championship, marking the second time he captured the Stanley Cup in his hockey career, as he also has his name inscribed on the Cup as a player with the 1992 Pittsburgh Penguins.

Daniels was originally drafted by the Pittsburgh Penguins in the sixth round (109th overall) of the 1986 NHL Entry Draft. In his 15-year professional playing career as a forward, Daniels spent time with Pittsburgh, Florida, Nashville and Carolina organizations. He played in 425 NHL regular-season games, scoring 17 goals and

26 assists (43 points), and 41 Stanley Cup Playoff games, where he totaled three goals and five assists (8 points). He played in the Hurricanes organization for six seasons, tallying eight goals and 12 assists (20 points) in 272 regular season games, and three assists in 29 playoff games, while making a trip to the Stanley Cup Finals in 2002.

In addition to his time in the NHL, Daniels also played in the IHL and AHL. He played in 334 career IHL games with Muskegon, Cleveland, Detroit and Milwaukee, totaling 115 goals and 157 assists for 272 points. In 181 career AHL games with Springfield and New Haven, he earned 64 goals and 61 assists (125 points). Prior to turning professional in 1988, Daniels played four seasons of junior hockey for his hometown team, the Oshawa Generals of the Ontario Hockey League (OHL).

Daniels retired as a player from the Carolina Hurricanes on Nov. 17, 2003. He worked in a player-development capacity in the team's front office before joining the Hurricanes' coaching staff on Dec. 15, 2003.

Jeff and his wife, Jennifer, live in Morrisville, NC in the off-season with their daughter, Jordan.



GEORDIE KINNEAR

ASSISTANT COACH

Geordie Kinnear enters his ninth season as an assistant coach in the American Hockey League (AHL) and his fifth full season working for the Carolina Hurricanes organization. He spent the 2006-07 season serving as a part-time assistant and special consultant for the Albany River Rats during their first year as the 'Canes top minor-league affiliate.

Kinnear began his coaching career when he joined the Albany coaching staff in August of 2001, after an eight-year professional career. He worked for the New Jersey Devils organization from 2001-2006, serving as Albany's assistant coach for four seasons and working as a special assignment scout with the Devils during the 2004-05 campaign.

After playing three seasons of junior hockey for the Peterborough Petes of the Ontario Hockey League, Kinnear was drafted by New Jersey in the seventh round (162nd overall) of

the 1992 NHL Entry Draft. An original River Rat, he skated with Albany for the first six years of his eight-year professional career (1993-94 to 1998-99), helping them reach the playoffs every year. Over that time, he was a member of the River Rats' 1995 Calder Cup championship team, was selected to four consecutive AHL All-Star Classics (1995-1999) and served as Albany's captain for three seasons (1996-1999).

In August of 1999 Kinnear signed with the Atlanta Thrashers as a free agent, making his National Hockey League debut by appearing in four games with Atlanta. He split the 1999-2000 season between Atlanta and the Thrashers' IHL affiliate, the Orlando Solar Bears. After starting the 2000-01 season with Orlando, he was traded back to New Jersey on November 6, 2000, and played 14 games with Albany before being forced to retire due to injury in December of 2000.



FLORIDA EVERBLADES (ECHL)

Germain Arena
11000 Everblades Parkway
Estero, FL 33928
Phone: 239/948-7825

Fax: 239/948-2248
Website: www.floridaeverblades.com
Colors: Navy Blue, Green, White

DIRECTORY

Owner	Peter Karmanos Jr.
President/General Manager	Craig Brush
Assistant to the President	DeShea Grimm
Head Coach/Director of Hockey Operations	Greg Poss
Assistant Coach	Brad Tapper
Athletic Trainer	Dustin Flynn
Equipment Manager	Jason Berger
VP of Sales and Marketing	Chris Palin
Public/Community Relations Manager & Broadcaster	Alex Reed
Customer Service Manager	Scott Bogen
Group Sales Manager	Trent Ferguson
Manager of Marketing and Sponsorship Activation	Shannon Burrows
Senior Account Manager	John Curtis
Account Executive	Ben Baker
Sales & Promotions Coordinator	Megan Robison

2011-12 SCHEDULE

DAY	DATE	OPPONENT	TIME	DAY	DATE	OPPONENT	TIME
OCTOBER				JANUARY (continued)			
Friday	14	Gwinnett	7:30 p.m.	Friday	13	Chicago	7:30 p.m.
Saturday	15	Gwinnett	7:00 p.m.	Saturday	14	Chicago	7:00 p.m.
Friday	21	at Elmira	7:35 p.m.	Friday	20	at Gwinnett	7:35 p.m.
Saturday	22	at Trenton	7:00 p.m.	Saturday	21	at S. Carolina	7:05 p.m.
Sunday	23	at Reading	4:05 p.m.	Sunday	22	at S. Carolina	4:05 p.m.
Friday	28	at Greenville	7:35 p.m.	Wednesday	25	Greenville	7:30 p.m.
Saturday	29	at Greenville	7:05 p.m.	Friday	27	Greenville	7:30 p.m.
NOVEMBER				Saturday	28	Greenville	7:30 p.m.
Tuesday	1	at Gwinnett	7:05 p.m.	FEBRUARY			
Wednesday	2	at S. Carolina	7:05 p.m.	Wednesday	1	Reading	7:30 p.m.
Friday	4	at S. Carolina	7:05 p.m.	Friday	3	Reading	7:30 p.m.
Saturday	5	at Greenville	7:05 p.m.	Saturday	4	Reading	7:00 p.m.
Wednesday	9	Wheeling	7:30 p.m.	Friday	10	at Gwinnett	7:35 p.m.
Friday	11	Wheeling	7:30 p.m.	Saturday	11	at S. Carolina	7:05 p.m.
Saturday	12	Wheeling	7:00 p.m.	Sunday	12	at S. Carolina	4:05 p.m.
Friday	18	Greenville	7:30 p.m.	Wednesday	15	S. Carolina	7:30 p.m.
Saturday	19	Greenville	7:00 p.m.	Friday	17	S. Carolina	7:30 p.m.
Wednesday	23	at Toledo	7:00 p.m.	Saturday	18	S. Carolina	7:00 p.m.
Friday	25	at Kalamazoo	7:30 p.m.	Friday	24	at Cincinnati	7:35 p.m.
Saturday	26	at Kalamazoo	7:30 p.m.	Saturday	25	at Chicago	8:30 p.m.
Wednesday	30	Gwinnett	7:30 p.m.	Sunday	26	at Chicago	5:00 p.m.
DECEMBER				Wednesday	29	Kalamazoo	7:30 p.m.
Friday	2	Gwinnett	7:30 p.m.	MARCH			
Saturday	3	Gwinnett	7:00 p.m.	Friday	2	Kalamazoo	7:30 p.m.
Wednesday	7	Elmira	7:30 p.m.	Saturday	3	Kalamazoo	7:00 p.m.
Friday	9	Elmira	7:30 p.m.	Friday	9	at Wheeling*	7:35 p.m.
Saturday	10	Elmira	7:00 p.m.	Saturday	10	at Wheeling*	TBD
Thursday	15	at Gwinnett	7:05 p.m.	Sunday	11	at Trenton	4:00 p.m.
Friday	16	at Greenville	7:35 p.m.	Wednesday	14	at Reading	7:05 p.m.
Saturday	17	at Greenville	7:05 p.m.	Friday	16	at Elmira	7:35 p.m.
Thursday	22	Trenton	7:30 p.m.	Saturday	17	at Elmira	7:35 p.m.
Friday	23	Trenton	7:30 p.m.	Sunday	18	at Reading	4:05 p.m.
Thursday	29	at Greenville	7:35 p.m.	Wednesday	21	S. Carolina	7:30 p.m.
Friday	30	at Gwinnett	7:35 p.m.	Friday	23	S. Carolina	7:30 p.m.
Saturday	31	at S. Carolina	7:05 p.m.	Saturday	24	S. Carolina	7:00 p.m.
JANUARY				Wednesday	28	Gwinnett	7:30 p.m.
Friday	6	at Gwinnett	7:35 p.m.	Friday	30	Gwinnett	7:30 p.m.
Saturday	7	at Gwinnett	7:05 p.m.	Saturday	31	Gwinnett	7:00 p.m.
Wednesday	11	Chicago	7:30 p.m.	*Game played in Johnstown, PA			



CRAIG BRUSH

PRESIDENT AND GENERAL MANAGER

Craig Brush, President of the Florida Everblades, along with partners Peter Karmanos and the late Thomas Thewes, founded the Everblades and Germain Arena in 1998. Brush, a native of Milton, Ontario, oversees all aspects of both the hockey club and the sports complex.

In 12 seasons, the Everblades have hosted 2,703,880 fans in 430 regular season games, average of 6,300 per game, and have led the ECHL in attendance in five of their 12 seasons. Germain Arena and the Everblades hosted the 2003 Compuware/ECHL All-Star Game and have led the Kelly Cup Playoffs in attendance six times.

The Everblades have earned a post-season berth in 12 consecutive seasons in Southwest Florida. During the 2003-04 season, Florida captured the Eastern Conference title and made

its first ever trip to the Kelly Cup Finals. After capturing the 2004-05 American Conference Championship, the Everblades became the first team in Kelly Cup history to make back-to-back trips to the Kelly Cup Finals. Florida was also awarded the regular-season championship Brabham Cup following the 1998-99 and 2008-09 seasons.

Brush played hockey for three seasons at Cornell University and was a member of the 1970 undefeated NCAA Championship team. He has also coached in the Compuware youth hockey program for many years.

Craig and his wife, Kyle, split time between Estero, Florida, and Birmingham, Michigan. The couple has three sons: Matt, Tyler and Patrick.



GREG POSS

HEAD COACH

Poss, 46, enters his second season as head coach of the Florida Everblades, and is just the fourth head coach in the 13-year history of the franchise. The native of Green Bay, Wisconsin, led the 'Blades to the playoffs in his first season with the team, posting a 37-30-1-4 record. Poss came to Florida after serving as an assistant coach with the ECHL's Ontario Reign in 2009-10.

Prior to joining the Reign, Poss spent eight seasons as a head coach in the German Elite League (DEL) with Iserlohn, Nuremberg and Mannheim. In 2006-07, he helped Mannheim become the first team in DEL history to finish in first place in the regular season, win the inter-league tournament and capture the league championship in the same year, after leading the club to a 35-9-8 record.

In addition to his club team experience, Poss has also gained experience in international competitions. In 2009, he served as an assistant coach with the USA Hockey team that finished second in the Deutschland Cup. In 2004 and 2005, Poss served as head

coach of the German Senior National teams that participated in the Deutschland Cup and 2005 IIHF World Championships. His first international coaching experience came in 2003, as an assistant coach for the American team that finished first in the Deutschland Cup. In 2004, he again served as an assistant coach for Team USA, as the Americans won bronze at the IIHF World Championships in Prague.

As a player, Poss played on the professional level for three seasons in the American Hockey League (AHL) and International Hockey League (IHL). In two seasons from 1989-91, Poss tallied 44 points (17g, 27a) and 103 penalty minutes in 109 games with the Maine Mariners (AHL). In 1991-92, Poss skated in 18 games with the Peoria Rivermen (IHL), earning five points (1g, 4a) and 41 penalty minutes before suffering a career-ending knee injury.

Prior to turning professional, Poss played four seasons at the University of Wisconsin from 1985-1989, posting 25 points in 101 career games.

AFFILIATIONS HISTORY

YEARLY AFFILIATIONS

YEAR	TEAM	COACH	GP	W	L	T/OT	OT/SOL	PTS	GF	GA	PCT
1979-80	Springfield Indians	Larry Kish	80	31	37	12		74	292	302	0.463
1980-81	Binghamton Whalers	Larry Kish	80	32	42	6		70	296	336	0.438
1981-82	Binghamton Whalers	Larry Kish	80	46	28	6		98	329	266	0.613
1982-83	Binghamton Whalers	John Cuniff/Rick Ley	80	36	36	8		80	320	333	0.500
1983-84	Binghamton Whalers	John Cuniff	80	33	43	4		70	359	388	0.438
1984-85	Binghamton Whalers	Larry Pleau	80	52	20	8		112	388	265	0.700
1985-86	Binghamton Whalers	Larry Pleau	80	41	34	5		87	316	290	0.544
1986-87	Binghamton Whalers	Larry Pleau	80	47	26	7		101	309	259	0.631
1987-88	Binghamton Whalers	Larry Pleau/Doug Jarvis	80	38	34	8		87	353	300	0.544
1988-89	Binghamton Whalers	Claude Larose	80	28	46	6		62	307	392	0.388
1989-90	Binghamton Whalers	Doug McKay	80	11	60	9		31	229	366	0.194
1990-91	Springfield Indians	Jim Roberts	80	43	27	10		96	348	281	0.600
1991-92	Springfield Indians	Jay Leach	80	43	29	8		94	308	277	0.588
1992-93	Springfield Indians	Jay Leach	80	25	41	14		64	282	336	0.400
1993-94	Springfield Indians	Joel Quenneville	80	29	38	13		71	309	327	0.444
1994-95	Springfield Falcons	Paul Gillis	80	31	37	12		74	299	289	0.463
1995-96	Springfield Falcons	Kevin McCarthy	80	42	27	11		100	272	215	0.594
1996-97	Springfield Falcons	Kevin McCarthy	80	41	27	12		96	268	229	0.588
1997-98	Beast of New Haven	Kevin McCarthy	80	38	35	7		85	256	239	0.519
1998-99	Beast of New Haven	Kevin McCarthy	80	33	35	12		78	240	250	0.488
1999-00	Cincinnati Cyclones	Ron Smith	82	44	30	8		96	244	246	0.585
2000-01	Cincinnati Cyclones	Ron Smith	82	44	29	9		97	267	258	0.591
2001-02	Lowell Lock Monsters	Ron Smith	82	41	25	11	3	96	229	209	0.585
2002-03	Lowell Lock Monsters	Ron Smith	82	19	51	7	3	48	175	275	0.293
2003-04	Lowell Lock Monsters	Ron Smith	80	32	36	6	6	76	208	242	0.475
2004-05	Lowell Lock Monsters	Tom Rowe	80	47	27	1	5	100	242	190	0.625
2005-06	Lowell Lock Monsters	Tom Rowe	80	29	37	6	8	72	222	257	0.450
2006-07	Albany River Rats	Tom Rowe	80	37	36	7	7	81	246	258	0.506
2007-08	Albany River Rats	Tom Rowe	80	43	30	7	7	93	213	198	0.581
2008-09	Albany River Rats	Jeff Daniels	80	33	40		7	73	219	258	0.456
2009-10	Albany River Rats	Jeff Daniels	80	43	29	3	5	94	244	231	0.588
2010-11	Charlotte Checkers	Jeff Daniels	80	44	27	2	7	97	265	243	0.606

YEAR	TEAM	COACH	STANDINGS
1979-80	Springfield Indians	Larry Kish	5th—N'rn Div.
1980-81	Binghamton Whalers	Larry Kish	3rd—S'rn Div.
1981-82	Binghamton Whalers	Larry Kish	1st—S'rn Div.
1982-83	Binghamton Whalers	John Cuniff/Rick Ley	4th—S'rn Div.
1983-84	Binghamton Whalers	John Cuniff	6th—S'rn Div.
1984-85	Binghamton Whalers	Larry Pleau	1st—S'rn Div.
1985-86	Binghamton Whalers	Larry Pleau	2nd—S'rn Div.
1986-87	Binghamton Whalers	Larry Pleau	2nd—S'rn Div.
1987-88	Binghamton Whalers	Larry Pleau/Doug Jarvis	4th—S'rn Div.
1988-89	Binghamton Whalers	Claude Larose	7th—S'rn Div.
1989-90	Binghamton Whalers	Doug McKay	7th—S'rn Div.
1990-91	Springfield Indians	Jim Roberts	1st—N'rn Div.
1991-92	Springfield Indians	Jay Leach	1st—N'rn Div.
1992-93	Springfield Indians	Jay Leach	4th—N'rn Div.
1993-94	Springfield Indians	Joel Quenneville	4th—N'rn Div.
1994-95	Springfield Falcons	Paul Gillis	5th—N'rn Div.
1995-96	Springfield Falcons	Kevin McCarthy	1st—N'rn Div.
1996-97	Springfield Falcons	Kevin McCarthy	2nd—N'rn Div.
1997-98	Beast of New Haven	Kevin McCarthy	3rd—NE Div.
1998-99	Beast of New Haven	Kevin McCarthy	5th—NE Div.
1999-00	Cincinnati Cyclones	Ron Smith	3rd—East Div.
2000-01	Cincinnati Cyclones	Ron Smith	3rd—East Div.
2001-02	Lowell Lock Monsters	Ron Smith	1st—N'rn Div.
2002-03	Lowell Lock Monsters	Ron Smith	5th—N'rn Div.
2003-04	Lowell Lock Monsters	Ron Smith	6th—Atl. Div.
2004-05	Lowell Lock Monsters	Tom Rowe	3rd—Atl. Div.
2005-06	Lowell Lock Monsters	Tom Rowe	5th—Atl. Div.
2006-07	Albany River Rats	Tom Rowe	4th—East Div.
2007-08	Albany River Rats	Tom Rowe	3rd—East Div.
2008-09	Albany River Rats	Jeff Daniels	7th—East Div.
2009-10	Albany River Rats	Jeff Daniels	2nd—East Div.
2010-11	Charlotte Checkers	Jeff Daniels	3rd—East Div.

PLAYOFF HISTORY

Missed the playoffs by one point
 Lost to Adirondack in the first round, 4-1
 Lost to New Brunswick in the Finals, 4-1
 Lost to Rochester in the first round, 4-1
 Missed the playoffs by 14 points
 Lost to Baltimore in the second round, 4-0
 Lost to St. Catharines in the first round, 4-2
 Lost to Rochester in the second round, 4-2
 Lost to Hershey in the first round, 4-0
 Missed the playoffs by 20 points
 Missed the playoffs by 61 points
 Won the Calder Cup
 Lost to Adirondack in the second round, 4-0
 Lost to Cape Breton in the third round, 2-0
 Lost to Adirondack in the first round, 4-2
 Missed playoffs on tie-breaking formula
 Lost to Portland in the second round, 4-2
 Lost to Hershey in the third round, 4-3
 Lost to Hartford in first round, 3-0
 Missed playoffs on tie-breaking formula
 Lost to Grand Rapids in East Div. finals, 4-1
 Lost to Orlando in first round, 4-1
 Lost to St. John's in first round, 3-2
 Missed the playoffs by 29 points
 Missed the playoffs by nine points
 Lost to Providence in the second round, 4-1
 Missed the playoffs by 20 points
 Lost to Hershey in the first round, 4-1
 Lost to Philadelphia in the first round, 4-3
 Missed the playoffs by 20 points
 Lost to Hershey in the second round, 4-0
 Lost to Binghamton in the third round, 4-0

MINOR LEAGUE AFFILIATE LEADING SCORER

YEAR	TEAM	PLAYER	GP	G	A	PTS	PIM
1979-80	Springfield Indians	Jean Savard	78	28	43	71	60
1980-81	Binghamton Whalers	Ray Allison	74	31	39	70	81
1981-82	Binghamton Whalers	Bob Sullivan	74	47	43	90	44
1982-83	Binghamton Whalers	Ross Yates	77	41	84*	125*	28
1983-84	Binghamton Whalers	Ross Yates	68	35	73*	108	82
1984-85	Binghamton Whalers	Paul Gardner	64	51*	79*	130**	10
1985-86	Binghamton Whalers	Daryl Evans	69	40	52	92	50
1986-87	Binghamton Whalers	Mike Millar	61	45	32	77	38
1987-88	Binghamton Whalers	Mike Richard	72	46	48	94	23
1988-89	Binghamton Whalers	Terry Yake	75	39	56	95	57
1989-90	Binghamton Whalers	James Black	80	37	35	72	34
1990-91	Springfield Indians	Michel Picard	77	56*	40	96	61
1991-92	Springfield Indians	Shawn Evans	80	11	67	78	81
1992-93	Springfield Indians	Leonid Toropchenko	71	31	30	61	59
1993-94	Springfield Indians	Mike Tomlak	79	44	56	100	53
1994-95	Springfield Falcons	Robert Petrovicky	74	30	52	82	121
1995-96	Springfield Falcons	Iain Fraser	53	24	47	71	27
1996-97	Springfield Falcons	Juha Ylonen	70	20	41	61	6
1997-98	Beast of New Haven	Kevin Brown	67	28	44	72	65
1998-99	Beast of New Haven	Shane Willis	73	31	50	81	49
1999-00	Cincinnati Cyclones	Gilbert Dionne	81	34	49	83	88
2000-01	Cincinnati Cyclones	Greg Koehler	80	35	36	71	122
2001-02	Lowell Lock Monsters	Jeff Heerema	76	33	37	70	90
2002-03	Lowell Lock Monsters	Ryan Bayda	53	11	32	43	32
2003-04	Lowell Lock Monsters	Mike Zigomanis	61	17	35	52	56
2004-05	Lowell Lock Monsters	Eric Staal	77	26	51	77	88
2005-06	Lowell Lock Monsters	Keith Aucoin	72	29	56	85	68
2006-07	Albany River Rats	Keith Aucoin	65	27	72	99	108
2007-08	Albany River Rats	Jamie Johnson	79	21	37	58	28
2008-09	Albany River Rats	Jerome Samson (tied)	70	22	32	54	56
2009-10	Albany River Rats	Jerome Samson	74	37	41	78	66
2010-11	Charlotte Checkers	Zach Boychuk	60	22	43	65	48

*Indicates an AHL Leading Figure

**Indicates an AHL Record Figure



KIDS 'N COMMUNITY
FOUNDATION
"THE HEART OF THE HURRICANES"

FOUNDATION ACTIVITIES AND FUNDRAISING EVENTS

FOUNDATION DONATIONS

The Carolina Hurricanes Kids 'N Community Foundation strives to meet the educational, social, cultural and health-related needs of our community by offering unique resources and financial support to local youth-oriented organizations. Since its inception in 1997, the Kids 'N Community Foundation has donated over \$9.5 million in cash and in-kind services.

During the 2010-11 season, the Kids 'N Community Foundation donated \$539,711 in cash to 71 different North Carolina children's charities and foundations. Each donation is required to meet the needs of local youth in the areas of health, education and underserved population development. Specification of how the funds will be used and periodic updates on the progress of the programs are required for each agency. The money was donated during the Kids 'N Community Foundation's two grant cycles, once during the fall and once during the spring.

FOUNDATION FUNDRAISERS

Throughout the year, the Kids 'N Community Foundation raises funds through various events and auctions. The three major fundraisers are the Golf Tournament, Skate with the Canes and Casino Night and Wine Tasting. These three events combined raised \$376,000 for the Kids 'N Community Foundation during the 2010-11 season. All three events featured the entire Hurricanes team, coaching staff, broadcasters and front office executives.

Every home game features a game-night, silent auction showcasing autographed jerseys, equipment, photos and much more. The game-night auctions raised \$151,551 in 2010-11. In addition, online auctions generated more than \$31,000.

Other fundraisers during the regular season included the Points for Kids program, the Paper/Magnetic Hearts campaign, the We Love the Hurricanes Luncheon, the Valentine's Day Mystery Cane T-Shirt Fundraiser and St. Patrick's Day-themed puck sales.

COMMUNITY INITIATIVES

PICK UP A BOOK AND READ

The Pick Up a Book and Read program, which gives third, fourth and fifth grade students incentives to read, had a resoundingly successful year. Record numbers of participating students, classrooms and schools read a combined total of more than 3.9 million pages. The schools that produced the most pages read received special assemblies with Stormy, and the top three schools in 2010-11 were Deep River Elementary School, Wilburn Year-Round Elementary School and Aurelian Springs Elementary School. Pick Up a Book and Read also continued the optional essay contest. All 20 essay finalists came to the RBC Center along with their parents and teachers for a recognition lunch, which featured Chuck Kaiton as the keynote speaker along with Stormy and Joe Corvo.

NHL DIVERSITY TEAM

The Capital City Crew completed its second full season as part of the NHL Hockey is for Everyone program. Thanks to grants from the Kids 'N Community Foundation, the NHLPA Goals and Dreams Foundation, the NHL Foundation, RBC Bank, and equipment donations from Eric Staal, the Crew provides the full hockey experience at no cost to participants. The roster is made up of 42 kids ages 8-14 from local Boys and Girls Clubs. The season consisted of 15 on-ice sessions which included practices, scrimmages and eight sessions of the life skills program. The season wrapped up with an awards lunch hosted by the Carolina Ale House where Troy Bodie was on hand to present trophies and take pictures with the players.

MARBLES KIDS MUSEUM

The Kids 'N Community Foundation provided a grant to Marbles Kids Museum to keep the "Center Ice" exhibit open. In addition to the synthetic ice rink and a replica Hurricanes locker room that highlight the exhibit, a health food station featuring Hurricanes players was added to provide interactive insight into healthy eating habits.

CAROLINA HURRICANES PLAYROOM AT REX HOSPITAL

Through a grant provided by the Kids 'N Community Foundation, the Carolina Hurricanes help provide solace for children and their families in the pediatric wing of Rex Hospital. The room is equipped with a Wii, computer station, reading corner, fish tank, art station and interactive learning videos.

TICKET PROGRAMS

HURRICANES HEROES

Hurricanes Heroes is a program where tickets are donated to the Kids 'N Community Foundation by local businesses and season ticket holders. The tickets are then distributed by the Kids 'N Community Foundation to local children's charities and organizations at no cost. Nearly 1,000 tickets were donated to non-profit organizations in our community during the 2010-11 season.

HOLIDAY TICKET SPECIAL NIGHTS

The Hurricanes held several special holiday donation events, allowing fans to receive buy-one-get-one vouchers in exchange for donations to help those in need during the holiday season. In 2010-11, the events included a food drive for the Food Bank of Central and Eastern North Carolina and InterFaith Food Shuttle, a toy drive for Toys for Tots, Wake County Human Services, InterAct of Wake County, and Helping Hands Mission, and a military assist drive to benefit military personnel through the USO of North Carolina.



Tim Gleason's group at the 2010 Golf Tournament.



Jeff Skinner as dealer during the 2011 Casino Night.



Top: Canes Wives help raise money for Hockey Fights Cancer. Bottom: Hurricanes players making hospital visits.

PLAYER EFFORTS

ERIC'S ENTOURAGE

For the fifth consecutive season, Carolina Hurricanes Captain Eric Staal and his wife, Tanya, showed their support for kids in our community by providing a 12-person, all-inclusive luxury suite every home game for different non-profit children's organizations. Eric personally purchases the suite for each Carolina Hurricanes home game for deserving organizations to enjoy. The organization who gets the privilege of using the suite assumes the role of Eric's Entourage for the night, and each kid receives an autographed Eric's Entourage t-shirt.

CAM'S CHAMPS

Cam Ward and his wife, Cody, displayed their support of athletes with special needs through an all-inclusive charity suite, Cam's Champs. Athletes from the Miracle League of the Triangle, Triangle Special Hockey Association and Special Olympics of North Carolina were the primary focus of Cam's Champs, but other all-inclusive teams like the Dream Sports Center-All Stars, NC Sports for Special Kids, and the NC Therapeutic Riding Center also became Cam's Champs for a game. Several of the groups were fortunate to have the opportunity to meet Ward post-game.

ST. BALDRICK'S

The Carolina Hurricanes players, staff and fans once again raised funds and awareness for the St. Baldrick's Foundation in 2010-11. On Feb. 22, 2011, professional barbers were on hand to shave heads on the RBC Center's front lawn. In exchange for losing their locks, fans received two tickets to the game that night. John Forslund commented as Tripp Tracy and Chuck Kaiton's had their heads shaved during intermission, and players Tim Gleason, Troy Bodie and Justin Peters eventually joined in the fun by shaving their heads for St. Baldrick's at the Hibernian event on March 5, 2011.

MILITARY SUITE

The Carolina Hurricanes partnered with Volvo Construction Equipment to host a military appreciation suite each home game. The military suite gave North Carolina active duty military, veterans, and wounded soldiers the opportunity to experience a game in an all-inclusive, luxury suite. Some of the military branches and groups invited to the military suite included Wounded Warriors, Pope Air Force Base, Cherry Point, Fort Bragg, Seymour Johnson, Veterans of Modern Warfare, USO of NC, Camp Lejeune, the National Guard and the Coast Guard.

HOLIDAY HELPERS

REX Hospital, NC Children's Hospital, Duke Children's Hospital and WakeMed Hospital each welcomed special guests on Dec. 8, 2010, as groups of Hurricanes players visited with patients at each hospital. The players signed autographs, took pictures and left Hurricanes goodies with each patient.

In addition to the hospital visits, four Hurricanes players treated four deserving kids from Fuquay-Varina Youth Initiative/4-H Youth Development and PLM Families Together to holiday shopping at Target. Brandon Sutter, Patrick Dwyer, Erik Cole and Justin Peters each received a \$250 Target gift card, courtesy of the Carolina Hurricanes, to spend on the child. In line with the holiday spirit, each player insisted that his shopping partner have plenty of holiday gifts to share with family, so they chipped in extra money to make sure this would be an unforgettable holiday.

APPEARANCES

Despite the commitment of a seven-month season, Hurricanes players work public appearances and charitable causes into their very busy schedules. Our community is fortunate to be home to professional athletes who understand the importance of giving back.

- Members of the Capital City Crew helped Cam Ward paint his goalie crease to signify the start of the Hurricanes season.
- Zac Dalpe acted as a judge during the Cary Carolina Ale House's Wing Fling event.
- Brandon Sutter and Justin Peters served dinner at the Raleigh Rescue Mission and signed autographs for patrons after their kitchen duties.
- Troy Bodie passed out trophies, took pictures, and signed autographs at the Carolina Ale House during the end-of-season banquet for the Capital City Crew.
- Chad LaRose and Erik Cole helped Director of Helping Hand Mission Sylvia Wiggins' dream come true by meeting her after practice.
- Eric Staal, Jeff Skinner, Chad LaRose, Ian White, Sergei Samsonov and Brandon Sutter each participated in a filmed segment promoting the Pound for Pound Challenge and packed book bags for the Food Bank of Central and Eastern NC's backpack program. The Pound For Pound Challenge donated \$0.14 for every pound lost to Feeding America®.
- Tim Gleason helped USO of RDU volunteers pack rack packs to send, and then visited with military personnel coming through the RDU facilities.
- More than 350 Chevy Hats from Eric Staal's hat trick on April 8, 2010 were donated to children at Duke Children's Hospital, UNC Children's Hospital and Rex Hospital on August 11-12, 2010.

COMMUNITY RELATIONS

FAN DEVELOPMENT

STORMY

Raleigh's favorite ice hog loves spending game nights keeping it cool inside the RBC Center. When he isn't at games, the famed mascot stays busy touring the Triangle and surrounding areas. During the 2010-11 season, Stormy made more than 180 visits to various community events, local hospitals, schools, churches and charities. No matter what the event, Stormy makes sure that everyone is having a great time, Caniac style.

STORM SQUAD

The Eye Care Associates Storm Squad, the Carolina Hurricanes fan development team, can be found at every Hurricanes home game and at various public appearances including charity events, corporate outings, local promotions and the Canes Cool Bars tour.

Formed in 1999, the Storm Squad truly came into its own during the Hurricanes' first run to the Stanley Cup Finals and continued during the 2006 championship season. They became a favorite of Caniacs, the media, TV commentators and opposing team's fans.

The 2011-12 Storm Squad consists of 15 energetic Triangle-area women and men whose personalities and love of hockey entertain all. Keep an eye out for this enthusiastic squad, as they will appear at close to 80 community events to help spread Hurricanes throughout the Triangle.



RON THE REF

Ron the Ref has been a recognizable figure among Caniacs since the team's Raleigh inception and served as the Hurricanes' in-game host for the sixth consecutive season in 2010-11. Ron is also a staple at all Canes Cool Bars events and is a great addition throughout the year at schools and other community events.

HURRICANES UNIVERSITY

Nearly 100 Caniacs received degrees in "Hockeyology" during the 2010-11 season by successfully completing classes at Hurricanes University. At Hurricanes U, education and fantasy meet to give undergrads the knowledge they crave about the game of hockey and the behind-the-scenes look they have always wondered about.

Hockey 101 covers the basic terminology, rules and strategy of the sport. The on-ice portion is taught by Hurricanes staff and coaches and covers skating, passing and shooting. The program also includes a tour of the locker room, which allows fans to be where Eric Staal, Cam Ward, Jeff Skinner and all their favorite players spend time before and after games. A Hurricanes assistant coach also shows undergrads what the team does before each game to prepare them mentally for their opponent.

Caniacs can also take their hockey education to the next level with the Hurricanes University Graduate Course. This program looks at how the current Hurricanes team was built, with members of the Hurricanes' management team teaching participants about contracts, free agency, the collective bargaining agreement, the draft, waivers and more. Attendees also strap on skates, participate in drills and learn insider information from a member of the Hurricanes coaching staff.

Both the Hockey 101 and Graduate courses culminate with an on-ice graduation at a Hurricanes game. Graduates get the once-in-a-lifetime opportunity to walk out on the ice in a cap and gown and receive their Hurricanes U diploma with an arena full of Caniacs cheering them on.



CYAH - CANES YOUTH AND AMATEUR HOCKEY

In an effort to further strengthen the youth and amateur hockey community and build on the Hurricanes' existing impact, the Hurricanes formed Canes Youth & Amateur Hockey (CYAH) in February of 2006. The mission of CYAH is to provide sponsorship and presence to the local community in order to encourage the growth of youth hockey at all skill levels. CYAH also brings unity and stimulates growth in the youth hockey community through a partnership with the RYHA. CYAH also allows for improvement with existing relationships with in-line hockey leagues — Central Carolina Hockey (CCH) and the Carolina Scholastic Hockey League (CSHL).

In total, 2010-11 saw over 1,200 youth hockey players wear one of the Carolina Hurricanes or CYAH marks. The Hurricanes' involvement has provided a positive influence in the youth hockey environment and has offered energy directed towards fundraising and improvements for the program.



CANES YOUTH & AMATEUR HOCKEY

JUNIOR HURRICANES

Now entering its fifth season, the Junior Hurricanes program is coming off another successful campaign. The Junior Hurricanes program (RYHA) included teams at the AAA, AA and A levels, as well as one of the largest and most competitive in-house programs in the country. In February 2011, the Junior Hurricanes 12U AA team won the Quebec International Pee Wee Hockey Tournament. The Junior Hurricanes Tier II U16 and U18 AA teams each qualified for their respective USA Hockey Tier II National Tournament, and progressed to the semi-final games.

The Junior Hurricanes also include multiple all girls' teams. In the 2010-11 season, the program was 50 participants strong, with new U10 and U14 teams. The Tier II U16 team won the S.E. District championship and earned its second consecutive appearance in the USA Hockey National Tournament.

IN-SCHOOL HOCKEY CLINICS

The 2010-11 school year marked the seventh year of a partnership between the Carolina Hurricanes and Wake County Public Schools, which brought the excitement of Hurricanes hockey to physical education classes. The program uses hockey drills and games to emphasize teamwork, leadership and sportsmanship, and has now been presented to more than fifty area schools, ranging from third to 12th grade. The participating schools' excitement demonstrates how the game has grown in popularity since the program began in 2004.

STREET STORMERS

The Canes Street Stormers program is a joint partnership with the NHL Street initiative that provides street hockey equipment to recreational facilities. The street Stormers program provides each facility with enough equipment for games and clinics of up to 30 players. Each facility receives hockey nets, full goalie equipment, sticks, hockey pucks and balls.

JUNIOR HURRICANES PEE WEE QUEBEC TOURNAMENT

The February 2011 tournament marked the 10th anniversary edition of the Quebec Junior Hurricanes, and proved to be one of the most exciting tournaments in Junior Hurricanes history, as the 11- and 12-year-old Junior Hurricanes won their bracket for the first time. The team posted a 6-0 record in the International-B tournament, outscoring their opponents 32-6, and boasted eight of the top-ten scorers in the division. The Junior Hurricanes earned major victories against competition from Salt Lake City, England, Canada, Colorado, Anaheim and Switzerland.

Over 10 years, the Hurricanes have provided countless memories for more than 160 young men and women who have been a part of this one-of-a-kind tournament. The tournament takes place in Quebec City over 12 days, during which participants are exposed to culture as well as competition, staying with French-speaking families and learning about the French Canadian way of life. It also surrounds the Carnival, which is a salute to the French culture and covers the entire Plains of Abraham just outside the Old City. While there is much for the kids to do, from going to the snow park, playing countless nights on the outdoor rink, enjoying the Carnival or touring the Old city, there is still excitement of the actual tournament. The Quebec Pee-Wee Tournament has produced an amazing number of future NHL hockey players. The list includes Hall of Famers Mark Messier, Mario Lemieux and Ron Francis; along with current Carolina Hurricanes Tim Gleason, Chad LaRose, Jeff Skinner, and Jiri Tlustý.

RALEIGH YOUTH HOCKEY ASSOCIATION PARTNERSHIP

A new youth hockey partnership was formed on March 22, 2007, as Canes Youth and Amateur Hockey (CYAH) joined together with the Raleigh Youth Hockey Association (RYHA). The partnership allowed the Hurricanes to lend their name, insight and marketing abilities to RYHA. RYHA also received a grant from the Kids 'N Community Foundation that allows for scholarships to be provided at all three levels of competition.

TRIANGLE SPECIAL HOCKEY ASSOCIATION

The Carolina Hurricanes are proud sponsors of the CAT5CANES, a local hockey program that helps bring the sport to physically and mentally disabled kids. Entering its fourth season the CAT5CANES, founded by JV Cotterell, has grown from 15 players in its first season to over 40 for this upcoming year. Initially simply providing a place for the kids to learn to skate and try the sport, the program took a team to a National Tournament in Maryland in April 2010. Coached by volunteer Kevin Lilley, the tournament provided some amazing memories for these athletes. In addition to the local program, in 2010 the CAT5CANES helped start a similar program in Winston-Salem and is in the process of developing Sled Hockey programs in Raleigh and Fayetteville, N.C.

SPEAKER'S BUREAU

The Carolina Hurricanes Speaker's Bureau is comprised of Television Play-by-Play Announcer John Forslund, Radio Play-by-Play Announcer Chuck Kaiton, Vice President and General Manager of the RBC Center Davin Olsen and Carolina Hurricanes alumnus Steven Halko. Each season, our speakers visit a variety of local civic groups, professional organizations, youth groups, schools, colleges and universities, delivering speeches on the history of the franchise, their experiences during their time with the team and the importance of teamwork and leadership.

"The Other Faces of the Hurricanes" is another branch of our Speaker's Bureau. It is comprised of Carolina Hurricanes and RBC Center employees who have volunteered to visit local elementary schools and read books that teach life skills through the game of hockey. Not only does the appearance involve reading a book, but the speaker also talks to the students about the importance of reading, education and setting and achieving goals.




Top: Graduating class from 2010 Hurricanes University.
Bottom: Kids play on synthetic ice at Marbles Museum.




Members of Capital City Crew help Cam Ward paint the ice.

OPPONENTS

2011-12 Opponents with Current Player, Team Information and Series Records





ANAHEIM DUCKS

2011-12 SCHEDULE

2/8/2012.....at ANA 10 p.m.
 2/23/2012.....at CAR..... 7 p.m.

HURRICANES vs. ANAHEIM

ALL-TIME: GP: 24..... 12-10-2 GF: 69 GA: 62
 at home: GP: 12..... 8-3-1 GF: 34 GA: 24
 on road: GP: 12..... 4-7-1 GF: 35 GA: 38
 in overtime: GP: 3..... 0-1-2

Owners..... Henry and Susan Samuelli
 Executive vice president/general manager..... Bob Murray
 Head coach..... Randy Carlyle
 Assistant coaches..... Dave Farrish, Mike Foligno
 Goaltending consultant..... Pete Peeters
 Director of media and communications..... Alex Gilchrist
 Media and communications managers..... Steve Hoem, Lauren O'Gorman
 General office..... (714) 940-2900

Inaugural season..... 1993-94
 Stanley Cup titles..... 1 (2007)
 Home ice..... Honda Center (1993)
 Building capacity..... 17,174
 2010-11 record..... 47-30-5
 AHL affiliate..... Syracuse Crunch

SERIES RECORDS

Winning streak..... 3 Last: 12/6/2005-10/19/2008
 Losing streak..... 4 2/9/2003-2/4/2004
 Unbeaten streak..... 5 11/29/1998-2/8/2002
 Goals scored..... 6 12/6/2005 (W, 6-2)
 Goals allowed..... 6 (2x) Last: 1/31/1997 (L, 3-6)
 Goals, both teams..... 9 (3x) Last: 11/11/1998 (L, 5-4)
 Current CAR streak..... 1 win
 Current ANA streak..... 1 loss

LAST TRANSACTION

11/23/2010 CAR acquired Ryan Carter from ANA in exchange for Stefan Chaput and Matt Kennedy.

2010-11 SERIES RECAP

HURRICANES WIN SEASON SERIES: 1-0-0

At CAROLINA HURRICANES	Attend	Goaltenders	Winning Goal	At ANAHEIM DUCKS	Attend	Goaltenders	Winning Goal
18 Dec '10 Hurricanes 4 Ducks 2	16,603	Ward vs. Hiller	Eric Staal	None			

SERIES STATISTICS

HURRICANES SPECIALTY TEAMS		DUCKS SPECIALTY TEAMS	
Power Play..... 2-3..... 66.7%	Penalty Killing..... 6-7..... 85.7%	Power Play..... 1-7..... 14.3%	Penalty Killing..... 1-3..... 33.3%

HURRICANES LEADING SCORER

	GP	G	A	TP	+/-	PM
Eric Staal	1	3	0	3	0	2

DUCKS LEADING SCORERS

	GP	G	A	TP	+/-	PM
Ryan Getzlaf	1	2	0	2	0	2
Corey Perry	1	0	2	2	0	12

GOALTENDING

HURRICANES	GP	Min	W-L-OT	SO	GA	SA	SV	GAA	SV%
Cam Ward	1	60	1-0-0	0	2	45	43	2.00	.956


DUCKS	GP	Min	W-L-OT	SO	GA	SA	SV	GAA	SV%
Jonas Hiller	1	57	0-1-0	0	3	31	28	3.15	.903

ALL-TIME SEASON SERIES RECORDS

YEAR	OVERALL	HOME	ROAD	YEAR	OVERALL	HOME	ROAD	YEAR	OVERALL	HOME	ROAD
1993-94	0-2-0	0-1-0	0-1-0	1999-00	0-0-1-0	0-0-1-0	0-0-0-0	2006-07	1-0-0	1-0-0	0-0-0
1994-95	Did not play Western Conf. teams			2000-01	1-0-1-0	1-0-0-0	0-0-1-0	2007-08	Did not play Pacific Div. Teams		
1995-96	2-0-0	1-0-0	1-0-0	2001-02	1-0-0-0	0-0-0-0	1-0-0-0	2008-09	1-1-0	0-1-0	1-0-0
1996-97	1-1-0	1-0-0	0-1-0	2002-03	0-2-0-0	0-1-0-0	0-1-0-0	2009-10	0-1-0	0-0-0	0-1-0
1997-98	2-0-0	1-0-0	1-0-0	2003-04	0-2-0-0	0-1-0-0	0-1-0-0	2010-11	1-0-0	1-0-0	0-0-0
1998-99	1-1-0	1-0-0	0-1-0	2005-06	1-0-0	0-0-0	1-0-0				

ALL-TIME SEASON GAME RESULTS (*Overtime **Shootout)

1/14/1994 L 3-6 at ANA	11/11/1998 L 4-5* at ANA	12/31/2003 L 1-3 ANA
3/26/1994 L 2-3 ANA	11/29/1998 W 3-1 ANA	2/4/2004 L 2-3 at ANA
10/11/1995 W 3-2 ANA	1/7/2000 T 4-4* ANA	12/6/2005 W 6-2 at ANA
2/2/1996 W 4-3 at ANA	1/14/2001 W 4-0 ANA	12/29/2006 W 4-2 ANA
10/24/1996 W 4-1 ANA	2/11/2001 T 2-2* at ANA	10/19/2008 W 3-1 at ANA
1/31/1997 L 6-3 at ANA	2/8/2002 W 4-1 at ANA	11/30/2008 L 1-4 ANA
12/30/1997 W 2-1 ANA	2/9/2003 L 1-2 at ANA	11/25/2009 L 2-3 at ANA
3/8/1998 W 3-1 at ANA	2/23/2003 L 0-4 ANA	12/18/2010 W 4-2 ANA



BUFFALO SABRES

2011-12 SCHEDULE

10/14/2011	at BUF	7:30 p.m.
11/18/2011	at CAR	7 p.m.
1/6/2012	at CAR	7 p.m.
3/7/2012	at BUF	7:30 p.m.

HURRICANES vs. BUFFALO

ALL-TIME:	GP: 179	67-91-20-1	GF: 508	GA: 613
at home:	GP: 90	38-39-13	GF: 258	GA: 263
on road:	GP: 89	29-52-7-1	GF: 250	GA: 350
in overtime:	GP: 30	9-6-15		

Owner..... Terrence M. Pegula
 General manager..... Darcy Regier
 Head coach..... Lindy Ruff
 Assistant coach..... James Patrick, Kevyn Adams
 Goaltender coach..... Jim Corsi
 VP of public and community relations..... Michael Gilbert
 Director of media relations..... Chris Bandura
 Public relations assistants..... Ian Ott, Marc Heintzman
 General office..... (716) 855-4100

SERIES RECORDS

Winning streak.....	7	2/19/1986-11/26/1986
Losing streak.....	5	12/11/1993-4/4/1995
Unbeaten streak.....	7	2/19/1986-11/26/1986
Goals scored.....	9 (2x)	Last: 12/6/1988 (W, 9-0)
Goals allowed.....	9	Last: 12/11/1992 (L, 3-9)
Goals, both teams.....	12 (4x)	Last: 12/11/1992 (L, 3-9)
Current CAR streak.....	1 OT/Points in 3 straight games	
Current BUF streak.....	1 win	

Inaugural season..... 1970-71
 Stanley Cup titles..... None
 Home ice..... First Niagara Center (1996)
 Building capacity..... 18,690
 2010-11 record..... 43-29-10
 AHL affiliate..... Rochester Americans

LAST TRANSACTION

None

2010-11 SERIES RECAP

SEASON SERIES TIED 2-1-1

At CAROLINA HURRICANES	Attend	Goaltenders	Winning Goal
03 Apr '11 Hurricanes 1 Sabres 2 (OT)	18,740	Ward vs. Enroth	Marc-Andre Gragnani
03 Mar '11 Hurricanes 3 Sabres 2 (OT)	15,213	Ward vs. Miller	Jamie McBain

At BUFFALO SABRES	Attend	Goaltenders	Winning Goal
15 Mar '11 Hurricanes 1 Sabres 0	18,690	Ward vs. Miller	Brandon Sutter
13 Jan '11 Hurricanes 2 Sabres 3	18,276	Ward vs. Miller	Drew Stafford

SERIES STATISTICS

HURRICANES SPECIALTY TEAMS	SABRES SPECIALTY TEAMS
Power Play..... 1-16..... 6.2%	Power Play..... 1-12..... 8.3%
Penalty Killing..... 11-12..... 91.7%	Penalty Killing..... 15-16..... 93.8%

HURRICANES LEADING SCORERS	SABRES LEADING SCORER
GP G A TP +/- PM	GP G A TP +/- PM
Chad LaRose 4 1 2 3 1 2	Steve Montador 4 1 2 3 -1 4
Eric Staal 4 1 2 3 0 6	Drew Stafford 4 1 2 3 2 2
Jamie McBain 3 1 2 3 2 2	Nathan Gerbe 4 1 1 2 2 4

GOALTENDING

HURRICANES	GP	Min	W-L-OT	SO	GA	SA	SV	GAA	SV%
Cam Ward	4	241	2-1-1	1	7	135	128	1.74	.948

SABRES	GP	Min	W-L-OT	SO	GA	SA	SV	GAA	SV%
Jhonas Enroth	1	62	1-0-0	0	1	36	35	0.96	.972
Ryan Miller	3	179	1-1-1	0	6	86	80	2.01	.930

ALL-TIME SEASON SERIES RECORDS

YEAR	OVERALL	HOME	ROAD	YEAR	OVERALL	HOME	ROAD	YEAR	OVERALL	HOME	ROAD	YEAR	OVERALL	HOME	ROAD
1979-80	1-3-0	1-1-0	0-2-0	1987-88	4-3-1	2-1-1	2-2-0	1995-96	2-3-0	2-0-0	0-3-0	2003-04	1-3-0-0	1-1-0-0	0-2-0-0
1980-81	1-2-1	0-2-0	1-0-1	1988-89	5-3-0	2-2-0	3-1-0	1996-97	4-2-0	3-0-0	1-2-0	2005-06	3-1-0	1-1-0	2-0-0
1981-82	1-4-3	1-2-1	0-2-2	1989-90	2-6-0	1-3-0	1-3-0	1997-98	1-4-1	1-1-1	0-3-0	2006-07	0-3-1	1-1-0	2-0-0
1982-83	2-5-1	1-3-0	1-2-1	1990-91	2-4-2	1-2-1	1-2-1	1998-99	2-2-0	1-1-0	1-1-0	2007-08	2-2-0	2-0-0	0-2-0
1983-84	3-5-0	2-2-0	1-3-0	1991-92	4-2-2	3-0-1	1-2-1	1999-00	2-2-0-0	1-1-0-0	1-1-0-0	2008-09	2-2-0	1-1-0	1-1-0
1984-85	0-5-3	0-2-2	0-3-1	1992-93	1-6-2	0-3-2	1-3-0	2000-01	2-2-0-0	2-0-0-0	0-2-0-0	2009-10	2-2-0	1-1-0	1-1-0
1985-86	6-2-0	2-2-0	4-0-0	1993-94	1-3-1	0-2-1	1-1-0	2001-02	1-1-1-1	0-1-1-0	1-0-0-1	2010-11	2-1-1	1-0-1	1-1-0
1986-87	4-4-0	3-1-0	1-3-0	1994-95	2-2-0	1-1-0	1-1-0	2002-03	2-2-0-0	1-1-0-0	1-1-0-0				

ALL-TIME SEASON GAME RESULTS (*Overtime **Shootout)

10/17/1979 L 1-3 at BUF	3/11/1984 L 3-4* at BUF	12/5/1987 W 2-1 BUF	12/7/1991 T 6-6* BUF	11/9/1996 W 4-3* BUF	3/29/2003 L 1-3 BUF
11/21/1979 W 5-3 BUF	3/27/1984 W 4-1 BUF	1/8/1988 L 1-3 at BUF	12/13/1991 W 8-4 at BUF	12/7/1996 W 6-4 BUF	11/21/2003 L 0-5 at BUF
12/22/1979 L 2-4 BUF	11/2/1984 L 1-8 at BUF	2/27/1988 L 3-4 BUF	12/23/1991 W 4-3 BUF	12/26/1996 L 5-1 at BUF	12/26/2003 L 1-3 at BUF
3/6/1980 L 3-4 at BUF	11/3/1984 T 4-4* BUF	3/31/1988 L 2-3 at BUF	2/11/1992 W 5-1 BUF	1/25/1997 W 5-1 at BUF	12/29/2003 W 2-1 BUF
10/12/1980 T 3-3 at BUF	12/12/1984 T 2-2* BUF	10/26/1988 W 7-1 at BUF	2/16/1992 L 4-5 at BUF	4/7/1997 W 4-2 BUF	1/25/2004 L 2-4 BUF
11/29/1980 L 2-5 BUF	1/8/1985 T 4-4* at BUF	12/2/1988 W 6-1 at BUF	3/29/1992 T 2-2* at BUF	10/15/1997 T 3-3* BUF	11/9/2005 W 5-3 at BUF
1/31/1981 L 3-5 BUF	1/19/1985 L 0-2 BUF	12/6/1988 W 9-0 BUF	10/10/1992 L 2-5 BUF	10/31/1997 L 2-3* BUF	2/12/2006 W 4-3** BUF
3/6/1981 W 5-3 at BUF	3/5/1985 L 3-6 at BUF	1/4/1989 W 5-4* at BUF	11/13/1992 L 2-8 at BUF	12/12/1997 L 2-3* at BUF	3/22/2006 W 4-3 at BUF
11/8/1981 T 2-2 at BUF	3/30/1985 L 1-2 BUF	1/31/1989 L 3-5 BUF	12/11/1992 L 3-9 at BUF	12/27/1997 W 4-1 BUF	4/18/2006 L 0-4 BUF
12/4/1981 L 2-4 BUF	4/2/1985 L 1-2 at BUF	2/9/1989 W 5-2 BUF	12/12/1992 T 1-1 BUF	1/21/1998 L 1-2 at BUF	10/4/2006 OT 2-3** BUF
12/20/1981 L 2-8 at BUF	10/10/1985 W 5-4 at BUF	3/16/1989 L 1-6 BUF	1/6/1993 L 1-3 BUF	4/8/1998 L 1-3 at BUF	10/20/2006 L 4-5 at BUF
1/9/1982 L 2-3 BUF	11/1/1985 L 0-2 BUF	3/28/1989 L 2-4 at BUF	2/3/1993 L 2-3 at BUF	12/19/1998 W 3-2 at BUF	11/13/2006 L 4-7 BUF
1/17/1982 L 1-7 at BUF	12/13/1985 W 6-4 at BUF	10/13/1989 L 1-4 at BUF	2/17/1993 L 3-5 BUF	12/1/1998 L 1-4 BUF	12/28/2006 L 1-4 at BUF
3/3/1982 T 3-3 at BUF	2/8/1986 L 2-4 BUF	10/18/1989 W 2-1 BUF	3/5/1993 W 4-2 at BUF	2/15/1999 L 2-3 at BUF	10/24/2007 W 6-2 BUF
3/6/1982 T 2-2 BUF	2/19/1986 W 6-4 at BUF	11/8/1989 L 3-6 BUF	3/13/1993 T 3-3* BUF	3/8/1999 W 4-1 BUF	12/1/2007 L 1-8 at BUF
3/18/1982 W 4-1 BUF	3/5/1986 W 5-1 BUF	11/26/1989 L 2-4 at BUF	10/10/1993 W 3-2 at BUF	10/22/1999 L 3-7 at BUF	3/8/2008 W 4-3* BUF
10/10/1982 T 4-4 at BUF	3/7/1986 W 6-2 at BUF	11/28/1989 L 2-4 BUF	10/23/1993 T 3-3* BUF	1/22/2000 W 4-1 BUF	3/14/2008 L 1-7 at BUF
11/6/1982 L 2-5 BUF	4/1/1986 W 5-3 BUF	2/18/1990 W 6-4 at BUF	12/11/1993 L 0-3 BUF	3/27/2000 L 1-5 BUF	1/17/2009 L 1-3 at BUF
11/24/1982 L 2-4 BUF	10/24/1986 W 5-4 at BUF	2/23/1990 L 3-7 at BUF	2/16/1994 L 3-5 BUF	3/31/2000 W 3-1 at BUF	2/15/2009 W 3-0 at BUF
12/12/1982 W 3-1 at BUF	10/25/1986 W 3-2 BUF	3/10/1990 L 0-5 BUF	3/25/1994 L 3-6 at BUF	10/25/2000 L 1-4 at BUF	2/26/2009 W 2-1** BUF
1/2/1983 L 4-8 at BUF	11/26/1986 W 3-0 BUF	10/10/1990 W 4-3 BUF	2/25/1995 L 1-3 BUF	12/15/2000 W 5-3 BUF	4/9/2009 L 1-5 BUF
3/1/1983 L 5-6 BUF	12/14/1986 L 3-4 at BUF	10/28/1990 L 0-5 at BUF	4/4/1995 L 3-6 at BUF	3/21/2001 W 1-0 BUF	11/28/2009 L 1-5 at BUF
3/23/1983 L 3-8 at BUF	12/17/1986 W 4-3 BUF	12/7/1990 W 4-3* at BUF	4/8/1995 W 4-2 BUF	3/24/2001 L 1-3 at BUF	2/5/2010 W 4-3 at BUF
3/29/1983 W 5-4 BUF	2/4/1987 L 1-3 BUF	12/18/1990 L 3-4* at BUF	4/18/1995 W 2-1 at BUF	12/4/2001 L 2-4 BUF	2/11/2010 W 4-3* BUF
10/5/1983 L 3-5 at BUF	2/22/1987 L 3-5 at BUF	2/23/1991 L 4-5 BUF	12/1/1995 L 1-2 at BUF	12/14/2001 OTL 2-3* at BUF	3/21/2010 L 3-5 BUF
10/22/1983 L 2-5 BUF	4/5/1987 L 0-6 at BUF	2/24/1991 T 5-5* at BUF	1/24/1996 L 2-4 at BUF	12/31/2001 W 5-4 at BUF	1/13/2011 L 2-3 at BUF
12/17/1983 L 1-4 BUF	10/21/1987 W 5-3 at BUF	3/17/1991 L 1-6 at BUF	2/17/1996 W 2-1* BUF	1/29/2002 T 2-2* BUF	3/3/2011 W 3-2* BUF
12/21/1983 W 6-3 at BUF	10/28/1987 T 2-2* BUF	3/30/1991 T 5-5* BUF	3/16/1996 W 2-1* BUF	11/7/2002 W 2-0 BUF	3/15/2011 W 1-0 at BUF
2/19/1984 L 2-5 at BUF	11/18/1987 W 9-1 BUF	10/19/1991 W 4-1 BUF	4/14/1996 L 1-4 at BUF	1/3/2003 L 3-6 at BUF	4/3/2011 OT 1-2 BUF
2/23/1984 W 3-2 BUF	11/27/1987 W 4-2 at BUF	10/27/1991 L 1-5 at BUF	10/26/1996 L 6-3 at BUF	3/12/2003 W 3-2* at BUF	



CALGARY FLAMES

2011-12 SCHEDULE

12/6/2011 at CGY 9 p.m.

HURRICANES vs. CALGARY

ALL-TIME: GP: 62 18-37-7 GF: 198 GA: 260
 at home: GP: 31 12-14-5 GF: 105 GA: 113
 on road: GP: 31 6-23-2 GF: 93 GA: 147
 in overtime: GP: 9 1-3-5

Owner/Chairman N. Murray Edwards
 General manager Jay Feaster
 Head coach Brent Sutter
 Assistant coaches Craig Hartsburg, Dave Lowry
 Goaltender coach Clint Malarchuk
 Vice president of communications Peter Hanlon
 Manager of media relations Sean Kelso
 General office (403) 777-2177

Inaugural season 1972-73 (Atlanta); 1980-81 (Calgary)
 Stanley Cup titles 1 (1989)
 Home ice Pengrowth Saddledome (1983)
 Building capacity 19,289
 2010-11 record 41-29-12
 AHL affiliate Abbotsford Heat

2010-11 SERIES RECAP

HURRICANES WIN SEASON SERIES: 1-0-0 (FLAMES: 0-0-1)

At CAROLINA HURRICANES Attend Goaltenders Winning Goal
 11 Jan '11 Hurricanes 6 Flames 5 (SO) 10,096 Ward vs. Kiprusoff, Karlsson (Jeff Skinner)

SERIES STATISTICS

HURRICANES SPECIALTY TEAMS		FLAMES SPECIALTY TEAMS	
Power Play.....0-5.....0.0%	Penalty Killing.....2-2.....100.0%	Power Play.....0-2.....0.0%	Penalty Killing.....5-5.....100.0%

GOALTENDING

HURRICANES	GP	Min	W-L-OT	SO	GA	SA	SV	GAA	SV%
Cam Ward	1	65	1-0-0	0	5	32	27	4.62	.844

SERIES RECORDS

Winning streak 3 12/18/85-10/11/86
 Losing streak 7 (2x) Last: 11/11/1992-1/9/1997
 Unbeaten streak 6 3/5/1997-11/30/1999
 Goals scored 9 1/7/1986 (W, 9-1)
 Goals allowed 10 Last: 10/21/1982 (L, 3-10)
 Goals, both teams 14 3/15/1988 (L, 6-8)
 Current CAR streak 1 win
 Current CGY streak 1 OT/Points in 2 straight games

LAST TRANSACTION

2/28/2011 CGY claimed Brett Carson on waivers.

At CALGARY FLAMES	Attend	Goaltenders	Winning Goal
None			

HURRICANES LEADING SCORER

	GP	G	A	TP	+/-	PM
Jussi Jokinen	1	2	1	3	3	0

FLAMES LEADING SCORERS

	GP	G	A	TP	+/-	PM
Niklas Hagman	1	1	1	2	1	0
Jarome Iginla	1	1	1	2	-1	0
Olli Jokinen	1	0	2	2	0	0

FLAMES	GP	Min	W-L-OT	SO	GA	SA	SV	GAA	SV%
Henrik Karlsson	1	39	0-0-1	0	1	22	21	1.52	.955
Miikka Kiprusoff	1	26	0-0-0	0	4	8	4	9.37	.500

ALL-TIME SEASON SERIES RECORDS

YEAR	OVERALL	HOME	ROAD	YEAR	OVERALL	HOME	ROAD	YEAR	OVERALL	HOME	ROAD
1979-80	3-1-0	2-0-0	1-1-0	1990-91	1-2-0	1-1-0	0-1-0	2001-02	0-0-1-0	0-0-1-0	0-0-0-0
1980-81	1-3-0	0-2-0	1-1-0	1991-92	1-1-0	0-1-0	1-0-0	2002-03	1-0-0-0	0-0-0-0	1-0-0-0
1981-82	1-2-0	1-0-0	0-2-0	1992-93	0-2-0	0-1-0	0-1-0	2003-04	0-1-0-0	0-0-0-0	0-1-0-0
1982-83	0-1-2	0-0-2	0-1-0	1993-94	0-2-0	0-1-0	0-1-0	2005-06	Did Not Play Northwest Div. Teams		
1983-84	0-2-1	0-1-0	0-1-1	1994-95	Did Not Play Western Conf. Teams			2006-07	0-1-0	0-0-0	0-1-0
1984-85	0-3-0	0-2-0	0-1-0	1995-96	0-2-0	0-1-0	0-1-0	2007-08	0-1-0	0-1-0	0-0-0
1985-86	2-1-0	1-0-0	1-1-0	1996-97	1-1-0	1-0-0	0-1-0	2008-09	1-0-0	1-0-0	0-0-0
1986-87	1-2-0	1-1-0	0-1-0	1997-98	1-0-1	0-0-1	1-0-0	2009-10	0-1-0	0-0-0	0-1-0
1987-88	0-3-0	0-1-0	0-2-0	1998-99	1-0-0	1-0-0	0-0-0	2010-11	1-0-0	1-0-0	0-0-0
1988-89	1-2-0	1-1-0	0-1-0	1999-00	1-0-1-0	1-0-0-0	0-0-1-0				
1989-90	0-2-1	0-0-1	0-2-0	2000-01	0-1-0-0	0-0-0-0	0-1-0-0				

ALL-TIME SEASON GAME RESULTS (*Overtime **Shootout)

11/25/1979 W 4-2 CGY (ATL)	3/20/1983 T 2-2 CGY	12/22/1987 L 5-6* at CGY	3/16/1992 W 4-3 at CGY	11/30/1999 W 4-3 CGY
1/28/1980 W 6-1 CGY (ATL)	1/13/1984 T 3-3* at CGY	1/27/1988 L 1-5 at CGY	11/11/1992 L 3-4 CGY	12/9/2000 L 2-7 at CGY
2/2/1980 L 3-5 at CGY (ATL)	2/11/1984 L 3-6 CGY	3/15/1988 L 6-8 CGY	2/13/1993 L 3-4* at CGY	3/11/2002 T 3-3* CGY
2/23/1980 W 6-5 at CGY (ATL)	3/20/1984 L 1-4 at CGY	11/7/1988 L 3-6 at CGY	11/3/1993 L 3-6 CGY	12/12/2002 W 4-3 at CGY
12/6/1980 W 5-3 at CGY	10/23/1984 L 4-9 at CGY	11/19/1988 L 2-5 CGY	2/11/1994 L 1-4 at CGY	12/11/2003 L 1-0 at CGY
1/23/1981 L 2-4 CGY	1/15/1985 L 2-5 CGY	12/10/1988 W 4-1 CGY	12/20/1995 L 2-3 CGY	12/5/2006 L 0-3 at CGY
2/27/1981 L 1-5 at CGY	2/6/1985 L 4-7* CGY	1/5/1990 L 4-6 at CGY	1/10/1996 L 2-3* at CGY	12/14/2007 L 3-4 CGY
3/8/1981 L 4-5 CGY	12/4/1985 L 5-8 at CGY	1/19/1990 T 3-3* CGY	1/9/1997 L 3-2 at CGY	3/6/2009 W 6-1 CGY
10/24/1981 L 3-7 at CGY	12/18/1985 W 4-3 CGY	3/17/1990 L 4-5 at CGY	3/5/1997 W 2-0 CGY	2/3/2010 L 1-4 at CGY
1/27/1982 W 3-1 CGY	1/7/1986 W 9-1 at CGY	12/29/1990 L 2-8 at CGY	11/13/1997 W 4-2 at CGY	1/11/2011 W 6-5** CGY
2/16/1982 L 2-7 at CGY	10/11/1986 W 6-5 CGY	1/23/1991 W 5-4 CGY	11/23/1997 T 3-3* CGY	
10/21/1982 L 3-10 at CGY	11/13/1986 L 3-4 at CGY	2/9/1991 L 2-5 CGY	3/12/1999 W 2-1 CGY	
11/20/1982 T 4-4 CGY	3/11/1987 L 1-6 CGY	11/6/1991 L 2-3 CGY	10/11/1999 T 3-3* at CGY	



CHICAGO BLACKHAWKS

2011-12 SCHEDULE

10/28/2011..... at CAR..... 7 p.m.

HURRICANES vs. CHICAGO

ALL-TIME: GP: 64..... 27-29-8 GF: 196 GA: 222
 at home: GP: 32..... 16-12-4 GF: 106 GA: 98
 on road: GP: 32..... 11-17-4 GF: 90 GA: 124
 in overtime: GP: 6..... 2-1-3

Chairman W. Rockwell "Rocky" Wirtz
 Vice president/general manager Stan Bowman
 Head coach Joel Quenneville
 Assistant coaches Mike Haviland, Mike Kitchen
 Goaltending coach Stephane Waite
 Director of media relations Brandon Faber
 Director of public relations Adam Rogowin
 Media relations coordinator Paul Kennedy
 General office (312) 455-7000

SERIES RECORDS

Winning streak 4 3/8/2000-3/5/2002
 Losing streak 6 2/28/1991-3/28/1993
 Unbeaten streak 8 3/8/2000-3/12/2008
 Goals scored 11 3/15/1986 (W, 11-4)
 Goals allowed 11 11/23/1980 (L, 3-11)
 Goals, both teams 15 3/15/1986 (W, 11-4)
 Current CAR streak 1 loss
 Current CHI streak 1 win

Inaugural season 1926-27
 Stanley Cup titles 4 (1934, 1938, 1961, 2010)
 Home ice United Center (1994)
 Building capacity 19,717
 2010-11 record 44-29-9
 AHL affiliate Rockford Icehogs

LAST TRANSACTION

2/26/2008 CAR acquired Tuomo Ruutu in exchange for Andrew Ladd.

2010-11 SERIES RECAP

BLACKHAWKS WIN SEASON SERIES: 1-0-0

At CAROLINA HURRICANES Attend Goaltenders Winning Goal
 None

At CHICAGO BLACKHAWKS Attend Goaltenders Winning Goal
 04 Mar '11 Hurricanes 2 Blackhawks 5 21,830 Peters vs. Crawford Ryan Johnson

SERIES STATISTICS

HURRICANES SPECIALTY TEAMS		BLACKHAWKS SPECIALTY TEAMS	
Power Play.....	0-2 0.0%	Power Play.....	0-2 0.0%
Penalty Killing.....	2-2 100.0%	Penalty Killing.....	2-2 100.0%

HURRICANES LEADING SCORERS					BLACKHAWKS LEADING SCORERS				
	GP	G	A	TP +/- PM		GP	G	A	TP +/- PM
Jeff Skinner	1	1	0	1 0 0	Bryan Bickell	1	1	1	2 1 0
Eric Staal	1	1	0	1 -1 0	Chris Campoli	1	0	2	2 1 0
Erik Cole	1	0	1	1 -2 0	Marian Hossa	1	0	2	2 1 0
Joe Corvo	1	0	1	1 1 0	Patrick Sharp	1	0	2	2 2 0
Jussi Jokinen	1	0	1	1 1 0					
Cory Stillman	1	0	1	1 -2 0					

GOALTENDING

HURRICANES	GP	Min	W-L-OT	SO	GA	SA	SV	GAA	SV%
Justin Peters	1	60	0-1-0	0	5	29	24	5.00	.828

BLACKHAWKS	GP	Min	W-L-OT	SO	GA	SA	SV	GAA	SV%
Corey Crawford	1	60	1-0-0	0	2	20	18	2.00	.900

ALL-TIME SEASON SERIES RECORDS

YEAR	OVERALL	HOME	ROAD	YEAR	OVERALL	HOME	ROAD	YEAR	OVERALL	HOME	ROAD
1979-80	1-1-2	1-1-0	0-0-2	1990-91	1-1-1	1-0-1	0-1-0	2001-02	1-0-0-0	0-0-0-0	1-0-0-0
1980-81	0-3-1	0-2-0	0-1-1	1991-92	0-3-0	0-2-0	0-1-0	2002-03	0-0-1-0	0-0-1-0	0-0-0-0
1981-82	1-1-1	0-0-1	1-1-0	1992-93	0-2-0	0-1-0	0-1-0	2003-04	1-0-0-0	0-0-0-0	1-0-0-0
1982-83	0-3-0	0-2-0	0-1-0	1993-94	2-0-0	1-0-0	1-0-0	2005-06	1-0-0	1-0-0	0-0-0
1983-84	2-1-0	1-0-0	1-1-0	1994-95	Did Not Play Western Conf. Teams			2006-07	Did Not Play Central Div. Teams		
1984-85	2-1-0	1-1-0	1-0-0	1995-96	1-1-0	1-0-0	0-1-0	2007-08	1-0-0	1-0-0	0-0-0
1985-86	1-2-0	1-0-0	0-2-0	1996-97	0-1-1	0-0-1	0-1-0	2008-09	0-0-1	0-0-0	0-0-1
1986-87	1-2-0	0-2-0	1-0-0	1997-98	1-1-0	0-1-0	1-0-0	2009-10	1-0-0	1-0-0	0-0-0
1987-88	2-1-0	1-0-0	1-1-0	1998-99	1-1-0	1-0-0	0-1-0	2010-11	0-1-0	0-0-0	0-1-0
1988-89	2-1-0	2-0-0	0-1-0	1999-00	1-0-0-0	1-0-0-0	0-0-0-0				
1989-90	1-2-0	1-0-0	0-2-0	2000-01	2-0-0-0	1-0-0-0	1-0-0-0				

ALL-TIME SEASON GAME RESULTS (*Overtime **Shootout)

10/14/1979 T 3-3 at CHI	2/19/1983 L 2-4 CHI	10/24/1987 W 5-3 CHI	11/10/1991 L 0-3 CHI	4/3/1999 L 1-2 at CHI
11/9/1979 L 2-4 CHI	10/30/1983 L 1-6 at CHI	1/13/1988 L 1-2 at CHI	3/28/1992 L 1-3 CHI	3/8/2000 W 4-1 CHI
11/11/1979 T 5-5 at CHI	11/12/1983 W 6-1 CHI	3/2/1988 W 2-1 at CHI	1/23/1993 L 2-6 CHI	12/31/2000 W 2-1 CHI
1/19/1980 W 5-3 CHI	2/5/1984 W 4-3 at CHI	10/15/1988 W 7-5 CHI	3/28/1993 L 0-3 at CHI	3/4/2001 W 6-3 at CHI
11/23/1980 L 3-11 at CHI	10/28/1984 W 4-1 at CHI	12/14/1988 L 3-4 at CHI	10/14/1993 W 6-2 at CHI	3/5/2002 W 2-1* at CHI
1/17/1981 L 2-3 CHI	11/17/1984 L 0-7 CHI	4/1/1989 W 6-1 CHI	3/30/1994 W 3-2* CHI	10/26/2002 T 3-3* CHI
2/7/1981 L 2-6 CHI	1/5/1985 W 4-3 CHI	11/12/1989 L 2-4 at CHI	10/14/1995 W 3-2 CHI	3/17/2004 W 3-2 at CHI
2/15/1981 T 4-4 at CHI	10/23/1985 L 2-9 at CHI	12/30/1989 L 3-7 at CHI	12/10/1995 L 1-4 at CHI	3/12/2005 W 5-3 CHI
10/31/1981 T 2-2 CHI	1/12/1986 L 2-4 at CHI	1/27/1990 W 6-4 CHI	12/29/1996 L 4-3 at CHI	3/12/2008 W 3-0 at CHI
12/13/1981 L 1-6 at CHI	3/15/1986 W 11-4 CHI	11/6/1990 T 1-1* CHI	2/26/1997 T 2-2* CHI	3/11/2009 OT 2-3** at CHI
1/25/1982 W 6-5 at CHI	1/3/1987 L 2-3 CHI	2/10/1991 W 3-1 CHI	10/26/1997 W 3-2 at CHI	1/30/2010 W 4-2 CHI
11/26/1982 L 3-4 CHI	2/17/1987 W 5-4 at CHI	2/28/1991 L 3-6 at CHI	1/14/1998 L 1-4 CHI	3/4/2011 L 2-5 at CHI
1/23/1983 L 2-4 at CHI	2/21/1987 L 3-6 CHI	10/26/1991 L 2-4 CHI	10/28/1998 W 2-0 CHI	



COLORADO AVALANCHE

2011-12 SCHEDULE

2/10/2012..... at COL..... 9 p.m.

HURRICANES vs. COLORADO

ALL-TIME: GP: 133 44-67-21-1 GF: 413 GA: 507
 at home: GP: 66 27-26-12-1 GF: 216 GA: 223
 on road: GP: 67 17-41-9 GF: 197 GA: 284
 in overtime: GP: 21 3-2-16

Owner..... E. Stanley Kroenke
 General manager/Executive vice president..... Greg Sherman
 Head coach..... Joe Sacco
 Assistant coaches..... Sylvain Lefebvre, Adam Deadmarsh
 Assistant coach/video..... Tim Army
 Goaltending consultant..... Kirk McLean
 Senior vice president, communications and business operations..... Jean Martineau
 Senior director of media services/internet..... Brendan McNicholas
 General office..... (303) 405-1100

Inaugural season..... 1979-80 (Quebec); 1995-96 (Colorado)
 Stanley Cup titles..... 2 (1996, 2001)
 Home ice..... Pepsi Center (1999)
 Building capacity..... 18,007
 2010-11 record..... 30-44-8
 AHL affiliate..... Lake Erie Monsters

2010-11 SERIES RECAP

HURRICANES WIN SEASON SERIES: 1-0-0 (AVALANCHE: 0-0-1)

At CAROLINA HURRICANES Attend Goaltenders Winning Goal
 03 Dec '10 Hurricanes 2 Avalanche 1 (OT) 16,277 Ward vs. Anderson Brandon Sutter

SERIES STATISTICS

HURRICANES SPECIALTY TEAMS AVALANCHE SPECIALTY TEAMS
 Power Play..... 0-2..... 0.0% Power Play..... 0-3..... 0.0%
 Penalty Killing..... 3-3..... 100.0% Penalty Killing..... 2-2..... 100.0%

GOALTENDING

HURRICANES	GP	Min	W-L-OT	SO	GA	SA	SV	GAA	SV%
Cam Ward	1	61	1-0-0	0	1	35	34	0.98	.971

At COLORADO AVALANCHE Attend Goaltenders Winning Goal
 None

HURRICANES LEADING SCORER						AVALANCHE LEADING SCORERS							
	GP	G	A	TP	+/-	PM		GP	G	A	TP	+/-	PM
Jeff Skinner	1	1	0	1	1	0	Milan Hejduk	1	1	0	1	0	0
Brandon Sutter	1	1	0	1	0	2	Kevin Shattenkirk	1	0	1	1	1	0
Jamie McBain	1	0	1	1	0	0							
Joni Pitkanen	1	0	1	1	2	0							
Tuomo Ruutu	1	0	1	1	1	0							

AVALANCHE	GP	Min	W-L-OT	SO	GA	SA	SV	GAA	SV%
Craig Anderson	1	61	0-0-1	0	2	30	28	1.96	.933

ALL-TIME SEASON SERIES RECORDS

YEAR	OVERALL	HOME	ROAD	YEAR	OVERALL	HOME	ROAD	YEAR	OVERALL	HOME	ROAD
1979-80	1-1-2	1-0-1	0-1-1	1990-91	1-3-4	0-2-2	1-1-2	2001-02	0-1-0-0	0-0-0-0	0-1-0-0
1980-81	2-2-0	2-0-0	0-2-0	1991-92	3-5-0	3-1-0	0-4-0	2002-03	0-0-0-1	0-0-0-1	0-0-0-0
1981-82	2-3-3	1-0-3	1-3-0	1992-93	3-3-1	1-1-1	2-2-0	2003-04	0-1-0-0	0-0-0-0	0-1-0-0
1982-83	2-6-0	2-2-0	0-4-0	1993-94	1-4-0	0-2-0	1-2-0	2005-06	Did Not Play Northwest Div. Teams		
1983-84	1-3-4	0-1-3	1-2-1	1994-95	1-3-0	1-1-0	0-2-0	2006-07	0-1-0	0-0-0	0-1-0
1984-85	3-5-0	2-2-0	1-3-0	1995-96	2-0-0	1-0-0	1-0-0	2007-08	0-1-0	0-1-0	0-0-0
1985-86	4-4-0	2-2-0	2-2-0	1996-97	0-1-1	0-1-0	0-0-1	2008-09	1-0-0	1-0-0	0-0-0
1986-87	3-3-2	3-0-1	0-3-1	1997-98	0-1-1	0-1-0	0-0-1	2009-10	1-1-0	1-0-0	0-1-0
1987-88	2-6-0	0-4-0	2-2-0	1998-99	0-2-0	0-1-0	0-1-0	2010-11	1-0-0	1-0-0	0-0-0
1988-89	4-3-1	2-2-0	2-1-1	1999-00	0-2-0-0	0-1-0-0	0-1-0-0				
1989-90	6-1-1	3-1-0	3-0-1	2000-01	0-1-1-0	0-0-1-0	0-1-0-0				

ALL-TIME SEASON GAME RESULTS (*Overtime **Shootout)

10/24/1979	T	2-2	at COL (QUE)	12/27/1983	L	3-7	at COL (QUE)	2/28/1987	W	2-1	COL (QUE)	10/16/1990	T	1-1*	at COL (QUE)	2/5/1995	L	1-3	at COL (QUE)
11/24/1979	T	4-4	COL (QUE)	1/28/1984	L	0-3	at COL (QUE)	3/10/1987	L	4-6	at COL (QUE)	11/21/1990	T	4-4*	COL (QUE)	2/8/1995	L	2-3	COL (QUE)
2/26/1980	L	5-9	at COL (QUE)	1/29/1984	T	5-5*	COL (QUE)	10/8/1987	L	1-5	COL (QUE)	11/28/1990	L	3-4	COL (QUE)	3/9/1995	W	2-1	COL (QUE)
4/4/1980	W	9-2	COL (QUE)	3/24/1984	W	3-2*	at COL (QUE)	11/1/1987	W	5-1	at COL (QUE)	12/26/1990	W	4-1	at COL (QUE)	5/3/1995	L	1-4	at COL (QUE)
10/25/1980	W	4-2	COL (QUE)	3/25/1984	T	6-6*	COL (QUE)	11/7/1987	L	3-5	COL (QUE)	3/2/1991	T	3-3*	at COL (QUE)	12/15/1995	W	4-2	COL (QUE)
12/21/1980	L	5-6	at COL (QUE)	10/31/1984	L	3-5	COL (QUE)	12/8/1987	W	5-4	at COL (QUE)	3/10/1991	L	1-2	COL (QUE)	2/9/1996	W	3-2*	at COL (QUE)
2/2/1981	L	2-4	at COL (QUE)	11/10/1984	W	1-0	at COL (QUE)	12/26/1987	L	2-4	COL (QUE)	3/23/1991	L	3-7	at COL (QUE)	11/16/1996	T	4-4*	at COL (QUE)
4/1/1981	W	5-4	COL (QUE)	12/1/1984	L	4-8	at COL (QUE)	12/27/1987	L	3-5	at COL (QUE)	10/5/1991	L	2-4	at COL (QUE)	3/25/1997	L	4-0	COL (QUE)
10/6/1981	L	5-6	at COL (QUE)	1/2/1985	L	3-7	at COL (QUE)	3/8/1988	L	4-6	at COL (QUE)	11/12/1991	W	5-4	COL (QUE)	10/24/1997	T	3-3*	at COL (QUE)
11/21/1981	L	3-7	at COL (QUE)	2/10/1985	L	4-10	COL (QUE)	3/13/1988	L	1-4	COL (QUE)	11/25/1991	L	2-5	at COL (QUE)	11/29/1997	L	2-3	COL (QUE)
11/25/1981	T	3-3	COL (QUE)	3/24/1985	W	2-1	COL (QUE)	10/6/1988	L	2-5	COL (QUE)	12/28/1991	L	1-4	at COL (QUE)	11/2/1998	L	2-3	COL (QUE)
1/11/1982	L	2-6	at COL (QUE)	4/6/1985	W	2-1	COL (QUE)	11/23/1988	W	4-3	COL (QUE)	1/2/1992	W	4-1	COL (QUE)	3/18/1999	L	2-3	at COL (QUE)
1/20/1982	W	4-2	COL (QUE)	4/7/1985	L	1-4	at COL (QUE)	11/26/1988	W	4-2	at COL (QUE)	2/22/1992	W	4-0	COL (QUE)	12/4/1999	L	1-3	at COL (QUE)
1/31/1982	T	4-4	COL (QUE)	10/15/1985	L	1-4	at COL (QUE)	12/28/1988	T	4-4*	at COL (QUE)	3/5/1992	L	4-10	COL (QUE)	12/20/1999	L	2-4	COL (QUE)
3/16/1982	W	7-5	at COL (QUE)	10/30/1985	W	6-4	COL (QUE)	1/23/1989	W	5-0	at COL (QUE)	3/9/1992	L	0-2	at COL (QUE)	11/3/2000	L	3-5	at COL (QUE)
3/24/1982	T	3-3	COL (QUE)	11/9/1985	W	4-3	at COL (QUE)	1/28/1989	L	2-3*	COL (QUE)	11/3/1992	T	3-3*	COL (QUE)	1/6/2001	T	2-2*	at COL (QUE)
11/10/1982	W	7-5	COL (QUE)	12/31/1985	L	1-5	at COL (QUE)	2/23/1989	W	4-2	COL (QUE)	11/21/1992	L	2-8	at COL (QUE)	10/23/2001	L	1-5	at COL (QUE)
12/28/1982	L	1-4	at COL (QUE)	1/12/1986	L	2-3	COL (QUE)	3/23/1989	L	3-6	at COL (QUE)	12/31/1992	L	2-6	COL (QUE)	1/13/2003	OTL	2-3*	at COL (QUE)
1/27/1983	W	5-2	COL (QUE)	1/17/1986	W	11-6	COL (QUE)	10/8/1989	W	9-6	at COL (QUE)	1/9/1993	W	4-2	COL (QUE)	2/3/2004	L	1-3	at COL (QUE)
2/1/1983	L	3-12	at COL (QUE)	1/18/1986	W	5-2	at COL (QUE)	10/25/1989	W	2-0	COL (QUE)	2/27/1993	W	5-3	at COL (QUE)	12/11/2006	L	2-5	at COL (QUE)
3/5/1983	L	3-10	at COL (QUE)	3/8/1986	L	3-6	COL (QUE)	11/22/1989	L	2-4	COL (QUE)	3/8/1993	W	4-2	at COL (QUE)	1/12/2008	L	4-5	COL (QUE)
3/6/1983	L	3-7	COL (QUE)	11/1/1986	T	2-2*	COL (QUE)	12/26/1989	T	3-3*	at COL (QUE)	4/10/1993	L	3-6	at COL (QUE)	2/22/2009	W	5-2	COL (QUE)
4/2/1983	L	4-5	COL (QUE)	11/2/1986	T	3-3*	at COL (QUE)	2/3/1990	W	5-1	at COL (QUE)	10/20/1993	L	2-5	COL (QUE)	10/23/2009	L	4-5	at COL (QUE)
4/3/1983	L	5-6	at COL (QUE)	12/1/1986	L	1-4	at COL (QUE)	2/21/1990	W	3-2	COL (QUE)	1/29/1994	L	2-3	COL (QUE)	1/8/2010	W	2-1	COL (QUE)
10/13/1983	T	4-4*	COL (QUE)	12/3/1986	W	2-1	COL (QUE)	3/21/1990	W	4-1	COL (QUE)	2/1/1994	W	2-1	at COL (QUE)	12/3/2010	W	2-1*	COL (QUE)
11/17/1983	L	2-4	COL (QUE)	1/23/1987	W	3-2	COL (QUE)	3/31/1990	W	3-2	at COL (QUE)	3/17/1994	L	1-4	at COL (QUE)				
11/19/1983	T	4-4*	at COL (QUE)	1/27/1987	L	2-4	at COL (QUE)	10/4/1990	T	3-3*	COL (QUE)	4/7/1994	L	2-5	at COL (QUE)				



COLUMBUS BLUE JACKETS

2011-12 SCHEDULE

3/23/2012..... at CBJ..... 7 p.m.

HURRICANES vs. COLUMBUS

ALL-TIME: GP: 12 6-6-0 GF: 30 GA: 33
 at home: GP: 7 4-3-0 GF: 18 GA: 20
 on road: GP: 5 2-3-0 GF: 12 GA: 13
 in overtime: GP: 0 0-0-0

Majority owner/Governor..... John P. McConnell
 General manager..... Scott Howson
 Head coach..... Scott Arniel
 Assistant coaches..... Brad Berry, Todd Richards, Dan Hinote
 Goaltending coach..... Ian Clark
 Vice president of public relations..... Todd Sharrock
 Director of community relations & publicity..... Karen Davis
 Manager of communications..... Ryan Holtmann
 General office..... (614) 246-4625

SERIES RECORDS

Winning streak..... 4 3/7/2001-3/10/2003
 Losing streak..... 4 12/29/2007-3/12/2011
 Unbeaten streak..... 4 3/7/2001-3/10/2003
 Goals scored..... 6 3/10/2003 (W, 6-5)
 Goals allowed..... 5 (2x) Last: 2/14/2009 (L, 1-5)
 Goals, both teams..... 11 3/10/2003 (W, 6-5)
 Current CAR streak..... 4 losses
 Current CBJ streak..... 4 wins

Inaugural season..... 2000-01
 Stanley Cup titles..... None
 Home ice..... Nationwide Arena (2000)
 Building capacity..... 18,144
 2010-11 record..... 34-35-13
 AHL affiliate..... Springfield Falcons

LAST TRANSACTION

2/23/2007 CAR acquired Anson Carter from CBJ in exchange for CAR's 2008 fifth-round pick (135th overall – Thomas Kubalik).

2010-11 SERIES RECAP

BLUE JACKETS WIN SEASON SERIES: 1-0-0

At CAROLINA HURRICANES Attend Goaltenders Winning Goal
 12 Mar '11 Hurricanes 2 Blue Jackets 3 18,680 Ward vs. Mason Derek MacKenzie

At COLUMBUS BLUE JACKETS Attend Goaltenders Winning Goal
 None

SERIES STATISTICS

HURRICANES SPECIALTY TEAMS		BLUE JACKETS SPECIALTY TEAMS	
Power Play.....0-9..... 0.0%	Penalty Killing.....5-5..... 100.0%	Power Play.....0-5..... 0.0%	Penalty Killing.....9-9..... 100.0%

HURRICANES LEADING SCORERS

	GP	G	A	TP	+/-	PM
Tuomo Ruutu	1	1	0	1	0	0
Jeff Skinner	1	1	0	1	0	2
Erik Cole	1	0	1	1	-2	2
Jay Harrison	1	0	1	1	-1	2
Jussi Jokinen	1	0	1	1	-1	2
Eric Staal	1	0	1	1	0	0

BLUE JACKETS LEADING SCORER

	GP	G	A	TP	+/-	PM
Derek MacKenzie	1	2	0	2	2	0

GOALTENDING

HURRICANES	GP	Min	W-L-OT	SO	GA	SA	SV	GAA	SV%
Cam Ward	1	58	0-1-0	0	2	27	25	2.07	.926

BLUE JACKETS	GP	Min	W-L-OT	SO	GA	SA	SV	GAA	SV%
Steve Mason	1	60	1-0-0	0	2	31	29	2.00	.935

ALL-TIME SEASON SERIES RECORDS

YEAR	OVERALL	HOME	ROAD	YEAR	OVERALL	HOME	ROAD	YEAR	OVERALL	HOME	ROAD
2000-01	1-1-0-0	1-0-0-0	0-1-0-0	2005-06	1-0-0	1-0-0	0-0-0	2009-10	0-1-0	0-0-0	0-1-0
2001-02	1-0-0-0	1-0-0-0	0-0-0-0	2006-07	Did Not Play Central Div. Teams			2010-11	0-1-0	0-1-0	0-0-0
2002-03	2-0-0-0	1-0-0-0	1-0-0-0	2007-08	0-1-0	0-0-0	0-1-0				
2003-04	1-1-0-0	0-1-0-0	1-0-0-0	2008-09	0-1-0	0-1-0	0-0-0				

ALL-TIME SEASON GAME RESULTS (*Overtime **Shootout)

12/29/2000 L 1-3 at CBJ	3/8/2004 W 4-1 at CBJ
3/7/2001 W 2-1 CBJ	12/15/2005 W 2-1 CBJ
11/19/2001 W 5-2 CBJ	12/29/2007 L 1-4 at CBJ
11/30/2002 W 4-2 at CBJ	2/14/2009 L 1-5 CBJ
3/10/2003 W 6-5 CBJ	11/7/2009 L 2-3 at CBJ
3/2/2004 L 0-3 CBJ	3/12/2011 L 2-3 CBJ



DALLAS STARS

2011-12 SCHEDULE

11/6/2011 at CAR 1:30 p.m.

HURRICANES vs. DALLAS

ALL-TIME: GP: 68 25-34-8-1 GF: 205 GA: 246
 at home: GP: 35 15-16-4 GF: 112 GA: 121
 on road: GP: 33 10-18-4-1 GF: 93 GA: 125
 in overtime: GP: 11 2-3-6

Chairman of the board/Owner.....Thomas O. Hicks
 General manager..... Joe Nieuwendyk
 Head coach..... Glen Gulutzan
 Associate coach..... Willie Desjardins
 Assistant coaches..... Paul Jerrard, Stu Barnes
 Goaltending coach..... Mike Valley
 Assistant vice president, communications..... Rob Scichili
 Coordinators, communications..... Joe Calvillo, Greg Ramirez
 General office..... (214) 387-5500

Inaugural season1967-68 (Minnesota); 1993-94 (Dallas)
 Stanley Cup titles 1 (1999)
 Home ice American Airlines Center (2001)
 Building capacity 18,532
 2010-11 record 42-29-11
 AHL affiliate.....Texas Stars

SERIES RECORDS

Winning streak 5 3/21/1987-11/12/1988
 Losing streak 7 10/11/1979-2/14/1981
 Unbeaten streak 5 3/21/1987-11/12/1988
 Goals scored 8 3/26/1988 (W, 8-1)
 Goals allowed 9 10/11/1980 (L, 3-9)
 Goals, both teams 15 2/22/1982 (L, 7-8)
 Current CAR streak..... 1 OT/Winless in 2 straight games
 Current DAL streak..... 2 wins

LAST TRANSACTION

6/29/2004 CAR acquired DAL's 2005 fourth-round pick (94th overall – Jakub Vojta) from DAL in exchange for Jaroslav Svoboda.

2010-11 SERIES RECAP

STARS WIN SEASON SERIES: 2-0-0 (HURRICANES: 0-1-1)

At CAROLINA HURRICANES Attend Goaltenders Winning Goal
 29 Nov '10 Hurricanes 1 Stars 4 15,382 Ward vs. Lehtonen Steve Ott

At DALLAS STARS Attend Goaltenders Winning Goal
 10 Dec '10 Hurricanes 1 Stars 2 (SO) 13,012 Ward vs. Raycroft (Brad Richards)

SERIES STATISTICS

HURRICANES SPECIALTY TEAMS STARS SPECIALTY TEAMS
 Power Play.....0-9 33.3% Power Play.....0-7 36.4%
 Penalty Killing.....7-7 63.6% Penalty Killing.....9-9 66.7%

HURRICANES LEADING SCORERS

GP G A TP +/- PM
 Eric Staal 2 1 0 1 -2 2
 Jiri Tlustý 2 1 0 1 -1 0
 Troy Bodie 2 0 1 1 0 2
 Ryan Carter 2 0 1 1 1 0

STARS LEADING SCORER

GP G A TP +/- PM
 James Neal 2 3 0 3 3 2

GOALTENDING

HURRICANES GP Min W-L-OT SO GA SA SV GAA SV%
 Cam Ward 2 125 0-1-1 0 5 62 57 2.41 .919

STARS GP Min W-L-OT SO GA SA SV GAA SV%
 Kari Lehtonen 1 60 1-0-0 0 1 28 27 1.00 .964
 Andrew Raycroft 1 65 1-0-0 0 1 23 22 0.92 .957

ALL-TIME SEASON SERIES RECORDS

YEAR	OVERALL	HOME	ROAD	YEAR	OVERALL	HOME	ROAD	YEAR	OVERALL	HOME	ROAD
1979-80	0-4-0	0-2-0	0-2-0	1990-91	1-2-0	0-1-0	1-1-0	2001-02	1-0-1-0	1-0-0-0	0-0-1-0
1980-81	1-3-0	1-1-0	0-2-0	1991-92	1-1-1	0-1-1	1-0-0	2002-03	1-0-0-1	1-0-0-0	0-0-0-1
1981-82	1-2-0	1-1-0	0-1-0	1992-93	1-0-1	0-0-1	1-0-0	2003-04	0-1-0-0	0-1-0-0	0-0-0-0
1982-83	0-2-1	0-1-0	0-1-1	1993-94	0-1-1	0-0-1	0-1-0	2005-06	0-0-1	0-0-0	0-0-1
1983-84	3-0-0	2-0-0	1-0-0	1994-95	Did Not Play Western Conf. Teams			2006-07	1-0-0	1-0-0	0-0-0
1984-85	1-2-0	0-1-0	1-1-	1995-96	1-1-0	0-1-0	1-0-0	2007-08	Did Not Play Pacific Div. Teams		
1985-86	1-2-0	1-1-0	0-1-0	1996-97	0-2-0	0-1-0	0-1-0	2008-09	0-1-0	0-0-0	0-1-0
1986-87	1-2-0	1-0-0	0-2-0	1997-98	0-2-0	0-1-0	0-1-0	2009-10	1-1-0	1-0-0	0-1-0
1987-88	3-0-0	2-0-0	1-0-0	1998-99	0-1-1	0-0-1	0-1-0	2010-11	0-1-1	0-1-0	0-0-1
1988-89	2-1-0	0-1-0	2-0-0	1999-00	1-1-0-0	1-0-0-0	0-1-0-0				
1989-90	2-1-0	1-1-0	1-0-0	2000-01	1-0-0-0	1-0-0-0	0-0-0-0				

ALL-TIME SEASON GAME RESULTS (*Overtime **Shootout)

10/11/1979	L 1-4	at DAL (MIN)	11/8/1983	W 6-4	DAL (MIN)	3/26/1988	W 8-1	DAL (MIN)	3/27/1993	W 2-1	at DAL (MIN)	10/7/2001	W 3-0	DAL
1/9/1980	L 2-6	at DAL (MIN)	12/23/1983	W 5-3	DAL (MIN)	11/12/1988	W 3-1	at DAL (MIN)	10/27/1993	L 1-5	at DAL	11/21/2001	T 4-4*	at DAL
2/10/1980	L 2-6	DAL (MIN)	1/10/1984	W 6-3	at DAL (MIN)	12/3/1988	L 2-4	DAL (MIN)	3/12/1994	T 2-2*	DAL	12/22/2002	W 1-0	DAL
3/16/1980	L 1-6	DAL (MIN)	10/27/1984	W 5-3	at DAL (MIN)	2/18/1989	W 4-3	at DAL (MIN)	2/11/1996	W 5-3	at DAL	2/11/2003	OTL 1-2*	at DAL
10/11/1980	L 3-9	at DAL (MIN)	11/28/1984	L 2-4	DAL (MIN)	10/7/1989	L 4-6	DAL (MIN)	2/25/1996	L 2-6	DAL	12/22/2003	L 1-3	DAL
11/12/1980	L 1-5	DAL (MIN)	1/12/1985	L 4-5	at DAL (MIN)	12/23/1989	W 4-3	DAL (MIN)	12/20/1996	L 4-1	DAL	12/2/2005	OT 4-5**	at DAL
2/14/1981	L 4-7	at DAL (MIN)	11/13/1985	W 5-2	DAL (MIN)	2/7/1990	W 5-3	at DAL (MIN)	3/21/1997	L 2-0	at DAL	11/18/2006	W 5-4	DAL
2/25/1981	W 3-2	DAL (MIN)	2/15/1986	L 1-4	at DAL (MIN)	10/24/1990	L 0-3	at DAL (MIN)	1/3/1998	L 1-6	DAL	3/12/2009	L 2-3	at DAL
11/7/1981	W 4-2	DAL (MIN)	2/26/1986	L 2-5	DAL (MIN)	11/10/1990	W 3-2	at DAL (MIN)	3/20/1998	L 1-6	at DAL	11/23/2009	L 0-2	at DAL
2/22/1982	L 7-8	at DAL (MIN)	12/31/1986	L 2-5	at DAL (MIN)	12/23/1990	L 2-5	DAL (MIN)	10/15/1998	T 2-2*	DAL	12/16/2009	W 5-3	DAL
3/28/1982	L 2-5	DAL (MIN)	1/10/1987	L 3-4	at DAL (MIN)	1/28/1992	L 3-4	DAL (MIN)	3/21/1999	L 2-3*	at DAL	11/29/2010	L 1-4	DAL
11/2/1982	L 6-7	DAL (MIN)	3/21/1987	W 5-1	DAL (MIN)	2/9/1992	T 4-4*	DAL (MIN)	11/20/1999	W 1-0	DAL	12/10/2010	OT 1-2**	at DAL
12/14/1982	T 3-3	at DAL (MIN)	1/19/1988	W 6-3	at DAL (MIN)	2/29/1992	W 5-4*	at DAL (MIN)	12/8/1999	L 1-2	at DAL			
1/22/1983	L 2-7	at DAL (MIN)	1/23/1988	W 5-0	DAL (MIN)	1/3/1993	T 6-6*	DAL (MIN)	10/10/2000	W 5-2	DAL			



DETROIT RED WINGS

2011-12 SCHEDULE

3/24/2012.....at DET 7 p.m.

HURRICANES vs. DETROIT

ALL-TIME: GP: 66 26-31-8-1 GF: 200 GA: 218
 at home: GP: 33 19-13-1 GF: 111 GA: 91
 on road: GP: 33 7-18-7-1 GF: 89 GA: 127
 in overtime: GP: 7 1-2-4

Owner/Governor.....Mike Ilitch
 Executive vice president/General manager.....Ken Holland
 Head coach.....Mike Babcock
 Assistant coaches.....Bill Peters, Jeff Blashill
 Goaltending coach.....Jim Bedard
 Senior director of communications.....John Hahn
 Media relations manager.....Todd Beam
 General office.....(313) 394-7000

Inaugural season1926-27
 Stanley Cup titles 11 (1936, 1937, 1943, 1950, 1952, 1954,
1955, 1997, 1998, 2002, 2008)
 Home ice Joe Louis Arena (1979)
 Building capacity20,066
 2010-11 record47-25-10
 AHL affiliate..... Grand Rapids Griffins

SERIES RECORDS

Winning streak34/6/1980-10/29/1980
 Losing streak72/24/1994-10/18/1997
 Unbeaten streak101/12/1980-1/23/1982
 Goals scored810/17/1981 (W, 8-1)
 Goals allowed811/1/1991 (L, 5-8)
 Goals, both teams1311/1/1991 (L, 5-8)
 Current CAR streak.....1 win
 Current DET streak.....1 loss

LAST TRANSACTION

7/9/2001 CAR acquired Aaron Ward in exchange for CAR's 2002 second-round draft pick (58th overall – Jiri Hudler).

2010-11 SERIES RECAP

HURRICANES WIN SEASON SERIES: 1-0-0

At CAROLINA HURRICANES Attend Goaltenders Winning Goal
 06 Apr '11 Hurricanes 3 Red Wings 0 17,602 Ward vs. Howard Derek Joslin

At DETROIT RED WINGS Attend Goaltenders Winning Goal
 None

SERIES STATISTICS

HURRICANES SPECIALTY TEAMS RED WINGS SPECIALTY TEAMS
 Power Play.....1-425.0% Power Play.....0-30.0%
 Penalty Killing.....3-3100.0% Penalty Killing.....3-475.0%

HURRICANES LEADING SCORER

GP G A TP +/- PM
 Eric Staal 1 0 3 3 2 2 None

RED WINGS LEADING SCORER

GP G A TP +/- PM
 None

GOALTENDING

HURRICANES GP Min W-L-OT SO GA SA SV GAA SV%
 Cam Ward 1 60 1-0-0 1 0 42 42 0.00 1.000

RED WINGS GP Min W-L-OT SO GA SA SV GAA SV%
 Jimmy Howard 1 60 0-1-0 0 3 32 29 3.00 .906

ALL-TIME SEASON SERIES RECORDS

YEAR	OVERALL	HOME	ROAD	YEAR	OVERALL	HOME	ROAD	YEAR	OVERALL	HOME	ROAD
1979-80	2-1-1	1-1-0	1-0-1	1990-91	2-1-0	2-0-0	0-1-0	2001-02	0-2-0-0	0-1-0-0	0-1-0-0
1980-81	2-0-2	2-0-0	0-0-2	1991-92	0-2-0	0-1-0	0-1-0	2002-03	1-0-0-0	1-0-0-0	0-0-0-0
1981-82	2-0-1	1-0-0	1-0-1	1992-93	0-2-0	0-1-0	0-1-0	2003-04	0-1-1-0	0-1-0-0	0-0-1-0
1982-83	0-3-0	0-2-0	0-1-0	1993-94	1-2-0	1-0-0	0-2-0	2005-06	1-0-0	1-0-0	0-0-0
1983-84	1-1-1	1-0-0	0-1-1	1994-95	Did Not Play Western Conf. Teams			2006-07	Did Not Play Central Div. Teams		
1984-85	2-1-0	2-0-0	0-1-0	1995-96	0-2-0	0-1-0	0-1-0	2007-08	0-1-0	0-0-0	0-1-0
1985-86	2-1-0	1-0-0	1-1-0	1996-97	0-2-0	0-1-0	0-1-0	2008-09	0-1-0	0-1-0	0-0-0
1986-87	1-1-1	1-1-0	0-0-1	1997-98	1-1-0	1-0-0	0-1-0	2009-10	0-1-0	0-0-0	0-1-0
1987-88	2-1-0	1-0-0	1-1-0	1998-99	1-1-0	1-0-0	0-1-0	2010-11	1-0-0	1-0-0	0-0-0
1988-89	2-1-0	1-1-0	1-0-0	1999-00	0-2-0-0	0-1-0-0	0-1-0-0				
1989-90	2-0-1	0-0-1	2-0-0	2000-01	0-0-0-1	0-0-0-0	0-0-0-1				

ALL-TIME SEASON GAME RESULTS (*Overtime **Shootout)

1/6/1980 L 1-2 DET	1/3/1984 L 1-7 at DET	3/24/1988 W 3-2 at DET	12/1/1993 W 5-3 DET	10/30/2001 L 2-5 DET
1/12/1980 W 6-4 at DET	2/1/1984 T 6-6* at DET	11/16/1988 L 3-4 DET	2/24/1994 L 0-3 at DET	11/13/2001 L 3-4 at DET
3/12/1980 T 4-4 at DET	2/7/1984 W 4-1 DET	12/30/1988 W 4-3 DET	3/29/1994 L 2-6 at DET	11/29/2002 W 6-4 DET
4/6/1980 W 5-3 DET	10/18/1984 W 7-3 DET	12/31/1988 W 3-2 at DET	12/31/1995 L 2-3 at DET	1/2/2004 L 1-4 DET
10/18/1980 W 4-2 DET	11/21/1984 L 2-4 at DET	10/21/1989 T 3-3* DET	3/6/1996 L 2-4 DET	1/31/2004 T 4-4* at DET
10/29/1980 W 5-3 DET	1/3/1985 W 6-2 DET	11/3/1989 W 4-3 at DET	11/4/1996 L 5-1 at DET	1/10/2006 W 3-2 DET
2/12/1981 T 2-2 at DET	12/29/1985 W 5-2 DET	11/14/1989 W 3-0 at DET	11/8/1996 L 4-1 DET	12/9/2007 L 2-5 at DET
3/10/1981 T 4-4 at DET	2/6/1986 L 3-4* at DET	10/12/1990 L 2-4 at DET	10/18/1997 L 2-4 at DET	10/13/2008 L 1-3 DET
10/17/1981 W 8-1 DET	3/18/1986 W 6-4 at DET	2/13/1991 W 6-2 DET	11/5/1997 W 3-1 DET	1/14/2010 L 1-3 at DET
12/22/1981 W 3-2 at DET	12/6/1986 L 1-4 DET	3/14/1991 W 4-2 DET	12/12/1998 W 3-0 DET	4/6/2011 W 3-0 DET
1/23/1982 T 2-2 at DET	12/20/1986 T 2-2* at DET	11/1/1991 L 5-8 at DET	1/21/1999 L 1-4 at DET	
10/30/1982 L 2-4 DET	3/3/1987 W 5-3 DET	2/23/1992 L 0-4 DET	11/5/1999 L 2-3 at DET	
2/9/1983 L 5-6 DET	11/6/1987 L 1-3 at DET	11/6/1992 L 2-5 at DET	12/22/1999 L 1-4 DET	
2/20/1983 L 2-7 at DET	1/24/1988 W 2-1* DET	11/14/1992 L 0-2 DET	2/14/2001 OTL 3-4* at DET	



EDMONTON OILERS

2011-12 SCHEDULE

12/7/2011at EDM9:30 p.m.

HURRICANES vs. EDMONTON

ALL-TIME: GP: 65 20-33-12 GF: 222 GA: 232
 at home: GP: 32 13-12-7 GF: 127 GA: 104
 on road: GP: 33 7-21-5 GF: 95 GA: 128
 in overtime: GP: 9 0-1-8

Owner/Governor Daryl A. Katz (Rexall Sports Corp)
 General manager Steve Tambellini
 Head coach Tom Renney
 Associate coach Ralph Krueger
 Assistant coaches Kelly Buchberger, Steve Smith
 Goaltending coach Frederic Chabot
 Director, communications and media relations J.J. Hebert
 Manager, communications/team services Patrick Garland
 Coordinator, communications/media relations Rob Thomas
 General office (780) 414-4000

Inaugural season 1972-73 (WHA); 1979-80 (NHL)
 Stanley Cup titles 5 (1984, 1985, 1987, 1988, 1990)
 Home ice Rexall Place (1974)
 Building capacity 16,839
 2010-11 record 25-45-12
 AHL affiliate Oklahoma City Barons

2010-11 SERIES RECAP

HURRICANES WIN SEASON SERIES: 1-0-0

At CAROLINA HURRICANES Attend Goaltenders Winning Goal
 09 Nov '10 Hurricanes 7 Oilers 1 11,890 Ward vs. Khabibulin, Dubnyk Erik Cole

SERIES STATISTICS

HURRICANES SPECIALTY TEAMS		OILERS SPECIALTY TEAMS	
Power Play.....	3-7 42.9%	Power Play.....	0-4 0.0%
Penalty Killing.....	4-4 100.0%	Penalty Killing.....	4-7 57.1%

GOALTENDING

HURRICANES	GP	Min	W-L-OT	SO	GA	SA	SV	GAA	SV%
Cam Ward	1	60	1-0-0	0	1	22	21	1.00	.955

SERIES RECORDS

Winning streak 3 11/12/1997-12/15/1998
 Losing streak 4 (2x) 1/31/1992-1/15/1993
 Unbeaten streak 6 11/12/1997-3/15/2000
 Goals scored 11 2/12/1984 (W, 11-0)
 Goals allowed 9 3/8/1983 (L, 4-9)
 Goals, both teams 15 3/29/1985 (W, 8-7)
 Current CAR streak 1 win
 Current EDM streak 1 loss

LAST TRANSACTION

6/26/2010 CAR acquired Riley Nash from EDM in exchange for OTT's 2010 second-round pick (46th overall – Martin Marinčin).

At EDMONTON OILERS Attend Goaltenders Winning Goal
 None

HURRICANES LEADING SCORER					OILERS LEADING SCORERS								
	GP	G	A	TP +/-	PM		GP	G	A	TP +/-	PM		
Eric Staal	1	0	4	4	2	0	Dustin Penner	1	1	0	1	0	2
							Kurtis Foster	1	0	1	1	1	2
							Ryan Whitney	1	0	1	1	-1	0

OILERS	GP	Min	W-L-OT	SO	GA	SA	SV	GAA	SV%
Devan Dubnyk	1	53	0-0-0	0	3	34	31	3.42	.912
Nikolai Khabibulin	1	7	0-1-0	0	4	8	4	32.80	.500

ALL-TIME SEASON SERIES RECORDS

YEAR	OVERALL	HOME	ROAD	YEAR	OVERALL	HOME	ROAD	YEAR	OVERALL	HOME	ROAD
1979-80	2-1-1	2-0-0	0-1-1	1990-91	1-2-0	1-1-0	0-1-0	2001-02	1-0-1-0	0-0-1-0	1-0-0-0
1980-81	1-2-1	1-1-0	0-1-1	1991-92	0-3-0	0-1-0	0-2-0	2002-03	0-1-0-0	0-0-0-0	0-1-0-0
1981-82	0-2-1	0-0-1	0-2-0	1992-93	1-1-0	1-0-0	0-1-0	2003-04	1-0-0-0	0-0-0-0	1-0-0-0
1982-83	0-2-1	0-1-1	0-1-0	1993-94	1-0-1	0-0-1	1-0-0	2005-06	Did Not Play Northwest Div. Teams		
1983-84	1-2-0	1-0-0	0-2-0	1994-95	Did Not Play Western Conf. Teams			2006-07	0-1-0	0-0-0	0-1-0
1984-85	1-2-0	1-1-0	0-1-0	1995-96	1-0-1	0-0-1	1-0-0	2007-08	1-0-0	1-0-0	0-0-0
1985-86	0-3-0	0-1-0	0-2-0	1996-97	0-2-0	0-1-0	0-1-0	2008-09	0-1-0	0-1-0	0-0-0
1986-87	1-2-0	1-1-0	0-1-0	1997-98	2-0-0	1-0-0	1-0-0	2009-10	0-1-0	0-0-0	0-1-0
1987-88	1-2-0	0-1-0	1-1-0	1998-99	1-0-1	1-0-0	0-0-1	2010-11	1-0-0	1-0-0	0-0-0
1988-89	1-2-0	1-1-0	0-1-0	1999-00	0-0-2-0	0-0-1-0	0-0-1-0				
1989-90	1-0-2	0-0-1	1-0-1	2000-01	0-1-0-0	0-1-0-0	0-0-0-0				

ALL-TIME SEASON GAME RESULTS (*Overtime **Shootout)

11/17/1979	W	4-0	EDM	3/8/1983	L	4-9	EDM	12/19/1987	W	4-3	at EDM	2/13/1992	L	1-3	EDM	2/27/1999	T	2-2*	at EDM
12/9/1979	L	0-3	at EDM	1/7/1984	L	3-5	at EDM	1/6/1988	L	1-5	EDM	3/14/1992	L	1-3	at EDM	10/13/1999	T	3-3*	at EDM
1/2/1980	T	3-3	at EDM	2/12/1984	W	11-0	EDM	1/30/1988	L	2-5	at EDM	1/15/1993	L	1-3	at EDM	3/15/2000	T	2-2*	EDM
2/19/1980	W	6-2	EDM	3/21/1984	L	3-5	at EDM	12/17/1988	L	2-4	EDM	2/20/1993	W	7-3	EDM	3/11/2001	L	3-2	EDM
11/28/1980	W	6-4	EDM	11/30/1984	L	2-4	EDM	2/21/1989	L	4-7	at EDM	11/13/1993	T	4-4*	EDM	11/11/2001	T	1-1*	EDM
12/7/1980	L	4-6	at EDM	2/3/1985	L	3-6	at EDM	3/8/1989	W	7-3	EDM	2/12/1994	W	5-2	at EDM	1/10/2002	W	4-1	at EDM
1/9/1981	T	6-6	at EDM	3/29/1985	W	8-7	EDM	1/6/1990	T	4-4*	at EDM	1/9/1996	W	5-1	at EDM	12/11/2002	L	1-4	at EDM
3/25/1981	L	2-7	EDM	11/30/1985	L	5-8	at EDM	1/30/1990	T	4-4*	EDM	2/28/1996	T	4-4*	EDM	12/9/2003	W	3-2	at EDM
10/21/1981	L	2-5	at EDM	1/4/1986	L	3-4	at EDM	3/18/1990	W	3-1	at EDM	1/12/1997	L	2-1*	at EDM	12/6/2006	L	1-3	at EDM
11/11/1981	T	4-4	EDM	1/15/1986	L	1-4	EDM	12/1/1990	L	2-4	EDM	3/15/1997	L	4-2	EDM	1/18/2008	W	7-2	EDM
2/19/1982	L	4-7	at EDM	11/15/1986	W	6-2	EDM	12/30/1990	L	3-4	at EDM	11/12/1997	W	6-4	at EDM	11/1/2008	L	1-3	EDM
10/14/1982	T	4-4	EDM	3/15/1987	L	1-4	at EDM	2/6/1991	W	5-1	EDM	3/15/1998	W	4-1	EDM	2/1/2010	L	2-4	at EDM
10/20/1982	L	2-4	at EDM	3/25/1987	L	3-5	EDM	1/31/1992	L	1-4	at EDM	12/15/1998	W	3-0	EDM	11/9/2010	W	7-1	EDM



FLORIDA PANTHERS

2011-12 SCHEDULE

11/29/2011 at CAR 7 p.m.
12/18/2011 at FLA 5 p.m.
2/25/2012 at CAR 7 p.m.
3/11/2012 at FLA 5 p.m.
3/21/2012 at CAR 7 p.m.
4/7/2012 at FLA 7:30 p.m.

HURRICANES vs. FLORIDA

ALL-TIME:	GP: 93 48-31-13-1 GF: 262 GA: 261
at home:	GP: 46 31-11-4 GF: 149 GA: 114
on road:	GP: 47 17-20-9-1 GF: 113 GA: 147
in overtime:	GP: 27 11-3-13		

General partner/Chairman/CEO.....Cliff Viner
 Executive vice president & general manager.....Dale Tallon
 Head coach.....Kevin Dineen
 Assistant coaches.....Gord Murphy, Craig Ramsay
 Goaltending coach.....Robb Tallas
 Vice president, communications and public affairs.....Matt Sacco
 Director, communications.....Justin Copertino
 General office.....(954) 835-7000

Inaugural season.....1993-94
 Stanley Cup titles.....None
 Home ice.....BankAtlantic Center (1995)
 Building capacity.....17,040
 2010-11 record.....30-40-12
 AHL affiliate.....San Antonio Rampage

2010-11 SERIES RECAP

HURRICANES WIN SEASON SERIES: 4-1-1 (PANTHERS: 2-4-0)

At CAROLINA HURRICANES	Attend	Goaltenders	Winning Goal
01 Mar '11 Hurricanes 2 Panthers 1	16,252	Ward vs. Clemmensen	Eric Staal
03 Jan '11 Hurricanes 3 Panthers 4 (OT)	16,637	Ward vs. Clemmensen	Bryan Allen
06 Nov '10 Hurricanes 3 Panthers 2	17,704	Ward vs. Clemmensen	Eric Staal

At FLORIDA PANTHERS	Attend	Goaltenders	Winning Goal
07 Jan '11 Hurricanes 5 Panthers 3	14,262	Peters vs. Vokoun	Erik Cole
15 Dec '10 Hurricanes 4 Panthers 3	14,651	Ward, Peters vs. Vokoun	Tuomo Ruutu
05 Nov '10 Hurricanes 4 Panthers 7	14,761	Ward vs. Vokoun, Clemmensen	Marty Reasoner

SERIES STATISTICS

HURRICANES SPECIALTY TEAMS				PANTHERS SPECIALTY TEAMS			
Power Play.....	3-24	12.5%	Power Play.....	1-12	8.3%
Penalty Killing.....	11-12	91.7%	Penalty Killing.....	21-24	87.5%

HURRICANES LEADING SCORER

	GP	G	A	TP	+/-	PM
Erik Cole	6	4	4	8	5	0

PANTHERS LEADING SCORER

	GP	G	A	TP	+/-	PM
Michael Frolik	5	3	3	6	3	0

GOALTENDING

HURRICANES	GP	Min	W-L-OT	SO	GA	SA	SV	GAA	SV%
Justin Peters	2	118	2-0-0	0	4	57	53	2.03	.930
Cam Ward	5	242	2-1-1	0	15	144	129	3.73	.896

PANTHERS	GP	Min	W-L-OT	SO	GA	SA	SV	GAA	SV%
Scott Clemmensen	4	227	2-2-0	0	10	112	102	2.64	.911
Tomas Vokoun	3	129	0-2-0	0	10	75	65	4.66	.867

ALL-TIME SEASON SERIES RECORDS

YEAR	OVERALL	HOME	ROAD	YEAR	OVERALL	HOME	ROAD	YEAR	OVERALL	HOME	ROAD
1993-94	3-1-0	1-1-0	2-0-0	1999-00	3-2-0-0	2-1-0-0	1-1-0-0	2006-07	7-1-0	4-0-0	3-1-0
1994-95	0-3-1	0-2-0	0-1-1	2000-01	2-1-2-0	1-1-0-0	1-0-2-0	2007-08	5-3-0	3-1-0	2-2-0
1995-96	1-3-0	1-1-0	0-2-0	2001-02	4-0-1-0	2-0-1-0	2-0-0-0	2008-09	3-3-0	2-1-0	1-2-0
1996-97	2-1-1	2-0-0	0-1-1	2002-03	1-3-0-1	1-1-0-0	0-2-0-1	2009-10	3-3-0	3-0-0	0-3-0
1997-98	1-3-0	0-2-0	1-1-0	2003-04	2-2-2-0	2-0-1-0	0-2-1-0	2010-11	4-1-1	2-0-1	2-1-0
1998-99	1-0-4	1-0-1	0-0-3	2005-06	6-1-1	4-0-0	2-1-1				

ALL-TIME SEASON GAME RESULTS (*Overtime **Shootout)

11/23/1993	W	2-1*	at	FLA	3/23/1998	W	5-3	at	FLA	3/21/2002	W	3-2	FLA	3/11/2006	OT	3-4*	at	FLA	11/24/2008	L	2-3	at	FLA	
11/27/1993	W	4-0	FLA		12/5/1998	T	3-3*	at	FLA	4/12/2002	W	3-1	at	FLA	3/31/2006	W	3-2	FLA	12/18/2008	W	2-1*	FLA		
12/29/1993	L	3-5	FLA		1/1/1999	T	3-3*	at	FLA	12/4/2002	L	2-4	at	FLA	10/11/2006	L	3-6	at	FLA	1/8/2009	L	2-4	at	FLA
3/4/1994	W	2-1	at	FLA	1/14/1999	W	3-2	FLA	12/6/2002	L	0-2	FLA	12/23/2006	W	3-2*	at	FLA	2/12/2009	L	0-5	FLA			
1/28/1995	L	1-2	FLA		2/6/1999	T	3-3*	FLA	1/24/2003	W	3-1	FLA	12/26/2006	W	4-2	FLA	3/23/2009	W	3-2*	at	FLA			
2/11/1995	L	3-4	at	FLA	3/6/1999	T	2-2*	at	FLA	1/25/2003	OTL	2-3*	at	FLA	1/11/2007	W	6-4	FLA	10/9/2009	W	7-2	FLA		
3/12/1995	L	1-4	FLA		12/26/1999	W	4-3*	FLA	4/4/2003	L	1-4	at	FLA	1/16/2007	W	3-2*	at	FLA	11/4/2009	L	0-3	at	FLA	
3/29/1995	T	4-4*	at	FLA	1/14/2000	L	1-5	at	FLA	10/9/2003	L	1-3	at	FLA	3/13/2007	W	3-1	FLA	12/18/2009	L	3-6	at	FLA	
10/21/1995	L	0-3	at	FLA	2/1/2000	W	4-2	FLA	10/13/2003	T	2-2*	FLA	4/1/2007	W	4-3*	at	FLA	12/19/2009	W	3-2	FLA			
12/2/1995	L	3-5	FLA		2/24/2000	L	2-4	FLA	2/16/2004	W	3-1	FLA	4/7/2007	W	5-4*	FLA	2/9/2010	W	4-1	FLA				
3/2/1996	W	7-1	FLA		2/26/2000	W	2-1*	at	FLA	3/25/2004	W	3-2	FLA	10/31/2007	L	2-4	at	FLA	3/6/2010	L	1-4	at	FLA	
4/1/1996	L	2-3	at	FLA	10/13/2000	T	2-2*	at	FLA	3/29/2004	L	1-3	at	FLA	11/3/2007	W	4-2	FLA	11/5/2010	L	4-7	at	FLA	
10/12/1996	L	0-6	at	FLA	11/15/2000	L	1-4	FLA	4/4/2004	T	6-6*	at	FLA	11/12/2007	W	4-3	at	FLA	11/6/2010	W	3-2	FLA		
11/29/1996	T	1-1*	at	FLA	11/29/2000	W	2-1*	at	FLA	11/5/2005	W	2-0	FLA	11/17/2007	W	2-1	FLA	12/15/2010	W	4-3	at	FLA		
12/11/1996	W	5-2	FLA		1/9/2001	W	7-3	FLA	11/11/2005	W	1-0	at	FLA	12/20/2007	L	4-5	at	FLA	1/3/2011	OT	3-4*	FLA		
1/22/1997	W	2-1*	FLA		1/12/2001	T	2-2*	at	FLA	12/23/2005	W	4-3	FLA	2/16/2008	W	5-4	FLA	1/7/2011	W	5-3	at	FLA		
12/10/1997	L	2-5	FLA		12/8/2001	W	3-2	at	FLA	1/25/2006	W	4-3**	at	FLA	3/20/2008	W	2-1**	at	FLA	3/1/2011	W	2-1	FLA	
12/26/1997	L	2-5	FLA		12/12/2001	W	4-1	FLA	3/3/2006	W	5-2	FLA	4/4/2008	L	3-4	FLA								
1/27/1998	L	0-3	at	FLA	1/25/2002	T	1-1*	FLA	3/10/2006	L	3-5	at	FLA	10/10/2008	W	6-4	FLA							



LOS ANGELES KINGS

2011-12 SCHEDULE

2/4/2012.....at CAR.....7 p.m.

HURRICANES vs. LOS ANGELES

ALL-TIME: GP: 66.....27-30-9 GF: 240 GA: 260
 at home: GP: 33.....16-12-5 GF: 118 GA: 121
 on road: GP: 33.....11-18-4 GF: 122 GA: 139
 in overtime: GP: 10.....2-3-5

Owners.....Philip F. Anschutz, Edward P. Roski, Jr.
 President/General manager.....Dean Lombardi
 Head coach.....Terry Murray
 Assistant coaches.....John Stevens, Jamie Kompon
 Goaltending coach.....Bill Ranford
 Vice president, communications and content.....Michael Altieri
 Senior director, communications.....Jeff Moeller
 Senior manager, communications.....Mike Kalinowski
 General office.....(310) 535-4500

Inaugural season.....1967-68
 Stanley Cup titles.....None
 Home ice.....STAPLES Center (1999)
 Building capacity.....18,118
 2010-11 record.....46-30-6
 AHL affiliate.....Manchester Monarchs

2010-11 SERIES RECAP

KINGS WIN SEASON SERIES: 1-0-0

At CAROLINA HURRICANES Attend Goaltenders Winning Goal
 None

SERIES STATISTICS

HURRICANES SPECIALTY TEAMS		KINGS SPECIALTY TEAMS	
Power Play.....0-3.....0.0%	Penalty Killing.....4-4.....100.0%	Power Play.....0-4.....0.0%	Penalty Killing.....3-3.....100.0%

GOALTENDING

HURRICANES	GP	Min	W-L-OT	SO	GA	SA	SV	GAA	SV%
Justin Peters	1	59	0-1-0	0	4	27	23	4.06	.852

At LOS ANGELES KINGS Attend Goaltenders Winning Goal
 20 Oct '10 Hurricanes 3 Kings 4 17,769 Peters vs. Bernier Andrei Loktionov

HURRICANES LEADING SCORER

	GP	G	A	TP	+/-	PM
Eric Staal	1	1	1	2	0	2

KINGS LEADING SCORER

	GP	G	A	TP	+/-	PM
Anze Kopitar	1	1	1	2	2	0

KINGS	GP	Min	W-L-OT	SO	GA	SA	SV	GAA	SV%
Jonathan Bernier	1	60	1-0-0	0	3	30	27	3.00	.900

ALL-TIME SEASON SERIES RECORDS

YEAR	OVERALL	HOME	ROAD	YEAR	OVERALL	HOME	ROAD	YEAR	OVERALL	HOME	ROAD
1979-80	2-1-1	2-0-0	0-1-1	1990-91	1-2-0	1-0-0	0-2-0	2001-02	1-1-0-0	1-0-0-0	0-1-0-0
1980-81	0-3-1	0-1-1	0-2-0	1991-92	1-0-2	1-0-1	0-0-1	2002-03	0-1-1-0	0-0-1-0	0-1-0-0
1981-82	2-0-1	1-0-1	1-0-0	1992-93	0-2-0	0-1-0	0-1-0	2003-04	1-0-0-0	1-0-0-0	0-0-0-0
1982-83	1-2-0	0-1-0	1-1-0	1993-94	0-2-0	0-1-0	0-1-0	2005-06	1-0-0	0-0-0	1-0-0
1983-84	2-1-0	1-1-0	1-0-0	1994-95	Did Not Play Western Conf. Teams			2006-07	1-0-0	1-0-0	0-0-0
1984-85	0-2-1	0-1-0	0-1-1	1995-96	2-0-0	1-0-0	1-0-0	2007-08	Did Not Play Pacific Div. Teams		
1985-86	2-1-0	1-1-0	1-0-0	1996-97	0-2-0	0-1-0	0-1-0	2008-09	0-0-1	0-0-0	0-0-1
1986-87	1-2-0	1-0-0	0-2-0	1997-98	1-0-1	0-0-1	1-0-0	2009-10	0-1-0	0-1-0	0-0-0
1987-88	3-0-0	2-0-0	1-0-0	1998-99	1-1-0	0-1-0	1-0-0	2010-11	0-1-0	0-0-0	0-1-0
1988-89	1-2-0	1-0-0	0-2-0	1999-00	1-0-0-0	0-0-0-0	1-0-0-0				
1989-90	2-1-0	1-1-0	1-0-0	2000-01	0-2-0-0	0-1-0-0	0-1-0-0				

ALL-TIME SEASON GAME RESULTS (*Overtime **Shootout)

10/19/1979	W	6-3	LA	10/25/1983	W	8-5	at LA	3/9/1988	W	5-4	LA	12/5/1992	L	3-7	at LA	10/28/2001	W	3-2*	LA
12/12/1979	L	4-7	at LA	11/5/1983	W	2-1	LA	11/10/1988	L	2-7	at LA	1/12/1994	L	4-6	at LA	2/7/2002	L	1-2	at LA
2/6/1980	W	7-3	LA	12/30/1983	L	3-9	LA	1/14/1989	L	6-9	at LA	3/2/1994	L	1-4	LA	2/7/2003	L	2-8	at LA
3/29/1980	T	2-2	at LA	1/31/1985	L	3-5	at LA	1/21/1989	W	5-4	LA	1/25/1996	W	8-2	LA	3/15/2003	T	0-0*	LA
12/2/1980	L	2-5	at LA	2/23/1985	L	1-2	LA	11/4/1989	W	6-3	LA	1/31/1996	W	6-4	at LA	11/8/2003	W	3-2*	LA
12/13/1980	T	5-5	LA	3/13/1985	T	3-3*	at LA	12/13/1989	L	2-5	LA	11/2/1996	L	3-2	LA	12/8/2005	W	3-2	at LA
1/7/1981	L	3-5	at LA	11/2/1985	L	1-8	LA	1/13/1990	W	6-3	at LA	1/30/1997	L	5-3	at LA	2/13/2007	W	2-1	LA
1/14/1981	L	4-5	LA	11/27/1985	W	9-0	at LA	10/19/1990	L	2-5	at LA	10/7/1997	T	3-3*	LA	10/17/2008	OT	3-4*	at LA
12/19/1981	T	5-5	LA	3/22/1986	W	6-3	LA	1/8/1991	L	3-4*	at LA	3/5/1998	W	2-1	at LA	11/11/2009	L	2-5	LA
2/2/1982	W	5-3	at LA	11/8/1986	L	3-4	at LA	1/16/1991	W	4-3	LA	10/25/1998	L	2-3	LA	10/20/2010	L	3-4	at LA
3/7/1982	W	7-6	LA	2/14/1987	L	2-5	at LA	10/30/1991	T	4-4*	LA	11/14/1998	W	5-3	at LA				
10/23/1982	W	5-3	at LA	3/22/1987	W	6-3	LA	2/6/1992	T	5-5*	at LA	3/2/2000	W	5-2	at LA				
1/20/1983	L	3-4	at LA	12/12/1987	W	3-2	LA	3/11/1992	W	4-0	LA	1/20/2001	L	3-6	LA				
2/15/1983	L	2-5	LA	1/16/1988	W	4-3	at LA	10/31/1992	L	1-7	LA	2/8/2001	L	2-4	at LA				



MINNESOTA WILD

2011-12 SCHEDULE

3/17/2012 at MIN 2 p.m.

HURRICANES vs. MINNESOTA

ALL-TIME: GP: 13 7-3-3 GF: 35 GA: 30
 at home: GP: 5 5-0-0 GF: 11 GA: 7
 on road: GP: 8 2-3-3 GF: 24 GA: 23
 in overtime: GP: 5 2-0-3

Owner/Governor Craig Leipold
 General manager Chuck Fletcher
 Head coach Mike Yeo
 Assistant coaches Darby Hendrickson, Darryl Sydor, Rick Wilson
 Goaltending coach Bob Mason
 Communications manager Aaron Sickman
 Coordinator, media relations Ryan Stanzel
 General office (615) 602-6000

Inaugural season 2000-01
 Stanley Cup titles None
 Home ice Xcel Energy Center (2000)
 Building capacity 18,064
 2010-11 record 39-35-8
 AHL affiliate Houston Aeros

SERIES RECORDS

Winning streak 3 11/15/2009-10/8/2010
 Losing streak 1 (3x) Last: 12/23/2008
 Unbeaten streak 3 (2x) Last: 11/15/2009-10/8/2010
 Goals scored 7 10/24/2001 (W, 7-3)
 Goals allowed 5 2/10/2007 (L, 4-5)
 Goals, both teams 10 10/24/2001 (W, 7-3)
 Current CAR streak 3 wins/Points in 4 straight
 Current MIN streak 1 OT/Winless in 3 straight

LAST TRANSACTION

11/28/2010 MIN claimed Patrick O'Sullivan on waivers.

2010-11 SERIES RECAP

HURRICANES WIN SEASON SERIES: 2-0-0 (WILD: 0-1-1)

At CAROLINA HURRICANES (Helsinki) Attend Goaltenders Winning Goal
 08 Oct '10 Hurricanes 2 Wild 1 (SO) 13,465 Ward vs. Backstrom (Jeff Skinner)

At MINNESOTA WILD (Helsinki) Attend Goaltenders Winning Goal
 07 Oct '10 Hurricanes 4 Wild 3 12,355 Ward vs. Backstrom Brandon Sutter

SERIES STATISTICS

HURRICANES SPECIALTY TEAMS WILD SPECIALTY TEAMS
 Power Play 2-10 20.0% Power Play 3-10 30.0%
 Penalty Killing 7-10 70.0% Penalty Killing 8-10 80.0%

HURRICANES LEADING SCORER WILD LEADING SCORER
 GP G A TP +/- PM GP G A TP +/- PM
 Jussi Jokinen 2 1 2 3 0 0 Matt Cullen 2 1 1 2 -1 2
 Mikko Koivu 2 0 2 2 1 4

GOALTENDING

HURRICANES GP Min W-L-OT SO GA SA SV GAA SV%
 Cam Ward 2 125 2-0-0 0 4 71 67 1.92 .944

WILD GP Min W-L-OT SO GA SA SV GAA SV%
 Niklas Backstrom 2 123 0-1-1 0 5 68 63 2.43 .926

ALL-TIME SEASON SERIES RECORDS

YEAR	OVERALL	HOME	ROAD	YEAR	OVERALL	HOME	ROAD	YEAR	OVERALL	HOME	ROAD
2000-01	0-0-1-0	0-0-0-0	0-0-1-0	2005-06	Did Not Play	Northwest Div. Teams		2009-10	1-0-1	1-0-0	0-0-1
2001-02	2-0-0-0	1-0-0-0	1-0-0-0	2006-07	0-1-0	0-0-0	0-1-0	2010-11	2-0-0	1-0-0	1-0-0
2002-03	1-1-0-0	1-0-0-0	0-1-0-0	2007-08	1-0-0	1-0-0	0-0-0				
2003-04	0-0-1-0	0-0-0-0	0-0-1-0	2008-09	0-1-0	0-0-0	0-1-0				

ALL-TIME SEASON GAME RESULTS (*Overtime **Shootout)

12/13/2000	T	1-1*	at MIN	2/29/2004	T	3-3*	at MIN	11/15/2009	W	5-4**	MIN
10/24/2001	W	7-3	at MIN	2/10/2007	L	4-5	at MIN	10/7/2010(p)	W	4-3	at MIN
1/15/2002	W	2-0	MIN	3/6/2008	W	3-2	MIN	10/8/2010(p)	W	2-1**	MIN
12/15/2002	L	1-2	at MIN	12/23/2008	L	2-3	at MIN				
3/7/2003	W	1-0	MIN	10/24/2009	OT	2-3*	at MIN				

(p) Games played at Hartwall Arena in Helsinki, Finland, as part of 2010 Compuware NHL Premiere



MONTREAL CANADIENS

2011-12 SCHEDULE

11/16/2011 at MTL 7 p.m.
11/23/2011 at CAR 7 p.m.
2/13/2012 at MTL 7:30 p.m.
4/5/2012 at CAR 7 p.m.

HURRICANES vs. MONTREAL

ALL-TIME: GP: 177 62-91-23-1	GF: 520	GA: 641
at home: GP: 90 36-40-14	GF: 265	GA: 305
on road: GP: 87 26-51-9-1	GF: 255	GA: 336
in overtime: GP: 32 7-8-17		

Owner/President/CEO Geoff Molson
 Executive vice president/General manager Pierre Gauthier
 Head coach Jacques Martin
 Assistant coaches Perry Pearn, Randy Cunneynworth, Randy Ladouceur
 Assistant coach and goaltending coach Pierre Groulx
 Vice president, communications and community relations Donald Beauchamp
 Director of media relations Dominick Saillant
 Communications coordinator Francois Marchand
 General office (514) 932-2582

Inaugural season 1909-10
 Stanley Cup titles 24 (1916, 1924, 1930-31, 1944, 1946, 1953, 1956-60, 1965-66, 1968-69, 1971, 1973, 1976-79, 1986, 1993)
 Home ice Bell Centre (1996)
 Building capacity 21,273
 2010-11 record 44-30-8
 AHL affiliate Hamilton Bulldogs

2010-11 SERIES RECAP

CANADIENS WIN SEASON SERIES: 3-1-0

At CAROLINA HURRICANES	Attend	Goaltenders	Winning Goal
30 Mar '11 Hurricanes 6 Canadiens 2	18,701	Ward vs. Price	Jamie McBain
23 Dec '10 Hurricanes 2 Canadiens 3	16,981	Ward vs. Price	Alexandre Picard

SERIES STATISTICS

HURRICANES SPECIALTY TEAMS	CANADIENS SPECIALTY TEAMS
Power Play..... 2-17 11.8%	Power Play..... 8-15 53.3%
Penalty Killing..... 7-15 46.7%	Penalty Killing..... 15-17 88.2%

GOALTENDING

HURRICANES	GP	Min	W-L-OT	SO	GA	SA	SV	GAA	SV%
Cam Ward	4	213	1-3-0	0	13	118	105	3.66	.890
Justin Peters	1	24	0-0-0	0	3	11	8	7.37	.727

At MONTREAL CANADIENS	Attend	Goaltenders	Winning Goal
26 Feb '11 Hurricanes 3 Canadiens 4	21,273	Ward vs. Auld	Andrei Kostitsyn
13 Nov '10 Hurricanes 2 Canadiens 7	21,273	Ward, Peters vs. Price	Brian Gionta

HURRICANES LEADING SCORERS

	GP	G	A	TP	+/-	PM
Jeff Skinner	4	2	2	4	1	2
Eric Staal	3	0	4	4	-1	6

CANADIENS LEADING SCORER


	GP	G	A	TP	+/-	PM
Tomas Plekanec	4	2	7	9	3	0

ALL-TIME SEASON SERIES RECORDS

YEAR	OVERALL	HOME	ROAD	YEAR	OVERALL	HOME	ROAD	YEAR	OVERALL	HOME	ROAD	YEAR	OVERALL	HOME	ROAD
1979-80	0-1-3	0-1-1	0-0-2	1987-88	2-4-2	1-2-1	1-2-1	1995-96	2-4-0	2-1-0	0-3-0	2003-04	1-1-1-1	1-0-1-0	0-1-0-1
1980-81	1-3-0	1-1-0	0-2-0	1988-89	1-7-0	1-3-0	0-4-0	1996-97	3-3-0	2-1-0	1-2-0	2005-06	4-0-0	2-0-0	2-0-0
1981-82	0-7-1	0-4-0	0-3-1	1989-90	3-4-1	2-1-1	1-3-0	1997-98	3-1-1	1-1-1	2-0-0	2006-07	3-1-0	1-1-0	2-0-0
1982-83	3-5-0	3-1-0	0-4-0	1990-91	4-4-0	2-2-0	2-2-0	1998-99	3-1-0	2-0-0	1-1-0	2007-08	2-1-1	0-1-1	2-0-0
1983-84	0-7-1	0-4-0	0-3-1	1991-92	2-3-3	1-0-3	1-3-0	1999-00	1-3-0-0	1-1-0-0	0-2-0-0	2008-09	3-0-1	2-0-0	1-0-1
1984-85	2-5-1	2-1-1	0-4-0	1992-93	2-5-0	0-4-0	2-1-0	2000-01	1-3-0-0	0-2-0-0	1-1-0-0	2009-10	2-1-1	1-1-0	1-0-1
1985-86	3-4-1	2-2-0	1-2-1	1993-94	1-4-0	1-2-0	0-2-0	2001-02	1-1-2-0	0-0-2-0	1-1-0-0	2010-11	1-3-0	1-1-0	0-2-0
1986-87	4-3-1	2-1-1	2-2-0	1994-95	3-0-1	2-0-0	1-0-1	2002-03	1-2-1-0	0-1-1-0	1-1-0-0				

ALL-TIME SEASON GAME RESULTS (*Overtime **Shootout)

12/1/1979 T 4-4 at MTL	2/14/1984 L 3-5 MTL	2/3/1988 L 2-5 MTL	11/14/1991 T 2-2* MTL	2/8/1997 L 3-2* at MTL	12/6/2003 L 1-3 at MTL
1/24/1980 L 2-7 MTL	3/8/1984 L 2-3 at MTL	2/13/1988 W 4-1 at MTL	11/30/1991 W 3-2 MTL	3/7/1997 W 2-0 MTL	12/27/2003 W 2-1* MTL
3/19/1980 T 5-5 MTL	12/3/1984 L 3-9 at MTL	3/12/1988 L 0-5 at MTL	12/21/1991 L 2-3* at MTL	4/2/1997 L 4-1 MTL	2/28/2004 OTL 0-1 at MTL
3/22/1980 T 5-5 at MTL	12/5/1984 W 5-3 MTL	3/27/1988 W 4-2 MTL	1/11/1992 L 2-3 at MTL	4/5/1997 W 4-1 at MTL	12/31/2005 W 5-3 MTL
10/30/1980 L 2-8 at MTL	12/15/1984 W 4-3* MTL	10/19/1988 L 4-5 at MTL	1/26/1992 L 1-3 at MTL	11/19/1997 W 2-1 MTL	1/23/2006 W 7-3 MTL
1/2/1981 L 1-3 MTL	12/22/1984 L 5-10 at MTL	11/1/1988 L 3-5 MTL	2/19/1992 T 2-2* MTL	1/24/1998 W 4-3 at MTL	1/31/2006 W 8-2 at MTL
3/18/1981 W 9-3 MTL	1/17/1985 L 4-5 at MTL	11/3/1988 L 3-6 MTL	10/6/1992 L 1-5 MTL	2/1/1998 L 3-6 MTL	3/16/2006 W 5-1 at MTL
4/3/1981 L 1-6 at MTL	1/22/1985 L 5-8 MTL	12/19/1988 L 1-2 at MTL	11/25/1992 L 1-6 MTL	3/31/1998 T 3-3* at MTL	11/2/2006 L 0-4 MTL
10/8/1981 T 5-5 at MTL	3/9/1985 L 3-4 at MTL	1/18/1989 L 1-3 at MTL	12/21/1992 W 5-2 at MTL	4/4/1998 W 1-0 at MTL	11/30/2006 W 4-2 MTL
10/15/1981 L 2-7 MTL	3/10/1985 T 5-5* MTL	1/19/1989 W 6-4 MTL	1/10/1993 L 5-7 MTL	11/17/1998 W 5-4 MTL	2/6/2007 W 2-1 at MTL
11/29/1981 L 3-6 at MTL	10/19/1985 W 11-6 MTL	3/4/1989 L 1-6 MTL	1/13/1993 L 3-7 at MTL	12/2/1998 W 4-1 MTL	2/17/2007 W 5-3 at MTL
12/16/1981 L 1-6 MTL	10/26/1985 L 3-5 at MTL	3/11/1989 L 3-5 at MTL	1/27/1993 W 6-5 at MTL	1/30/1999 W 3-1 at MTL	10/3/2007 OT 2-3* MTL
2/28/1982 L 0-5 MTL	11/5/1985 L 3-8 MTL	10/5/1989 L 1-4 MTL	3/24/1993 L 5-6* MTL	4/7/1999 L 0-2 at MTL	10/13/2007 W 3-1 at MTL
3/13/1982 L 0-5 at MTL	12/11/1985 L 1-3 MTL	10/23/1989 L 2-3 at MTL	10/6/1993 L 3-4 at MTL	1/24/2000 W 3-2* MTL	10/26/2007 L 4-7 MTL
3/30/1982 L 4-6 at MTL	12/16/1985 T 4-4* at MTL	12/2/1989 W 4-3 at MTL	10/13/1993 W 4-3 MTL	1/30/2000 L 0-3 at MTL	12/8/2007 W 5-1 at MTL
3/31/1982 L 1-5 MTL	2/22/1986 L 3-6 at MTL	2/4/1990 L 0-2 at MTL	1/26/1994 L 0-3 MTL	2/17/2000 L 0-3 MTL	10/28/2008 OT 2-3** at MTL
10/6/1982 L 1-2 at MTL	3/10/1986 W 5-2 at MTL	2/17/1990 L 3-7 at MTL	2/2/1994 L 2-9 at MTL	3/18/2000 L 2-3 at MTL	11/18/2008 W 2-1 MTL
11/16/1982 L 1-7 MTL	3/26/1986 W 3-0 MTL	2/28/1990 W 3-1 MTL	4/11/1994 L 1-3 MTL	10/21/2000 L 2-5 at MTL	12/16/2008 W 3-2 MTL
12/6/1982 L 2-11 at MTL	11/19/1986 L 1-4 MTL	3/24/1990 W 7-4 MTL	2/13/1995 T 2-2* at MTL	1/16/2001 W 3-2* at MTL	12/21/2008 W 3-2* at MTL
12/8/1982 W 7-4 MTL	11/29/1986 W 7-5 at MTL	4/1/1990 T 1-1* MTL	2/15/1995 W 4-1 MTL	3/14/2001 L 3-6 MTL	11/17/2009 OT 2-3** at MTL
1/11/1983 L 4-8 at MTL	12/26/1986 T 1-1* MTL	10/8/1990 L 3-5 at MTL	4/14/1995 W 4-3* MTL	3/26/2001 L 2-4 MTL	12/23/2009 L 1-5 MTL
1/13/1983 W 4-2 MTL	12/27/1986 L 2-6 at MTL	10/13/1990 W 5-2 MTL	4/24/1995 W 4-3 at MTL	1/17/2002 T 1-1* MTL	3/31/2010 W 2-1 at MTL
2/17/1983 W 4-1 MTL	1/19/1987 W 5-4 at MTL	10/31/1990 L 2-4 MTL	10/27/1995 L 1-4 MTL	3/2/2002 W 4-3 at MTL	4/8/2010 W 5-2 MTL
3/15/1983 L 1-5 at MTL	1/21/1987 W 3-1 MTL	12/3/1990 W 4-2 at MTL	11/20/1995 L 3-4* at MTL	3/16/2002 L 2-3 at MTL	11/13/2010 L 2-7 at MTL
11/1/1983 L 2-6 at MTL	2/7/1987 W 3-1 MTL	12/5/1990 L 3-4 MTL	11/22/1995 W 4-2 MTL	3/18/2002 T 1-1* MTL	12/23/2010 L 2-3 MTL
11/23/1983 L 3-4 MTL	4/1/1987 L 2-3 at MTL	2/16/1991 W 2-1 at MTL	12/18/1995 L 2-3 at MTL	11/1/2002 T 2-2* MTL	2/26/2011 L 3-4 at MTL
12/6/1983 L 1-4 at MTL	11/11/1987 T 0-0* MTL	2/20/1991 W 5-3 MTL	2/21/1996 W 5-3 MTL	11/23/2002 W 7-3 at MTL	3/30/2011 W 6-2 MTL
12/26/1983 L 1-2 MTL	11/16/1987 T 3-3* at MTL	3/25/1991 L 2-3* at MTL	3/20/1996 L 2-3 at MTL	3/22/2003 L 3-5 at MTL	
1/19/1984 L 2-3 MTL	11/25/1987 L 5-6 MTL	10/8/1991 T 2-2* MTL	11/20/1996 W 3-1 MTL	3/31/2003 L 0-4 MTL	
1/24/1984 T 7-7* at MTL	2/1/1988 L 4-5 at MTL	10/14/1991 W 4-3 at MTL	1/6/1997 L 4-5 at MTL	12/5/2003 T 1-1* MTL	



NASHVILLE PREDATORS

2011-12 SCHEDULE

1/7/2012 at NSH 8 p.m.
 2/28/2012 at CAR 7 p.m.

HURRICANES vs. NASHVILLE

ALL-TIME: GP: 15 4-8-2-1 GF: 33 GA: 42
 at home: GP: 7 3-1-2-1 GF: 20 GA: 18
 on road: GP: 8 1-7-0 GF: 13 GA: 24
 in overtime: GP: 4 1-2-1

Chairman/Alternate governor Thomas Cigarran
 President of hockey operations/General manager David Poile
 Head coach Barry Trotz
 Associate coach Peter Horachek
 Assistant coach Lane Lambert
 Goaltending coach Mitch Korn
 Senior vice president of communications Gerry Helper
 Hockey communications coordinator Kevin Wilson
 General office (615) 770-2300

Inaugural season 1998-99
 Stanley Cup titles None
 Home ice Bridgestone Arena (1996)
 Building capacity 17,113
 2010-11 record 44-27-11
 AHL affiliate Milwaukee Admirals

SERIES RECORDS

Winning streak 1 (4x) Last: 1/13/06
 Losing streak 3 Last: 2/5/2008-1/7/2010
 Unbeaten streak 2 1/23/2002-12/3/2002
 Goals scored 5 1/13/2006 (W, 5-4 OT)
 Goals allowed 7 11/26/2000 (L, 4-7)
 Goals, both teams 11 11/26/2000 (L, 4-7)
 Current CAR streak 1 loss/Winless in 5 straight games
 Current NSH streak 5 wins/Points in 7 straight games

LAST TRANSACTION

6/19/2008 CAR acquired the rights to Darcy Hordichuk from NSH in exchange for CAR's 2009 fifth-round draft pick (later traded to TB – 148th overall – Michael Zador). CAR did not sign Hordichuk and subsequently received NSH's 2010 fifth-round draft pick (traded to PHX on 5/13/2010 in exchange for Jared Staal – 138th overall – Louis Domingue).

2010-11 SERIES RECAP

PREDATORS WIN SEASON SERIES: 2-0-0 (HURRICANES: 0-1-1)

At CAROLINA HURRICANES Attend Goaltenders Winning Goal
 20 Nov '10 Hurricanes 1 Predators 2 (SO) 15,384 Ward vs. Rinne (Martin Erat)

At NASHVILLE PREDATORS Attend Goaltenders Winning Goal
 04 Dec '10 Hurricanes 2 Predators 5 15,016 Ward vs. Lindback Marcel Goc

SERIES STATISTICS

HURRICANES SPECIALTY TEAMS PREDATORS SPECIALTY TEAMS
 Power Play 0-7 0.0% Power Play 0-4 0.0%
 Penalty Killing 4-4 100.0% Penalty Killing 7-7 100.0%

HURRICANES LEADING SCORERS

GP G A TP +/- PM
 Joe Corvo 2 1 1 2 -1 0

PREDATORS LEADING SCORER

GP G A TP +/- PM
 Martin Erat 2 0 3 3 3 0

GOALTENDING

HURRICANES GP Min W-L-OT SO GA SA SV GAA SV%
 Cam Ward 2 125 0-1-1 0 5 65 60 2.41 .923

PREDATORS GP Min W-L-OT SO GA SA SV GAA SV%
 Pekka Rinne 1 65 1-0-0 0 1 22 21 0.92 .955
 Anders Lindback 1 60 1-0-0 0 2 30 28 2.01 .933

ALL-TIME SEASON SERIES RECORDS

YEAR	OVERALL	HOME	ROAD	YEAR	OVERALL	HOME	ROAD	YEAR	OVERALL	HOME	ROAD
1998-99	1-1-0	1-0-0	0-1-0	2002-03	1-0-0-0	0-0-0-0	1-0-0-0	2007-08	0-1-0	0-0-0	0-1-0
1999-00	1-1-0-0	1-0-0-0	0-1-0-0	2003-04	0-0-0-1	0-0-0-1	0-0-0-0	2008-09	0-1-0	0-0-0	0-1-0
2000-01	0-2-0-0	0-1-0-0	0-1-0-0	2005-06	1-0-0	1-0-0	0-0-0	2009-10	0-1-0	0-0-0	0-1-0
2001-02	0-0-1-0	0-0-1-0	0-0-0-0	2006-07	Did Not Play Central Div. Teams			2010-11	0-1-1	0-0-1	0-1-0

ALL-TIME SEASON GAME RESULTS (*Overtime **Shootout)

10/13/1998	L	2-3	at NSH	11/26/2000	L	4-7	NSH	2/5/2008	L	0-1	at NSH
1/2/1999	W	4-1	NSH	1/23/2002	T	2-2*	NSH	11/23/2008	L	2-5	at NSH
12/28/1999	L	2-3	at NSH	12/3/2002	W	2-1	at NSH	1/7/2010	L	2-4	at NSH
3/29/2000	W	3-1	NSH	12/3/2003	OTL	1-2*	NSH	11/20/2010	OT	1-2**	NSH
10/14/2000	L	1-2	at NSH	1/13/2006	W	5-4*	NSH	12/04/2010	L	2-5	at NSH



NEW JERSEY DEVILS

2011-12 SCHEDULE

10/10/2011 at NJ 1 p.m.
11/8/2011 at NJ 7:30 p.m.
12/26/2011 at CAR 7 p.m.
3/31/2012 at CAR 7 p.m.

HURRICANES vs. NEW JERSEY

ALL-TIME:	GP: 113	43-54-15-1	GF: 335	GA: 359
at home:	GP: 56	24-23-9	GF: 168	GA: 166
on road:	GP: 57	19-31-6-1	GF: 167	GA: 193
in overtime:	GP: 21	4-7-10		

Chairman and managing partner..... Jeff Vanderbeek
 CEO/President/General manager..... Lou Lamoriello
 Head coach..... Peter DeBoer
 Assistant coaches..... Larry Robinson, Adam Oates, Dave Barr
 Goaltending coach..... Chris Terreri
 Senior vice president, communications..... Mike Levine
 Senior director, communications..... Jeff Altstadter
 Assistant director, communications..... Pete Albietz
 General office..... (973) 757-6100

Inaugural season..... 1974-75 (Kansas City); 1976-1977 (Colorado);
 1982-83 (New Jersey)
 Stanley Cup titles..... 3 (1995, 2000, 2003)
 Home ice..... Prudential Center (2007)
 Building capacity..... 17,625
 2010-11 record..... 38-39-5
 AHL affiliate..... Albany Devils

2010-11 SERIES RECAP

DEVILS WIN SEASON SERIES: 3-1-0 (HURRICANES: 1-2-1)

At CAROLINA HURRICANES	Attend	Goaltenders	Winning Goal
19 Feb '11 Hurricanes 1 Devils 4	17,890	Ward vs. Hedberg	Henrik Tallinder
01 Jan '11 Hurricanes 6 Devils 3	16,107	Ward vs. Brodeur, Hedberg	Zac Dalpe

SERIES STATISTICS

HURRICANES SPECIALTY TEAMS		DEVILS SPECIALTY TEAMS	
Power Play.....	5-14..... 35.7%	Power Play.....	0-5..... 0.0%
Penalty Killing.....	5-5..... 100.0%	Penalty Killing.....	9-14..... 64.3%

GOALTENDING

HURRICANES	GP	Min	W-L-OT	SO	GA	SA	SV	GAA	SV%
Cam Ward	4	240	1-2-1	0	13	109	96	3.25	.881

SERIES RECORDS

Winning streak.....	5	12/26/1984-12/21/1985
Losing streak.....	4 (2x)	Last: 11/19/1998-2/13/1999
Unbeaten streak.....	5 (2x)	Last: 12/26/1984-12/21/1985
Goals scored.....	8	1/27/1989 (W, 8-6)
Goals allowed.....	8	11/22/1991 (L, 2-8)
Goals, both teams.....	14	1/27/1989 (W, 8-6)
Current CAR streak.....	2 losses/Winless	in 3 straight games
Current NJ streak.....	3 wins	

LAST TRANSACTION

12/19/1995 CAR acquired Jim Dowd and NJ's 1995 second-round pick (later traded to CGY in Steve Chiasson trade; 51st overall – Dimitri Kokorev) from NJ in exchange for Jocelyn Lemieux and CAR's 1998 second-round pick (later traded to DAL; 39th overall – John Erskine).

At NEW JERSEY DEVILS	Attend	Goaltenders	Winning Goal
16 Feb '11 Hurricanes 2 Devils 3	14,445	Ward vs. Hedberg	Patrik Elias
08 Feb '11 Hurricanes 2 Devils 3 (OT)	12,126	Ward vs. Hedberg	Mattias Tedenby

HURRICANES LEADING SCORER

	GP	G	A	TP	+/-	PM
Tuomo Ruutu	4	2	3	5	2	0

DEVILS LEADING SCORER

	GP	G	A	TP	+/-	PM
Patrik Elias	4	2	5	7	6	0

DEVILS	GP	Min	W-L-OT	SO	GA	SA	SV	GAA	SV%
Johan Hedberg	4	235	3-1-0	0	8	92	84	2.05	.913
Martin Brodeur	1	8	0-0-0	0	3	7	4	22.50	.571

ALL-TIME SEASON SERIES RECORDS

YEAR	OVERALL	HOME	ROAD	YEAR	OVERALL	HOME	ROAD	YEAR	OVERALL	HOME	ROAD
1979-80	2-1-1	1-0-1	1-1-0	1990-91	2-1-0	1-0-0	1-1-0	2001-02	1-2-1-0	0-2-0-0	1-0-1-0
1980-81	2-1-1	2-0-0	0-1-1	1991-92	0-3-0	0-1-0	0-2-0	2002-03	2-2-0-0	1-1-0-0	1-1-0-0
1981-82	0-2-1	0-2-0	0-0-1	1992-93	1-3-0	0-2-0	1-1-0	2003-04	1-3-0-0	0-2-0-0	1-1-0-0
1982-83	2-1-0	1-0-0	1-1-0	1993-94	1-2-1	1-0-1	0-2-0	2005-06	2-1-1	1-0-1	1-1-0
1983-84	1-1-1	1-0-1	0-1-0	1994-95	0-1-2	0-0-1	0-1-1	2006-07	1-2-1	0-2-0	1-0-1
1984-85	3-0-0	1-0-0	2-0-0	1995-96	1-2-1	0-1-1	1-1-0	2007-08	1-3-0	1-1-0	0-2-0
1985-86	2-1-0	1-1-0	1-0-0	1996-97	1-3-0	1-1-0	0-2-0	2008-09	3-1-0	2-0-0	1-1-0
1986-87	1-1-1	0-0-1	1-1-0	1997-98	2-2-0	1-1-0	1-1-0	2009-10	1-3-0	1-1-0	0-2-0
1987-88	1-1-1	1-0-1	0-1-0	1998-99	1-4-0	1-2-0	0-2-0	2010-11	1-2-1	1-1-0	0-1-1
1988-89	2-1-0	1-0-0	1-1-0	1999-00	2-2-0-0	1-1-0-0	1-1-0-0				
1989-90	2-1-0	1-1-0	1-0-0	2000-01	1-1-1-1	1-0-1-0	0-1-0-1				

ALL-TIME SEASON GAME RESULTS (*Overtime **Shootout)

11/6/1979 W 7-2 at NJ (COL)	1/12/1987 L 5-7 at NJ	12/28/1993 L 2-4 at NJ	10/29/1999 L 2-4 NJ	4/11/2006 OT 3-4* NJ
12/15/1979 L 5-6 at NJ (COL)	2/18/1987 W 6-3 at NJ	2/26/1994 T 1-1* NJ	1/17/2000 L 2-5 at NJ	10/6/2006 L 0-4 NJ
2/8/1980 T 4-4 NJ (COL)	3/1/1987 T 5-5* NJ	3/10/1994 L 0-4 at NJ	1/28/2000 W 4-3* NJ	11/7/2006 OT 2-3** at NJ
3/15/1980 W 4-1 NJ (COL)	10/14/1987 L 1-3 at NJ	1/22/1995 T 2-2* NJ	3/21/2000 W 5-0 at NJ	3/15/2007 L 2-3 NJ
10/22/1980 W 3-0 NJ (COL)	10/17/1987 W 4-3* NJ	3/16/1995 T 2-2* at NJ	10/27/2000 T 3-3* NJ	3/17/2007 W 7-2 at NJ
11/6/1980 T 3-3 at NJ (COL)	1/2/1988 T 1-1* NJ	4/16/1995 L 2-3 at NJ	11/18/2000 OTL 2-3* at NJ	1/10/2008 L 1-4 NJ
1/28/1981 W 6-3 NJ (COL)	10/28/1988 L 3-5 at NJ	11/14/1995 L 0-1 at NJ	2/23/2001 W 3-2 NJ	2/9/2008 L 1-6 at NJ
3/3/1981 L 4-5 at NJ (COL)	10/29/1988 W 3-0 NJ	1/27/1996 T 4-4* NJ	3/2/2001 L 7-3 at NJ	2/18/2008 L 1-5 at NJ
12/12/1981 L 2-4 NJ (COL)	1/27/1989 W 8-6 at NJ	4/4/1996 W 1-0 at NJ	1/5/2002 L 1-2 NJ	2/26/2008 W 2-1* NJ
2/5/1982 T 4-4 at NJ (COL)	10/14/1989 L 2-3 NJ	4/6/1996 L 3-6 NJ	1/19/2002 T 3-1* at NJ	1/6/2009 W 3-2 NJ
3/14/1982 L 3-4 NJ (COL)	10/26/1989 W 7-3 at NJ	10/19/1996 W 6-2 NJ	3/23/2002 W 4-2 at NJ	3/18/2009 W 4-2 NJ
12/3/1982 L 4-5 at NJ	12/9/1989 W 7-3 NJ	2/12/1997 L 3-2 NJ	4/3/2002 L 2-3 NJ	3/28/2009 W 2-1 at NJ
1/15/1983 W 2-1 NJ	11/15/1990 W 4-2 at NJ	2/13/1997 L 4-0 at NJ	10/19/2002 W 3-1 NJ	4/11/2009 L 2-3 at NJ
3/10/1983 W 3-0 at NJ	3/16/1991 W 6-2 NJ	3/13/1997 L 0-6 at NJ	10/29/2002 W 2-1 at NJ	10/17/2009 L 0-2 at NJ
11/2/1983 W 5-4 NJ	3/27/1991 L 3-4* at NJ	10/10/1997 W 2-1 NJ	1/17/2003 L 1-2 NJ	12/9/2009 L 2-4 at NJ
1/17/1984 T 3-3* NJ	11/22/1991 L 2-8 at NJ	2/28/1998 L 3-4 at NJ	1/18/2003 L 2-5 at NJ	2/13/2010 W 5-2 NJ
2/16/1984 L 5-6* at NJ	12/19/1991 L 1-4 NJ	3/12/1998 L 0-2 NJ	10/11/2003 L 1-2 NJ	4/3/2010 L 0-4 NJ
12/26/1984 W 5-3 NJ	2/15/1992 L 1-4 at NJ	4/1/1998 W 4-0 at NJ	1/21/2004 W 2-1 at NJ	1/1/2011 W 6-3 NJ
2/14/1985 W 4-0 at NJ	10/20/1992 W 5-4 at NJ	11/19/1998 L 2-3* at NJ	2/14/2004 L 1-4 at NJ	2/8/2011 OT 2-3* at NJ
3/1/1985 W 4-1 at NJ	10/28/1992 L 3-4* NJ	11/22/1998 L 2-5 NJ	3/6/2004 L 1-4 NJ	2/16/2011 L 2-3 at NJ
10/17/1985 W 4-3* at NJ	12/27/1992 L 2-6 at NJ	2/3/1999 L 1-4 NJ	10/15/2005 W 6-1 at NJ	2/19/2011 L 1-4 NJ
12/21/1985 W 7-6 NJ	3/3/1993 L 4-7 NJ	2/13/1999 L 4-6 at NJ	12/17/2005 W 4-1 NJ	
2/9/1986 L 3-6 NJ	12/22/1993 W 6-3 NJ	4/6/1999 W 4-2 NJ	2/3/2006 L 0-3 at NJ	



NEW YORK ISLANDERS

2011-12 SCHEDULE

1/3/2012..... at CAR..... 7 p.m.
 1/21/2012..... at NYI..... 7 p.m.
 1/31/2012..... at CAR..... 7 p.m.
 2/18/2012..... at NYI..... 7 p.m.

HURRICANES vs. NY ISLANDERS

ALL-TIME:..... GP: 113..... 58-41-12-2..... GF: 370..... GA: 339
 at home:..... GP: 57..... 30-20-6-1..... GF: 204..... GA: 178
 on road:..... GP: 56..... 28-21-6-1..... GF: 166..... GA: 161
 in overtime:..... GP: 17..... 5-4-8

Owner/Governor..... Charles B. Wang
 General manager/Alternate governor..... Garth Snow
 Head coach..... Jack Capuano
 Assistant coaches..... Dean Chynoweth, Scott Allen
 Goaltending coach..... Mike Dunham
 Director of communications..... Kimber Auerbach
 Digital media manager..... Katrina Doell
 Communications coordinator..... Jesse Eisenberg
 General office..... (516) 501-6700

SERIES RECORDS

Winning streak..... 6 (2x)..... Last: 1/28/2010-4/2/2011
 Losing streak..... 4..... 2/14/1982-1/18/1983
 Unbeaten streak..... 8..... 3/14/1995-10/30/1996
 Goals scored..... 9..... 4/7/2009 (W, 9-0)
 Goals allowed..... 9..... 2/14/1982 (L, 1-9)
 Goals, both teams..... 13..... 2/28/1993 (L, 6-7 OT)
 Current CAR streak..... 6 wins/Points in 12 straight
 Current NYI streak..... 1 loss/Winless in 6 straight games

Inaugural season..... 1972-73
 Stanley Cup titles..... 4 (1980, 1981, 1982, 1983)
 Home ice..... Nassau Veterans' Memorial Coliseum (1972)
 Building capacity..... 16,234
 2010-11 record..... 30-39-13
 AHL affiliate..... Bridgeport Sound Tigers

LAST TRANSACTION

3/18/1997 CAR acquired Derek King from NYI in exchange for CAR's 1997 fifth-round pick (115th overall – Adam Edinger).

2010-11 SERIES RECAP

HURRICANES WIN SEASON SERIES: 4-0-0 (ISLANDERS: 0-3-1)

At CAROLINA HURRICANES Attend Goaltenders Winning Goal
 18 Mar '11 Hurricanes 3 Islanders 2 (OT) 17,686 Ward vs. Montoya Joni Pitkanen
 03 Nov '10 Hurricanes 7 Islanders 2 13,043 Ward vs. DiPietro Eric Staal

At NEW YORK ISLANDERS Attend Goaltenders Winning Goal
 02 Apr '11 Hurricanes 4 Islanders 2 16,250 Ward vs. Montoya Erik Cole
 26 Jan '11 Hurricanes 4 Islanders 2 4,976 Ward vs. DiPietro Eric Staal

SERIES STATISTICS

HURRICANES SPECIALTY TEAMS ISLANDERS SPECIALTY TEAMS
 Power Play..... 1-13..... 7.7% Power Play..... 1-14..... 7.1%
 Penalty Killing..... 13-14..... 92.9% Penalty Killing..... 12-13..... 92.3%

HURRICANES LEADING SCORER

Eric Staal GP G A TP +/- PM
 4 4 4 8 6 4

ISLANDERS LEADING SCORER

Michael Grabner GP G A TP +/- PM
 4 3 2 5 2 0

GOALTENDING

HURRICANES GP Min W-L-OT SO GA SA SV GAA SV%
 Cam Ward 4 244 4-0-0 0 8 126 118 1.97 .937

ISLANDERS GP Min W-L-OT SO GA SA SV GAA SV%
 AI Montoya 2 123 0-1-1 0 6 60 54 2.93 .900
 Rick DiPietro 2 119 0-2-0 0 11 63 52 5.53 .825

ALL-TIME SEASON SERIES RECORDS

YEAR	OVERALL	HOME	ROAD	YEAR	OVERALL	HOME	ROAD	YEAR	OVERALL	HOME	ROAD
1979-80	1-3-0	1-1-0	0-2-0	1990-91	0-2-1	0-1-0	0-1-1	2001-02	1-1-0-2	0-1-0-1	1-0-0-1
1980-81	0-2-2	0-0-2	0-2-0	1991-92	1-2-0	1-1-0	0-1-0	2002-03	2-2-0-0	1-1-0-0	1-1-0-0
1981-82	0-2-1	0-1-1	0-1-0	1992-93	1-2-1	1-1-0	0-1-1	2003-04	2-2-0-0	0-2-0-0	2-0-0-0
1982-83	1-2-0	0-1-0	1-1-0	1993-94	2-1-1	1-0-1	1-1-0	2005-06	3-1-0	2-0-0	1-1-0
1983-84	2-1-0	2-0-0	0-1-0	1994-95	2-1-0	2-0-0	0-1-0	2006-07	2-1-1	2-0-0	0-1-1
1984-85	1-1-1	0-1-0	1-0-1	1995-96	3-0-1	2-0-0	1-0-1	2007-08	2-2-0	0-2-0	2-0-0
1985-86	1-2-0	0-2-0	1-0-0	1996-97	1-2-1	0-1-1	1-1-0	2008-09	4-0-0	2-0-0	2-0-0
1986-87	2-1-0	1-0-0	1-1-0	1997-98	2-2-0	1-1-0	1-1-0	2009-10	2-0-2	1-0-1	1-0-1
1987-88	1-2-0	1-1-0	0-1-0	1998-99	5-0-0	2-0-0	3-0-0	2010-11	4-0-0	2-0-0	2-0-0
1988-89	2-1-0	1-0-0	1-1-0	1999-00	3-1-0-0	1-1-0-0	2-0-0-0				
1989-90	2-1-0	1-1-0	1-0-0	2000-01	3-1-0-0	2-0-0-0	1-1-0-0				

ALL-TIME SEASON GAME RESULTS (*Overtime **Shootout)

10/20/1979	L	1-6	at	NYI	11/5/1986	W	3-2	NYI	1/1/1994	W	4-3	at	NYI	10/30/1999	W	4-0	at	NYI	1/19/2006	W	4-3	NYI	
10/26/1979	L	1-2	NYI	11/22/1986	W	6-3	at	NYI	1/8/1994	W	6-0	NYI	11/10/1999	L	0-2	NYI	10/21/2006	OT	3-4*	at	NYI		
1/26/1980	L	2-3	at	NYI	1/31/1987	L	2-4	at	NYI	4/6/1994	T	3-3*	NYI	2/8/2000	W	4-3	at	NYI	11/22/2006	L	2-4	at	NYI
2/3/1980	W	5-3	NYI	1/21/1988	W	4-3	NYI	3/7/1995	L	1-3	at	NYI	3/26/2000	W	4-1	NYI	12/22/2006	W	5-1	NYI			
10/19/1980	T	3-3	NYI	2/20/1988	L	0-3	at	NYI	3/14/1995	W	6-4	NYI	12/19/2000	L	1-2	at	NYI	1/6/2007	W	4-2	NYI		
11/20/1980	L	0-5	at	NYI	2/21/1988	L	2-7	NYI	3/25/1995	W	5-1	NYI	1/7/2001	W	5-2	NYI	10/27/2007	W	8-3	at	NYI		
12/27/1980	T	5-5	NYI	2/4/1989	L	3-5	at	NYI	12/6/1995	W	7-4	NYI	3/1/2001	W	3-1	at	NYI	12/31/2007	L	1-4	NYI		
1/3/1981	L	1-8	at	NYI	2/28/1989	W	3-1	at	NYI	12/16/1995	T	3-3*	at	NYI	3/18/2001	W	2-1	NYI	1/21/2008	W	3-2*	at	NYI
10/29/1981	T	6-6	NYI	3/14/1989	W	8-2	NYI	1/17/1996	W	6-3	at	NYI	10/17/2001	L	0-4	NYI	1/22/2008	L	3-6	NYI			
2/14/1982	L	1-9	NYI	12/6/1989	L	3-4	NYI	3/30/1996	W	3-1	NYI	10/18/2001	OTL	1-2*	at	NYI	10/25/2008	W	4-3	at	NYI		
3/27/1982	L	4-5	at	NYI	1/23/1990	W	4-2	NYI	10/17/1996	W	3-1	at	NYI	10/26/2001	OTL	2-3*	NYI	2/19/2009	W	6-2	at	NYI	
12/26/1982	L	2-3	NYI	3/6/1990	W	4-2	at	NYI	10/30/1996	T	2-2*	NYI	4/8/2002	W	2-1	at	NYI	3/20/2009	W	5-4	NYI		
1/18/1983	L	1-8	at	NYI	12/20/1990	L	2-4	at	NYI	1/24/1997	L	5-2	NYI	10/22/2002	W	4-1	at	NYI	4/7/2009	W	9-0	NYI	
2/12/1983	W	4-2	at	NYI	1/29/1991	L	1-8	NYI	4/11/1997	L	6-4	at	NYI	10/30/2002	W	4-2	NYI	10/21/2009	OT	3-4**	at	NYI	
11/15/1983	L	4-6	at	NYI	2/3/1991	T	1-1*	at	NYI	11/7/1997	L	2-3	NYI	12/28/2002	L	0-3	at	NYI	11/13/2009	OT	3-4*	NYI	
1/5/1984	W	4-2	NYI	12/17/1991	L	2-4	NYI	12/3/1997	W	5-3	NYI	4/6/2003	L	1-2	NYI	1/28/2010	W	4-1	NYI				
3/18/1984	W	5-4	NYI	12/29/1991	W	6-4	NYI	1/10/1998	W	2-1*	at	NYI	10/26/2003	W	2-0	at	NYI	2/6/2010	W	3-1	at	NYI	
12/8/1984	W	4-3	at	NYI	1/9/1992	L	1-2	at	NYI	1/30/1998	L	0-2	at	NYI	1/23/2004	L	2-3	NYI	11/3/2010	W	7-2	NYI	
12/21/1984	L	0-1	NYI	10/24/1992	L	2-4	at	NYI	11/5/1998	W	6-3	at	NYI	3/27/2004	W	3-2	at	NYI	1/26/2011	W	4-2	at	NYI
2/16/1985	T	4-4*	at	NYI	2/28/1993	L	6-7*	NYI	11/28/1998	W	3-1	at	NYI	4/2/2004	L	4-6	NYI	3/18/2011	W	3-2*	NYI		
12/23/1985	L	3-6	NYI	4/13/1993	T	3-3*	at	NYI	2/21/1999	W	4-1	NYI	10/8/2005	L	2-3	at	NYI	4/2/2011	W	4-2	at	NYI	
12/26/1985	W	4-3	at	NYI	4/14/1993	W	5-4*	NYI	3/24/1999	W	2-1	NYI	1/6/2006	W	4-1	NYI							
3/13/1986	L	2-3	NYI	11/6/1993	L	3-5	at	NYI	4/10/1999	W	6-1	at	NYI	1/7/2006	W	3-0	at	NYI					



NEW YORK RANGERS

2011-12 SCHEDULE

11/11/2011 at NYR 7 p.m.
12/1/2011 at CAR 7 p.m.
3/1/2012 at CAR 7 p.m.
3/13/2012 at NYR 7:30 p.m.

HURRICANES vs. NY RANGERS

ALL-TIME:	GP: 112 50-51-11 GF: 322 GA: 360
at home:	GP: 55 31-20-4 GF: 179 GA: 162
on road:	GP: 57 19-31-7 GF: 143 GA: 198
in overtime:	GP: 15 6-3-6		

Executive chairman, Madison Square Garden James L. Dolan
 President/General manager/Alternate governor Glen Sather
 Head coach John Tortorella
 Assistant coaches Mike Sullivan, Benoit Allaire
 Vice president, public relations and player recruitment John Rosasco
 Director, public relations Brendan McIntyre
 Coordinator of public relations Dino Ticinelli
 Manager, public relations Lauren Buchman
 General office (212) 465-6486

Inaugural season 1926-27
 Stanley Cup titles 4 (1928, 1933, 1940, 1994)
 Home ice Madison Square Garden (1968)
 Building capacity 18,200
 2010-11 record 44-33-5
 AHL affiliate Connecticut Whale

2010-11 SERIES RECAP

HURRICANES WIN SEASON SERIES 2-0-2 (RANGERS: 2-2-0)

At CAROLINA HURRICANES	Attend	Goaltenders	Winning Goal
22 Feb '11 Hurricanes 3 Rangers 4 (SO)	17,932	Ward vs. Lundqvist	(Wojtek Wolski)
20 Jan '11 Hurricanes 4 Rangers 1	15,861	Ward vs. Lundqvist	Jussi Jokinen

SERIES STATISTICS

HURRICANES SPECIALTY TEAMS		RANGERS SPECIALTY TEAMS	
Power Play.....	3-12 25.0%	Power Play.....	3-14 21.4%
Penalty Killing.....	11-14 78.6%	Penalty Killing.....	9-12 75.0%

GOALTENDING

HURRICANES	GP	Min	W-L-OT	SO	GA	SA	SV	GAA	SV%
Cam Ward	4	248	2-0-2	0	9	164	155	2.18	.945

At NEW YORK RANGERS	Attend	Goaltenders	Winning Goal
05 Jan '11 Hurricanes 1 Rangers 2 (OT)	18,200	Ward vs. Lundqvist	Mats Zuccarello
29 Oct '10 Hurricanes 4 Rangers 3	17,819	Ward vs. Lundqvist	Erik Cole

HURRICANES LEADING SCORER

	GP	G	A	TP	+/-	PM
Jeff Skinner	4	3	2	5	1	2
Tuomo Ruutu	4	1	4	5	2	2

RANGERS LEADING SCORERS

	GP	G	A	TP	+/-	PM
Ryan Callahan	2	2	1	3	-3	2
Brandon Dubinsky	3	1	2	3	-1	0
Mats Zuccarello	3	1	2	3	2	0

RANGERS	GP	Min	W-L-OT	SO	GA	SA	SV	GAA	SV%
Henrik Lundqvist	4	246	2-2-0	0	12	142	130	2.92	.915

ALL-TIME SEASON SERIES RECORDS

YEAR	OVERALL	HOME	ROAD	YEAR	OVERALL	HOME	ROAD	YEAR	OVERALL	HOME	ROAD
1979-80	1-2-1	1-1-0	0-1-1	1990-91	1-2-0	1-0-0	0-2-0	2001-02	3-1-0-0	2-0-0-0	1-1-0-0
1980-81	1-3-0	1-1-0	0-2-0	1991-92	1-2-0	1-1-0	0-1-0	2002-03	0-4-0-0	0-2-0-0	0-2-0-0
1981-82	1-1-1	0-1-1	1-0-0	1992-93	1-1-1	0-0-1	1-1-0	2003-04	2-1-1-0	2-0-0-0	0-1-1-0
1982-83	1-2-0	1-0-0	0-2-0	1993-94	1-3-0	1-1-0	0-2-0	2005-06	3-1-0	2-0-0	1-1-0
1983-84	2-1-0	2-0-0	0-1-0	1994-95	1-2-0	0-1-0	1-1-0	2006-07	1-2-1	1-1-0	0-1-1
1984-85	1-0-2	0-0-1	1-0-1	1995-96	2-1-1	1-1-0	1-0-1	2007-08	2-2-0	1-1-0	1-1-0
1985-86	2-1-0	1-1-0	1-0-0	1996-97	2-2-0	2-0-0	0-2-0	2008-09	2-1-1	2-0-0	0-1-1
1986-87	3-0-0	1-0-0	2-0-0	1997-98	1-3-0	1-1-0	0-2-0	2009-10	2-2-0	0-2-0	2-0-0
1987-88	1-2-0	1-1-0	0-1-0	1998-99	3-2-0	1-1-0	2-1-0	2010-11	2-0-2	1-0-1	1-0-1
1988-89	2-1-0	1-0-0	1-1-0	1999-00	1-3-0-0	1-1-0-0	0-2-0-0				
1989-90	1-2-0	1-1-0	0-1-0	2000-01	3-1-0-0	1-1-0-0	2-0-0-0				

ALL-TIME SEASON GAME RESULTS (*Overtime **Shootout)

10/28/1979	T	2-2	at NYR	12/21/1986	W	4-3*	at NYR	2/19/1994	W	4-2	NYR	1/9/2000	W	1-0	NYR	11/15/2006	W	2-1	NYR
12/7/1979	L	4-7	at NYR	3/18/1987	W	5-3	at NYR	3/16/1994	L	0-4	at NYR	1/18/2000	L	2-3	at NYR	11/21/2006	L	0-4	at NYR
1/7/1980	L	2-5	at NYR	4/4/1987	W	5-3	NYR	2/24/1995	W	2-1	at NYR	1/20/2000	L	1-4	NYR	2/15/2007	L	1-4	NYR
2/18/1980	W	6-4	NYR	10/10/1987	L	2-6	NYR	3/1/1995	L	2-5	NYR	12/27/2000	W	4-3	NYR	3/11/2007	L	1-2**	at NYR
11/16/1980	L	3-7	at NYR	3/5/1988	W	3-1	NYR	4/20/1995	L	2-3	at NYR	1/22/2001	L	2-5	NYR	12/3/2007	W	4-0	at NYR
2/22/1981	W	6-5	NYR	3/20/1988	L	1-2	at NYR	10/7/1995	W	2-0	NYR	1/24/2001	W	3-2	at NYR	12/26/2007	L	2-4	at NYR
3/14/1981	L	2-6	at NYR	10/12/1988	W	4-3	at NYR	10/16/1995	W	7-5	at NYR	4/4/2001	W	3-1	at NYR	1/29/2008	W	3-1	NYR
3/21/1981	L	4-6	NYR	12/8/1988	W	5-4	NYR	11/11/1995	L	1-4	NYR	10/5/2001	W	3-1	NYR	2/28/2008	L	2-4	NYR
12/6/1981	W	5-3	at NYR	1/2/1989	L	4-5	at NYR	12/22/1995	T	3-3*	at NYR	11/2/2001	W	3-2	NYR	12/13/2008	OT	2-3**	at NYR
2/13/1982	L	2-3	NYR	10/19/1989	L	3-7	at NYR	12/16/1996	L	5-2	at NYR	11/29/2001	L	0-5	at NYR	1/27/2009	L	2-3	at NYR
4/3/1982	T	3-3	NYR	11/18/1989	L	2-3	NYR	2/5/1997	L	5-2	at NYR	12/10/2001	W	4-3*	at NYR	3/9/2009	W	3-0	NYR
12/1/1982	L	1-6	at NYR	3/3/1990	W	6-4	NYR	2/21/1997	W	7-2	NYR	10/9/2002	L	1-4	NYR	4/2/2009	W	4-2	NYR
12/4/1982	W	5-2	NYR	10/6/1990	W	5-4	NYR	3/29/1997	W	2-1	NYR	11/25/2002	L	1-3	at NYR	12/21/2009	L	1-3	NYR
2/23/1983	L	3-11	at NYR	1/13/1991	L	3-4	at NYR	10/20/1997	L	2-4	at NYR	12/31/2002	L	0-2	NYR	12/31/2009	L	1-2	NYR
11/26/1983	W	4-3*	NYR	2/15/1991	L	3-5	at NYR	11/21/1997	L	3-4	NYR	1/8/2003	L	1-5	at NYR	1/2/2010	W	2-1*	at NYR
3/31/1984	W	5-3	NYR	10/12/1991	W	5-2	NYR	1/6/1998	L	2-4	at NYR	10/18/2003	T	2-2*	at NYR	1/27/2010	W	5-1	at NYR
4/1/1984	L	0-2	at NYR	12/14/1991	L	2-6	NYR	3/26/1998	W	4-1	NYR	10/30/2003	L	1-4	at NYR	10/29/2010	W	4-3	at NYR
10/11/1984	T	4-4*	at NYR	3/1/1992	L	4-9	at NYR	10/30/1998	L	0-1	at NYR	11/6/2003	W	6-3	NYR	1/5/2011	OT	1-2*	at NYR
2/9/1985	T	2-2	NYR	10/12/1992	L	2-6	at NYR	12/23/1998	W	1-0	at NYR	1/8/2004	W	3-2	NYR	1/20/2011	W	4-1	NYR
2/21/1985	W	4-3*	at NYR	12/19/1992	T	4-4*	NYR	12/26/1998	L	3-6	NYR	11/17/2005	W	5-1	NYR	2/22/2011	OT	3-4**	NYR
10/12/1985	W	8-2	NYR	4/5/1993	W	5-4	at NYR	1/28/1999	W	3-2*	NYR	11/19/2005	L	3-4	at NYR				
1/20/1986	W	5-0	at NYR	10/30/1993	L	1-4	NYR	2/12/1999	W	3-1	at NYR	3/6/2006	W	2-1	at NYR				
2/1/1986	L	1-3	NYR	12/15/1993	L	2-5	at NYR	10/8/1999	L	1-3	at NYR	3/14/2006	W	5-3	NYR				



OTTAWA SENATORS

2011-12 SCHEDULE

10/25/2011 at CAR 7 p.m.
11/27/2011 at OTT 5 p.m.
12/23/2011 at CAR 7 p.m.
4/3/2012 at OTT 7:30 p.m.

HURRICANES vs. OTTAWA

ALL-TIME:	GP: 80 41-30-9 GF: 223 GA: 214
at home:	GP: 39 24-11-4 GF: 118 GA: 95
on road:	GP: 41 17-19-5 GF: 105 GA: 119
in overtime:	GP: 13 4-0-9		

Owner/Governor/Chairman Eugene Melnyk
 Executive vice president/General manager Bryan Murray
 Head coach Paul MacLean
 Assistant coaches Dave Cameron, Mark Reeds, Luke Richardson
 Goaltending coach Rick Wamsley
 Director, communications Brian Morris
 Communications coordinator Chris Moore
 Assistant, communications and publications Amanda Nigh
 General office (613) 599-0250

SERIES RECORDS

Winning streak 6 4/3/1993-12/26/1993
 Losing streak 3 (5x) Last: 11/28/2006-2/28/2007
 Unbeaten streak 11 4/3/1993-4/12/1995
 Goals scored 7 (2x) Last: 11/17/2010 (W, 7-1)
 Goals allowed 6 (5x) Last: 12/12/2007 (L, 0-6)
 Goals, both teams 11 3/18/2003 (L, 5-6)
 Current CAR streak 3 wins
 Current OTT streak 3 losses

Inaugural season 1992-93
 Stanley Cup titles None
 Home ice Scotiabank Place (1996)
 Building capacity 19,153
 2010-11 record 32-40-10
 AHL affiliate Binghamton Senators

LAST TRANSACTION

2/12/2010 CAR acquired Alexandre Picard and OTT's 2010 second-round pick (traded to EDM on 6/26/2010 for Riley Nash – 46th overall – Martin Marincin) in exchange for Matt Cullen.

2010-11 SERIES RECAP

HURRICANES WIN SEASON SERIES: 3-1-0

At CAROLINA HURRICANES	Attend	Goaltenders	Winning Goal
22 Mar '11 Hurricanes 4 Senators 3	16,189	Ward vs. McElhinney	Cory Stillman
17 Nov '10 Hurricanes 7 Senators 1	12,938	Ward vs. Leclaire, Elliott	Eric Staal

At OTTAWA SENATORS	Attend	Goaltenders	Winning Goal
29 Dec '10 Hurricanes 4 Senators 0	20,221	Ward vs. Elliott	Zach Boychuk
14 Oct '10 Hurricanes 2 Senators 3	16,270	Ward vs. Leclaire, Elliott	Mike Fisher

SERIES STATISTICS

HURRICANES SPECIALTY TEAMS		SENATORS SPECIALTY TEAMS	
Power Play 4-16 25.0%	Power Play 2-14 14.3%
Penalty Killing 12-14 85.7%	Penalty Killing 12-16 75.0%

HURRICANES LEADING SCORER

Eric Staal	GP	G	A	TP	+/-	PM
	4	4	4	8	8	2

SENATORS LEADING SCORER

Jason Spezza	GP	G	A	TP	+/-	PM
	3	0	3	3	0	2

GOALTENDING

HURRICANES	GP	Min	W-L-OT	SO	GA	SA	SV	GAA	SV%
Cam Ward	4	239	3-1-0	1	7	139	132	1.76	.950

SENATORS	GP	Min	W-L-OT	SO	GA	SA	SV	GAA	SV%
Brian Elliott	3	135	1-2-0	0	10	68	58	4.46	.853
Curtis McElhinney	1	59	0-1-0	0	4	24	20	4.04	.833
Pascal Leclaire	2	45	0-0-0	0	3	15	12	3.98	.800

ALL-TIME SEASON SERIES RECORDS

YEAR	OVERALL	HOME	ROAD	YEAR	OVERALL	HOME	ROAD	YEAR	OVERALL	HOME	ROAD
1992-93	6-1-0	3-0-0	3-1-0	1998-99	1-1-2	0-0-2	1-1-0	2005-06	2-2-0	1-1-0	1-1-0
1993-94	4-0-1	2-0-0	2-0-1	1999-00	1-3-0-0	1-1-0-0	0-2-0-0	2006-07	1-3-0	0-2-0	1-1-0
1994-95	4-0-0	2-0-0	2-0-0	2000-01	3-1-0-0	1-1-0-0	2-0-0-0	2007-08	2-2-0	1-1-0	1-1-0
1995-96	3-1-1	2-1-0	1-0-1	2001-02	0-3-1-0	0-2-0-0	0-1-1-0	2008-09	2-2-0	2-0-0	0-2-0
1996-97	2-2-1	2-0-0	0-2-1	2002-03	0-3-1-0	0-1-1-0	0-2-0-0	2009-10	2-1-1	2-0-0	0-1-1
1997-98	4-2-0	3-0-0	1-2-0	2003-04	1-2-1-0	0-1-1-0	1-1-0-0	2010-11	3-1-0	2-0-0	1-1-0

ALL-TIME SEASON GAME RESULTS (*Overtime **Shootout)

10/14/1992 W 4-1 OTT	11/2/1995 L 0-5 OTT	10/24/1998 W 3-1 at OTT	10/23/2002 L 1-4 at OTT	10/11/2007 W 5-3 at OTT
10/22/1992 W 5-1 at OTT	11/4/1995 W 5-4 at OTT	12/18/1998 L 1-5 at OTT	11/19/2002 T 4-4* OTT	12/12/2007 L 0-6 OTT
11/19/1992 W 4-2 at OTT	11/15/1995 W 3-2 OTT	1/4/1999 T 4-4* OTT	12/7/2002 L 2-5 at OTT	1/17/2008 L 1-5 at OTT
12/9/1992 W 6-2 OTT	1/5/1996 W 4-2 OTT	4/17/1999 T 1-1* OTT	3/18/2003 L 5-6 OTT	3/16/2008 W 5-1 OTT
1/28/1993 L 2-5 at OTT	3/22/1996 T 1-1* at OTT	11/17/1999 W 2-1 OTT	11/20/2003 L 1-6 at OTT	11/7/2008 W 2-1 OTT
4/3/1993 W 7-3 OTT	11/23/1996 T 3-3* at OTT	12/23/1999 L 3-4 at OTT	1/11/2004 T 2-2* OTT	1/13/2009 L 1-5 at OTT
4/7/1993 W 6-1 at OTT	12/28/1996 W 3-2 OTT	1/4/2000 L 1-2 OTT	1/20/2004 L 1-3 OTT	2/24/2009 L 2-4 at OTT
11/10/1993 W 4-3* OTT	2/15/1997 W 2-1 OTT	2/15/2000 L 1-5 at OTT	3/20/2004 W 3-2* at OTT	3/25/2009 W 2-1 OTT
11/29/1993 W 4-2 at OTT	2/16/1997 L 2-4 at OTT	11/12/2000 W 4-0 OTT	10/24/2005 W 3-2 OTT	12/12/2009 L 2-4 at OTT
12/23/1993 W 2-1 at OTT	4/9/1997 L 4-5 at OTT	11/16/2000 W 1-0 at OTT	11/15/2005 W 2-1 at OTT	1/10/2010 W 4-1 OTT
12/26/1993 W 3-2* OTT	10/4/1997 L 2-3 at OTT	12/3/2000 L 0-2 OTT	11/22/2005 L 3-5 OTT	3/4/2010 W 4-1 OTT
1/27/1994 T 1-1* at OTT	11/9/1997 W 4-1 OTT	4/1/2001 W 3-2* at OTT	12/28/2005 L 2-6 at OTT	4/1/2010 OT 3-4** at OTT
1/25/1995 W 4-1 OTT	12/16/1997 W 2-1 OTT	10/9/2001 L 2-6 OTT	11/4/2006 W 3-2 at OTT	10/14/2010 L 2-3 at OTT
2/1/1995 W 2-1 at OTT	12/18/1997 L 2-3 at OTT	11/15/2001 T 1-1* at OTT	11/28/2006 L 1-4 OTT	11/17/2010 W 7-1 OTT
2/28/1995 W 6-3 at OTT	1/5/1998 W 4-1 OTT	12/18/2001 L 1-5 OTT	2/27/2007 L 2-4 OTT	12/29/2010 W 4-0 at OTT
4/12/1995 W 4-2 OTT	1/22/1998 W 4-2 at OTT	4/2/2002 L 3-4 at OTT	2/28/2007 L 0-2 at OTT	3/22/2011 W 4-3 OTT



PHILADELPHIA FLYERS

2011-12 SCHEDULE

10/29/2011 at PHI 7 p.m.
11/14/2011 at CAR 7 p.m.
11/21/2011 at PHI 7 p.m.
1/10/2012 at CAR 7 p.m.

HURRICANES vs. PHILADELPHIA

ALL-TIME: GP: 111	29-59-20-3	GF: 295	GA: 407
at home: GP: 56	17-26-12-1	GF: 169	GA: 204
on road: GP: 55	12-33-8-2	GF: 136	GA: 203
in overtime: GP: 28	3-10-15		

Chairman Ed Snider
 General manager Paul Holmgren
 Head coach Peter Laviolette
 Assistant coaches Joe Mullen, Kevin McCarthy, Craig Berube
 Goaltending coach Jeff Reese
 Senior director of communications Zack Hill
 Manager of public relations Joe Siville
 Manager of broadcasting and media services Brian Smith
 General office (215) 465-4500

Inaugural season 1967-68
 Stanley Cup titles 2 (1974, 1975)
 Home ice Wells Fargo Center (1996)
 Building capacity 19,537
 2010-11 record 47-23-12
 AHL affiliate Adirondack Phantoms

2010-11 SERIES RECAP

FLYERS WIN SEASON SERIES: 3-1-0

At CAROLINA HURRICANES	Attend	Goaltenders	Winning Goal
18 Feb '11 Hurricanes 3 Flyers 2	18,726	Ward vs. Bobrovsky	Erik Cole
11 Nov '10 Hurricanes 1 Flyers 8	14,719	Ward, Peters vs. Bobrovsky	Jeff Carter

At PHILADELPHIA FLYERS	Attend	Goaltenders	Winning Goal
10 Feb '11 Hurricanes 1 Flyers 2	19,726	Ward vs. Boucher	Danny Briere
01 Nov '10 Hurricanes 2 Flyers 3	19,038	Peters vs. Bobrovsky	Scott Hartnell

SERIES STATISTICS

HURRICANES SPECIALTY TEAMS		FLYERS SPECIALTY TEAMS	
Power Play..... 0-19	0.0%	Power Play..... 5-16	31.2%
Penalty Killing..... 11-16	68.8%	Penalty Killing..... 19-19	100.0%

HURRICANES LEADING SCORER

	GP	G	A	TP	+/-	PM
Chad LaRose	4	2	1	3	3	4

FLYERS LEADING SCORER

	GP	G	A	TP	+/-	PM
Jeff Carter	4	4	2	6	3	0

GOALTENDING

HURRICANES	GP	Min	W-L-OT	SO	GA	SA	SV	GAA	SV%
Cam Ward	3	144	1-2-0	0	8	61	53	3.32	.869
Justin Peters	2	93	0-1-0	0	7	50	43	4.53	.860

FLYERS	GP	Min	W-L-OT	SO	GA	SA	SV	GAA	SV%
Sergei Bobrovsky	3	179	2-1-0	0	6	93	87	2.01	.935
Brian Boucher	1	60	1-0-0	0	1	32	31	1.00	.969

ALL-TIME SEASON SERIES RECORDS

YEAR	OVERALL	HOME	ROAD	YEAR	OVERALL	HOME	ROAD	YEAR	OVERALL	HOME	ROAD
1979-80	0-2-2	0-0-2	0-2-0	1990-91	3-0-0	2-0-0	1-0-0	2001-02	1-2-0-1	1-1-0-0	0-1-0-1
1980-81	0-3-1	0-2-0	0-1-1	1991-92	3-0-0	1-0-0	2-0-0	2002-03	0-1-2-1	0-0-1-1	0-1-1-0
1981-82	0-3-0	0-1-0	0-2-0	1992-93	0-3-0	0-2-0	0-1-0	2003-04	0-2-2-0	0-1-1-0	0-1-1-0
1982-83	1-2-0	1-1-0	0-1-0	1993-94	1-3-0	0-2-0	1-1-0	2005-06	2-0-2	1-0-1	1-0-1
1983-84	2-1-0	1-0-0	1-1-0	1994-95	1-2-0	1-1-0	0-1-0	2006-07	2-2-0	1-1-0	1-1-0
1984-85	0-2-1	0-1-1	0-1-0	1995-96	0-3-1	0-1-1	0-2-0	2007-08	1-2-1	0-2-0	1-0-1
1985-86	0-3-0	0-1-0	0-2-0	1996-97	0-3-1	0-2-0	0-1-1	2008-09	1-1-2	0-1-1	1-0-1
1986-87	2-1-0	1-1-0	1-0-0	1997-98	1-2-1	0-1-1	1-1-0	2009-10	0-3-1	0-1-1	0-2-0
1987-88	1-2-0	1-0-0	0-2-0	1998-99	0-2-2	0-1-1	0-1-1	2010-11	1-3-0	1-1-0	0-2-0
1988-89	1-1-1	1-0-1	0-1-0	1999-00	2-2-0-0	1-1-0-0	1-1-0-0				
1989-90	2-1-0	1-0-0	1-1-0	2000-01	1-2-0-1	1-1-0-0	0-1-0-1				

ALL-TIME SEASON GAME RESULTS (*Overtime **Shootout)

11/27/1979 L 2-6 at PHI	10/18/1986 L 3-6 PHI	3/19/1994 W 5-3 at PHI	1/11/2000 L 3-4 PHI	12/31/2006 L 2-5 PHI
12/23/1979 L 2-4 at PHI	12/4/1986 W 2-1 at PHI	4/2/1994 L 5-6 PHI	2/22/2000 W 1-0 PHI	2/22/2007 W 3-2* PHI
12/26/1979 T 4-4 PHI	3/7/1987 W 5-3 PHI	1/26/1995 L 2-3 at PHI	11/30/2000 W 2-0 PHI	3/28/2007 L 1-5 at PHI
3/21/1980 T 5-5 PHI	10/31/1987 W 7-4 PHI	3/22/1995 W 4-3 PHI	12/23/2000 OTL 1-2* at PHI	10/20/2007 OT 2-3* at PHI
10/26/1980 L 1-6 at PHI	12/3/1987 L 2-5 at PHI	4/28/1995 L 3-4 PHI	1/27/2001 L 3-4 PHI	11/21/2007 L 3-6 PHI
11/8/1980 L 4-5 PHI	2/15/1988 L 4-5* at PHI	11/5/1995 L 1-6 at PHI	2/19/2001 L 0-4 at PHI	11/28/2007 L 1-3 PHI
2/8/1981 T 6-6 at PHI	10/22/1988 W 8-6 PHI	11/18/1995 L 2-4 PHI	12/21/2001 OTL 3-4* at PHI	12/15/2007 W 6-5** at PHI
3/29/1981 L 1-4 PHI	12/23/1988 L 4-5 at PHI	12/23/1995 T 3-3* PHI	1/6/2002 L 3-4 PHI	11/26/2008 L 1-3 PHI
11/12/1981 L 3-5 at PHI	3/12/1989 T 3-3* PHI	3/25/1996 L 0-3 at PHI	1/27/2002 L 2-4 at PHI	11/28/2008 W 3-2* at PHI
3/20/1982 L 2-5 PHI	11/25/1989 W 5-2 PHI	12/12/1996 L 3-2 at PHI	3/28/2002 W 4-1 PHI	12/6/2008 OT 1-2* PHI
3/21/1982 L 3-5 at PHI	12/14/1989 W 3-2 at PHI	12/14/1996 L 4-0 PHI	11/5/2002 OTL 1-2* PHI	12/11/2008 OT 5-6** at PHI
12/11/1982 W 7-4 PHI	2/1/1990 L 1-2 at PHI	2/19/1997 T 2-2* at PHI	11/25/2002 T 1-1* PHI	10/2/2009 L 0-2 PHI
1/8/1983 L 4-7 PHI	12/22/1990 W 1-0 PHI	3/2/1997 L 5-2 PHI	2/15/2003 T 2-2* at PHI	10/31/2009 L 1-6 at PHI
1/9/1983 L 4-8 at PHI	1/26/1991 W 5-3 PHI	12/23/1997 L 2-4 at PHI	3/13/2003 L 3-5 at PHI	12/26/2009 OT 3-4** PHI
11/6/1983 L 2-4 at PHI	2/2/1991 W 2-0 at PHI	1/8/1998 T 3-3* PHI	10/25/2003 T 4-4* at PHI	1/23/2010 L 2-4 at PHI
12/4/1983 W 6-5 at PHI	11/27/1991 W 7-3 at PHI	3/28/1998 W 4-2 at PHI	11/18/2003 T 2-2* PHI	11/1/2010 L 2-3 at PHI
2/25/1984 W 9-7 PHI	4/12/1992 W 4-2 PHI	3/29/1998 L 1-3 PHI	11/28/2003 L 2-4 at PHI	11/11/2010 L 1-8 PHI
11/15/1984 L 1-6 at PHI	4/15/1992 W 4-3* at PHI	10/17/1998 T 1-1* PHI	3/23/2004 L 2-4 PHI	2/10/2011 L 1-2 at PHI
11/24/1984 T 4-4* PHI	1/24/1993 L 4-5* at PHI	11/20/1998 L 1-3 PHI	10/28/2005 W 8-6 PHI	2/18/2011 W 3-2 PHI
2/26/1985 L 2-3 PHI	2/24/1993 L 2-5 PHI	1/9/1999 L 0-2 at PHI	12/29/2005 OT 3-4* PHI	
10/24/1985 L 0-3 at PHI	4/16/1993 L 4-5* PHI	3/30/1999 T 3-3* at PHI	1/17/2006 W 4-3** at PHI	
11/16/1985 L 2-5 PHI	10/9/1993 L 2-5 PHI	10/7/1999 W 2-0 at PHI	3/8/2006 OT 2-3** at PHI	
11/21/1985 L 0-3 at PHI	11/18/1993 L 3-6 at PHI	11/11/1999 L 1-4 at PHI	12/19/2006 W 2-1 at PHI	



PHOENIX COYOTES

2011-12 SCHEDULE

12/21/2011 at CAR 7 p.m.

HURRICANES vs. PHOENIX

ALL-TIME: GP: 67 32-27-8 GF: 235 GA: 220
 at home: GP: 33 15-12-6 GF: 108 GA: 97
 on road: GP: 34 17-15-2 GF: 127 GA: 123
 in overtime: GP: 11 4-1-6

Executive vice president/General manager Don Maloney
 Head coach Dave Tippett
 Associate coach Jim Playfair
 Assistant coaches John Anderson
 Director of player development/Goaltending coach Sean Burke
 Senior director of communications Richard Nairn
 Senior manager of media relations Chris Wojcik
 Manager of media relations Tim Bulmer
 General office (623) 772-3200

SERIES RECORDS

Winning streak 3 (4x) Last: 3/22/1988-2/11/1989
 Losing streak 4 (2x) Last: 2/26/2003-1/4/2007
 Unbeaten streak 5 (2x) Last: 10/5/1996-3/15/1999
 Goals scored 8 (3x) Last: 11/23/1985 (W, 8-1)
 Goals allowed 8 (3x) Last: 12/3/2005 (L, 4-8)
 Goals, both teams 15 1/18/1993 (L, 7-8)
 Current CAR streak 1 win
 Current PHX streak 1 OT / Points in 2 straight games

Inaugural season 1972-73 (Winnipeg WHA); 1979-80 (NHL); 1996-97 (Phoenix)
 Stanley Cup titles None
 Home ice Jobing.com Arena (2003)
 Building capacity 17,135
 2010-11 record 43-26-13
 AHL affiliate Portland Pirates

LAST TRANSACTION

5/13/2010 CAR acquired Jared Staal from PHX in exchange for NSH's 2010 fifth-round draft pick (138th overall – Louis Domingue).

2010-11 SERIES RECAP

HURRICANES WIN SEASON SERIES: 1-0-0 (COYOTES: 0-0-1)

At CAROLINA HURRICANES Attend Goaltenders Winning Goal
 None

At PHOENIX COYOTES Attend Goaltenders Winning Goal
 23 Oct '10 Hurricanes 4 Coyotes 3 (OT) 8,189 Ward vs. Bryzgalov Anton Babchuk

SERIES STATISTICS

HURRICANES SPECIALTY TEAMS
 Power Play 1-4 25.0%
 Penalty Killing 2-2 100.0%

COYOTES SPECIALTY TEAMS
 Power Play 0-2 0.0%
 Penalty Killing 3-4 75.0%

HURRICANES LEADING SCORERS

GP G A TP +/- PM
 Jussi Jokinen 1 1 1 2 0 0
 Joni Pitkanen 1 0 2 2 0 0

COYOTES LEADING SCORER

GP G A TP +/- PM
 Kyle Turris 1 2 1 3 2 0

GOALTENDING

HURRICANES GP Min W-L-OT SO GA SA SV GAA SV%
 Cam Ward 1 63 1-0-0 0 3 39 36 2.86 .923

COYOTES GP Min W-L-OT SO GA SA SV GAA SV%
 Ilya Bryzgalov 1 63 0-0-1 0 4 41 37 3.82 .902

ALL-TIME SEASON SERIES RECORDS

YEAR	OVERALL	HOME	ROAD	YEAR	OVERALL	HOME	ROAD	YEAR	OVERALL	HOME	ROAD
1979-80	2-2-0	2-0-0	0-2-0	1990-91	1-2-0	1-0-0	0-2-0	2001-02	1-0-0-0	1-0-0-0	0-0-0-0
1980-81	3-0-1	1-0-1	2-0-0	1991-92	2-0-1	0-0-1	2-0-0	2002-03	1-1-0-0	1-0-0-0	0-1-0-0
1981-82	2-1-0	1-1-0	1-0-0	1992-93	1-2-0	0-1-0	1-1-0	2003-04	0-1-0-0	0-1-0-0	0-0-0-0
1982-83	1-1-1	0-0-1	1-1-0	1993-94	1-0-1	1-0-0	0-0-1	2005-06	0-1-0	0-0-0	0-1-0
1983-84	0-2-1	0-1-1	0-1-0	1994-95	Did Not Play Western Conf. Teams			2006-07	0-1-0	0-1-0	0-0-0
1984-85	1-2-0	0-1-0	1-1-0	1995-96	1-1-0	0-1-0	1-0-0	2007-08	Did Not Play Pacific Div. Teams		
1985-86	2-1-0	2-0-0	0-1-0	1996-97	2-0-0	1-0-0	1-0-0	2008-09	2-0-0	1-0-0	1-0-0
1986-87	1-1-1	0-0-1	1-1-0	1997-98	1-0-1	0-0-1	1-0-0	2009-10	0-1-0	0-1-0	0-0-0
1987-88	2-1-0	2-0-0	0-1-0	1998-99	0-0-1	0-0-0	0-0-1	2010-11	1-0-0	0-0-0	1-0-0
1988-89	2-1-0	1-0-0	1-1-0	1999-00	0-2-0-0	0-1-0-0	0-1-0-0				
1989-90	1-2-0	0-2-0	1-0-0	2000-01	1-1-0-0	0-1-0-0	1-0-0-0				

ALL-TIME SEASON GAME RESULTS (*Overtime **Shootout)

11/14/1979 L 2-3 at PHX (WPG)	12/10/1983 T 5-5* PHX (WPG)	3/22/1988 W 4-3 PHX (WPG)	1/30/1993 L 3-6 PHX (WPG)	2/16/2001 L 0-2 PHX
1/21/1980 W 7-2 PHX (WPG)	1/8/1984 L 3-4 at PHX (WPG)	1/10/1989 W 2-1 at PHX (WPG)	2/12/1993 W 6-2 at PHX (WPG)	11/4/2001 W 1-0* PHX
2/15/1980 W 5-4 PHX (WPG)	1/26/1984 L 2-6 PHX (WPG)	2/11/1989 W 7-3 PHX (WPG)	1/5/1994 W 4-0 PHX (WPG)	11/12/2002 W 3-2 PHX
3/26/1980 L 0-7 at PHX (WPG)	10/24/1984 L 4-8 at PHX (WPG)	2/19/1989 L 6-7* at PHX (WPG)	2/4/1994 T 2-2* at PHX (WPG)	2/26/2003 L 2-4 at PHX
11/26/1980 W 8-4 PHX (WPG)	11/7/1984 L 0-3 PHX (WPG)	11/10/1989 W 4-2 at PHX (WPG)	1/12/1996 W 3-2 at PHX (WPG)	1/4/2004 L 0-3 PHX
12/10/1980 W 8-5 at PHX (WPG)	2/19/1985 W 6-2 at PHX (WPG)	1/3/1990 L 2-4 PHX (WPG)	3/1/1996 L 2-5 PHX (WPG)	12/3/2005 L 4-8 at PHX
1/10/1981 W 5-3 at PHX (WPG)	11/23/1985 W 8-1 PHX (WPG)	2/24/1990 L 1-3 PHX (WPG)	10/5/1996 W 1-0 PHX	1/4/2007 L 0-2 PHX
2/18/1981 T 3-3 PHX (WPG)	11/25/1986 W 7-2 PHX (WPG)	11/9/1990 L 4-5 at PHX (WPG)	11/14/1996 W 2-1 at PHX	11/21/2008 W 5-2 PHX
12/30/1981 W 6-1 at PHX (WPG)	2/14/1986 L 4-5 at PHX (WPG)	1/5/1991 W 4-3 PHX (WPG)	12/5/1997 T 2-2* PHX	2/7/2009 W 7-2 at PHX
1/6/1982 L 3-5 PHX (WPG)	10/16/1986 T 4-4* PHX (WPG)	2/26/1991 L 4-5 at PHX (WPG)	3/6/1998 W 5-4* at PHX	3/13/2010 L 0-4 PHX
3/10/1982 W 6-2 PHX (WPG)	1/9/1987 L 0-3 at PHX (WPG)	10/16/1991 W 3-2 at PHX (WPG)	3/15/1999 T 5-5* at PHX	10/23/2010 W 4-3* at PHX
12/17/1982 W 2-0 at PHX (WPG)	3/13/1987 W 3-0 at PHX (WPG)	1/21/1992 T 3-3* PHX (WPG)	1/27/2000 L 2-4 PHX	
1/29/1983 T 2-2 PHX (WPG)	2/17/1988 W 4-3 PHX (WPG)	3/13/1992 W 1-0 at PHX (WPG)	3/1/2000 L 5-7 at PHX	
2/25/1983 L 3-5 at PHX (WPG)	3/1/1988 L 3-6 at PHX (WPG)	1/18/1993 L 7-8 PHX (WPG)	2/7/2001 W 2-1* at PHX	



PITTSBURGH PENGUINS

2011-12 SCHEDULE

11/12/2011 at CAR 7 p.m.
12/3/2011 at CAR 7 p.m.
12/27/2011 at PIT 7 p.m.
1/17/2012 at PIT 7 p.m.

HURRICANES vs. PITTSBURGH

ALL-TIME:	GP: 11853-50-14-1GF: 421GA: 426
at home:	GP: 6030-24-6GF: 215GA: 206
on road:	GP: 5823-26-8-1GF: 206GA: 220
in overtime:	GP: 225-5-12		

Co-owner/Chairman Mario Lemieux
 Executive vice president/General manager Ray Shero
 Head coach Dan Bylsma
 Assistant coaches Tony Granato, Todd Reirden
 Goaltending coach Gilles Meloche
 Vice president, communications Tom McMillan
 Director of communications Jennifer Bullano
 Manager of communications Jason Seidling
 General office (412) 642-1300

Inaugural season 1967-68
 Stanley Cup titles 3 (1991, 1992, 2009)
 Home ice CONSOL Energy Center (2010)
 Building capacity 18,387
 2010-11 record 49-25-8
 AHL affiliate Wilkes-Barre/Scranton Penguins

2010-11 SERIES RECAP

PENGUINS WIN SEASON SERIES: 3-1-0 (HURRICANES: 1-2-1)

At CAROLINA HURRICANES	Attend	Goaltenders	Winning Goal
25 Feb '11 Hurricanes 4 Penguins 1	18,719	Ward vs. Johnson, Fleury	Joe Corvo
30 Oct '10 Hurricanes 0 Penguins 3	18,680	Ward vs. Johnson	Pascal Dupuis

At PITTSBURGH PENGUINS	Attend	Goaltenders	Winning Goal
22 Jan '11 Hurricanes 2 Penguins 3	18,305	Ward vs. Fleury	Pascal Dupuis
19 Nov '10 Hurricanes 4 Penguins 5 (SO)	18,264	Peters vs. Fleury	(Kris Letang)

SERIES STATISTICS

HURRICANES SPECIALTY TEAMS		PENGUINS SPECIALTY TEAMS	
Power Play.....	1-18 5.6%	Power Play.....	2-11 18.2%
Penalty Killing.....	9-11 81.8%	Penalty Killing.....	17-18 94.4%

HURRICANES LEADING SCORER		PENGUINS LEADING SCORER	
	GP G A TP +/- PM		GP G A TP +/- PM
Jussi Jokinen	4 3 3 6 3 2	Sidney Crosby	2 1 5 6 2 0

GOALTENDING

HURRICANES	GP	Min	W-L-OT	SO	GA	SA	SV	GAA	SV%
Cam Ward	3	179	1-2-0	0	7	96	89	2.35	.927
Justin Peters	1	64	0-0-1	0	4	36	32	3.72	.889


PENGUINS	GP	Min	W-L-OT	SO	GA	SA	SV	GAA	SV%
Marc-Andre Fleury	3	156	2-1-0	0	9	71	62	3.46	.873
Brent Johnson	2	89	1-0-0	1	1	43	42	0.67	.977

ALL-TIME SEASON SERIES RECORDS

YEAR	OVERALL	HOME	ROAD	YEAR	OVERALL	HOME	ROAD	YEAR	OVERALL	HOME	ROAD
1979-80	2-1-1	2-0-0	0-1-1	1990-91	2-1-0	1-1-0	1-0-0	2001-02	2-0-2-0	0-0-2-0	2-0-0-0
1980-81	2-2-0	1-1-0	1-1-0	1991-92	2-0-1	0-0-1	2-0-0	2002-03	2-2-0-0	1-1-0-0	1-1-0-0
1981-82	0-2-1	0-1-0	0-1-1	1992-93	0-3-0	0-2-0	0-1-0	2003-04	2-0-1-1	2-0-0-0	0-0-1-1
1982-83	0-3-0	0-2-0	0-1-0	1993-94	1-4-0	1-2-0	0-2-0	2005-06	3-1-0	1-1-0	2-0-0
1983-84	1-2-0	0-1-0	1-1-0	1994-95	2-2-0	1-1-0	1-1-0	2006-07	3-1-0	2-0-0	1-1-0
1984-85	2-1-0	2-0-0	0-1-0	1995-96	2-3-1	2-0-1	0-3-0	2007-08	2-1-1	2-0-0	0-1-1
1985-86	2-1-0	1-0-0	1-1-0	1996-97	1-2-2	1-2-0	0-0-2	2008-09	2-2-0	1-1-0	1-1-0
1986-87	3-0-0	2-0-0	1-0-0	1997-98	0-6-0	0-3-0	0-3-0	2009-10	3-0-1	1-0-1	2-0-0
1987-88	1-2-0	1-0-0	0-2-0	1998-99	1-2-1	0-1-1	1-1-0	2010-11	1-2-1	1-1-0	0-1-1
1988-89	2-1-0	1-1-0	1-0-0	1999-00	2-2-0-0	1-1-0-0	1-1-0-0				
1989-90	2-0-1	1-0-0	1-0-1	2000-01	3-1-0-0	1-1-0-0	2-0-0-0				

ALL-TIME SEASON GAME RESULTS (*Overtime **Shootout)

10/13/1979	T	3-3	at PIT	2/3/1987	W	8-6	at PIT	3/13/1994	L	2-3	PIT	1/26/1999	W	5-3	at PIT	2/10/2006	L	3-4	PIT
11/30/1979	W	7-5	PIT	3/28/1987	W	5-4	PIT	2/16/1995	L	2-5	at PIT	3/10/1999	L	2-3*	PIT	3/4/2006	W	7-5	at PIT
1/17/1980	W	7-1	PIT	1/9/1988	W	5-4*	PIT	2/18/1995	W	4-2	PIT	10/23/1999	W	3-2	at PIT	10/14/2006	W	5-1	at PIT
4/2/1980	L	4-6	at PIT	2/6/1988	L	4-5	at PIT	4/5/1995	W	8-4	at PIT	11/27/1999	W	5-3	PIT	11/11/2006	W	6-2	PIT
10/15/1980	W	5-2	at PIT	4/3/1988	L	2-4	at PIT	4/23/1995	L	2-4	PIT	12/15/1999	L	3-6	PIT	1/2/2007	L	0-3	at PIT
12/26/1980	W	9-7	PIT	12/26/1988	L	3-4*	PIT	10/20/1995	T	2-2*	PIT	4/3/2000	L	2-3	at PIT	3/2/2007	W	3-2	PIT
2/19/1981	L	2-6	at PIT	2/26/1989	W	8-6	PIT	12/9/1995	L	0-6	at PIT	10/18/2000	W	3-2	at PIT	10/5/2007	W	4-1	PIT
4/5/1981	L	4-5	PIT	3/30/1989	W	9-5	at PIT	12/28/1995	L	4-9	at PIT	11/22/2000	W	3-1	at PIT	10/19/2007	OT	3-4**	at PIT
1/2/1982	L	4-9	at PIT	12/19/1989	W	8-4	at PIT	2/23/1996	L	4-5	at PIT	3/23/2001	W	5-3	PIT	2/2/2008	L	1-4	at PIT
1/3/1982	L	4-6	PIT	3/25/1990	W	4-2	PIT	3/13/1996	W	3-2	PIT	4/8/2001	L	4-6	PIT	2/14/2008	W	4-2	PIT
2/10/1982	T	3-3	at PIT	3/27/1990	T	3-3*	at PIT	4/8/1996	W	5-4	PIT	11/6/2001	T	2-2*	PIT	10/23/2008	L	1-4	at PIT
11/17/1982	L	3-4	at PIT	11/29/1990	W	6-4	at PIT	10/8/1996	W	7-3	PIT	12/16/2001	W	7-0	at PIT	12/4/2008	L	2-5	PIT
12/21/1982	L	2-3	PIT	12/8/1990	W	3-1	PIT	11/22/1996	L	7-1	PIT	2/5/2002	T	3-3*	PIT	1/20/2009	W	2-1	at PIT
3/12/1983	L	2-7	PIT	3/9/1991	L	2-5	PIT	12/3/1996	T	4-4*	at PIT	3/7/2002	W	3-1	at PIT	4/4/2009	W	3-2*	PIT
10/15/1983	W	6-4	at PIT	11/2/1991	W	6-5	at PIT	1/15/1997	L	3-0	PIT	11/9/2002	W	3-2	PIT	10/14/2009	OT	2-3**	PIT
12/13/1983	L	2-3	at PIT	2/27/1992	W	8-4	at PIT	4/3/1997	T	5-5*	at PIT	1/15/2003	L	0-2	PIT	12/7/2009	W	3-2	at PIT
3/17/1984	L	2-4	PIT	3/22/1992	T	2-2*	PIT	10/3/1997	L	3-4	PIT	3/6/2003	W	4-0	at PIT	3/11/2010	W	4-3*	at PIT
11/22/1984	W	9-3	PIT	10/17/1992	L	3-7	PIT	10/11/1997	L	1-4	at PIT	4/2/2003	L	2-3	at PIT	3/20/2010	W	3-2*	at PIT
12/28/1984	L	0-4	at PIT	2/21/1993	L	3-4	PIT	11/26/1997	L	2-3	at PIT	10/22/2003	T	1-1*	at PIT	10/30/2010	L	0-3	PIT
3/17/1985	W	4-3	PIT	4/1/1993	L	2-10	at PIT	12/31/1997	L	2-3	at PIT	11/29/2003	W	4-3	PIT	11/19/2010	OT	4-5**	at PIT
10/29/1985	W	4-3	at PIT	10/16/1993	L	3-5	at PIT	1/12/1998	L	1-4	PIT	12/18/2003	W	2-1*	PIT	1/22/2011	L	2-3	at PIT
12/14/1985	W	5-4	PIT	12/4/1993	L	6-7*	PIT	4/16/1998	L	1-4	PIT	3/19/2004	OTL	3-4*	at PIT	2/25/2011	W	4-1	PIT
3/1/1986	L	1-5	at PIT	1/2/1994	W	7-2	PIT	12/4/1998	T	3-3*	PIT	10/7/2005	W	3-2**	PIT				
10/28/1986	W	5-2	PIT	2/17/1994	L	4-6	at PIT	1/7/1999	L	2-4	at PIT	10/29/2005	W	5-3	at PIT				



SAN JOSE SHARKS

2011-12 SCHEDULE

2/17/2012 at CAR 7 p.m.

HURRICANES vs. SAN JOSE

ALL-TIME: GP: 27 13-14-0 GF: 83 GA: 91
 at home: GP: 13 7-6-0 GF: 41 GA: 32
 on road: GP: 14 6-8-0 GF: 42 GA: 59
 in overtime: GP: 1 1-0-0

Ownership Sharks Sports & Entertainment
 Executive vice president/General manager Doug Wilson
 Head coach Todd McLellan
 Assistant coaches Jay Woodcroft, Matt Shaw
 Goaltending development coach Corey Schwab
 Director of media relations Scott Emmert
 Media relations manager Tom Holy
 Media relations and team services Ryan Stenn
 General office (408) 287-7070

SERIES RECORDS

Winning streak 2 (3x) Last: 3/24/2007-2/5/2009
 Losing streak 2 (5x) Last: 2/10/2002-2/5/2003
 Unbeaten streak 2 (3x) Last: 3/24/2007-2/5/2009
 Goals scored 7 (2x) Last: 11/7/1995 (W, 7-3)
 Goals allowed 8 (2x) Last: 1/30/1996 (L, 2-8)
 Goals, both teams 12 Last: 12/3/1992 (W, 7-5)
 Current CAR streak 1 win
 Current SJ streak 1 loss

Inaugural season 1991-92
 Stanley Cup titles None
 Home ice HP Pavilion at San Jose (1993)
 Building capacity 17,562
 2010-11 record 48-25-9
 AHL affiliate Worcester Sharks

LAST TRANSACTION

2/18/2011 CAR acquired Derek Joslin in exchange for future considerations. CAR then acquired SJ's 2012 second-round pick in exchange for Ian White.

2010-11 SERIES RECAP

HURRICANES WIN SEASON SERIES: 1-0-0

At CAROLINA HURRICANES Attend Goaltenders Winning Goal
 None

At SAN JOSE SHARKS Attend Goaltenders Winning Goal
 19 Oct '10 Hurricanes 5 Sharks 2 17,562 Ward vs. Niemi Patrick Dwyer

SERIES STATISTICS

HURRICANES SPECIALTY TEAMS SHARKS SPECIALTY TEAMS
 Power Play 0-4 0.0% Power Play 1-5 20.0%
 Penalty Killing 4-5 80.0% Penalty Killing 4-4 100.0%

HURRICANES LEADING SCORER

GP G A TP +/- PM
 Chad LaRose 1 1 2 3 3 0

SHARKS LEADING SCORERS

GP G A TP +/- PM
 Patrick Marleau 1 2 0 2 -2 2

GOALTENDING

HURRICANES GP Min W-L-OT SO GA SA SV GAA SV%
 Cam Ward 1 60 1-0-0 0 2 43 41 2.00 .953

SHARKS GP Min W-L-OT SO GA SA SV GAA SV%
 Antti Niemi 1 60 0-1-0 0 5 31 26 5.00 .839

ALL-TIME SEASON SERIES RECORDS

YEAR	OVERALL	HOME	ROAD	YEAR	OVERALL	HOME	ROAD	YEAR	OVERALL	HOME	ROAD
1991-92	1-2-0	1-1-0	0-1-0	1998-99	1-1-0	1-0-0	0-1-0	2006-07	1-0-0	1-0-0	0-0-0
1992-93	2-0-0	1-0-0	1-0-0	1999-00	1-0-0-0	0-0-0-0	1-0-0-0	2007-08	Did Not Play Pacific Div. Teams		
1993-94	0-2-0	0-1-0	0-1-0	2000-01	0-2-0-0	0-1-0-0	0-1-0-0	2008-09	1-0-0	0-0-0	1-0-0
1994-95	Did Not Play Western Conf. Teams			2001-02	1-1-0-0	1-0-0-0	0-1-0-0	2009-10	0-1-0	0-1-0	0-0-0
1995-96	1-1-0	1-0-0	0-1-0	2002-03	0-1-0-0	0-0-0-0	0-1-0-0	2010-11	1-0-0	0-0-0	1-0-0
1996-97	1-1-0	0-1-0	1-0-0	2003-04	1-0-0-0	1-0-0-0	0-0-0-0				
1997-98	1-1-0	0-1-0	1-0-0	2005-06	0-1-0	0-0-0	0-1-0				

ALL-TIME SEASON GAME RESULTS (*Overtime **Shootout)

10/23/1991 W 3-0 SJ	11/7/1995 W 7-3 SJ	11/25/1998 W 3-0 SJ	10/28/2003 W 3-0 SJ
2/4/1992 L 5-6 at SJ	1/30/1996 L 2-8 at SJ	3/4/2000 W 5-2 at SJ	12/10/2005 L 3-4 at SJ
3/21/1992 L 4-5 SJ	11/12/1996 W 4-3 at SJ	10/24/2000 L 2-3 SJ	3/24/2007 W 6-4 SJ
12/3/1992 W 7-5 at SJ	2/28/1997 L 3-2 SJ	11/4/2000 L 1-4 at SJ	2/5/2009 W 4-3** at SJ
1/21/1993 W 4-2 SJ	3/2/1998 W 3-1 at SJ	11/9/2001 W 3-2 SJ	11/1/2009 L 1-5 SJ
11/20/1993 L 2-3 SJ	3/14/1998 L 1-2 SJ	2/10/2002 L 0-4 at SJ	10/19/2010 W 5-2 at SJ
1/15/1994 L 2-8 at SJ	11/12/1998 L 0-3 at SJ	2/5/2003 L 2-6 at SJ	



ST. LOUIS BLUES

2011-12 SCHEDULE

10/21/2011at STL 8 p.m.
 3/15/2012at CAR 7 p.m.

HURRICANES vs. ST. LOUIS

ALL-TIME: GP: 68.....25-37-5-1 GF: 196 GA: 226
 at home: GP: 34..... 14-18-2 GF: 100 GA: 105
 on road: GP: 34.....11-19-3-1 GF: 96 GA: 121
 in overtime: GP: 7..... 1-2-4

Chairman/GovernorDavid W. Checketts
 Executive vice president/General managerDoug Armstrong
 Head coachDavis Payne
 Assistant coachesRay Bennett, Scott Mellanby, Brad Shaw
 Goaltending coachCorey Hirsch
 Vice president, public relationsMike Caruso
 Director of media relationsRich Jankowski
 Media relations coordinatorDan O'Neill
 General office(314) 622-2500

Inaugural season1967-68
 Stanley Cup titlesNone
 Home iceScotttrade Center (1995)
 Building capacity19,150
 2010-11 record38-33-11
 AHL affiliatePeoria Rivermen

2010-11 SERIES RECAP

HURRICANES WIN SEASON SERIES: 1-0-0 (BLUES: 0-0-1)

At CAROLINA HURRICANES Attend Goaltenders Winning Goal
 None

SERIES STATISTICS

HURRICANES SPECIALTY TEAMS				BLUES SPECIALTY TEAMS				
Power Play.....	0-2	0.0%	Penalty Killing.....	4-5	80.0%	Power Play.....	1-5	20.0%
						Penalty Killing.....	2-2	100.0%

GOALTENDING

HURRICANES	GP	Min	W-L-OT	SO	GA	SA	SV	GAA	SV%
Cam Ward	1	65	1-0-0	0	1	39	38	0.92	.974

SERIES RECORDS

Winning streak3 3/19/1986-12/10/1986
 Losing streak7 12/1/1992-3/9/1996
 Unbeaten streak4 3/19/1988-3/25/1989
 Goals scored7 (2x) Last: 12/3/1983 (W, 7-2)
 Goals allowed8 (3x) Last: 12/1/1992 (L, 4-8)
 Goals, both teams14 10/9/1980 (L, 6-8)
 Current CAR streak.....1 win
 Current STL streak.....1 OT / Points in 2 straight games

LAST TRANSACTION

1/30/2006 CAR acquired Doug Weight from STL in exchange for Jesse Boulerice, Magnus Kahnberg, Mike Zigomanis, CAR's 2006 first-round pick (later traded to NJ; 30th overall – Matthew Corrente), TOR's 2006 fourth-round pick (106th overall – Reto Berra) and CHI's 2007 fourth-round pick (96th overall – Cade Fairchild).

At ST. LOUIS BLUES	Attend	Goaltenders	Winning Goal
11 Dec '10 Hurricanes 2 Blues 1 (SO)	19,150	Ward vs. Halak	(Jussi Jokinen)

HURRICANES LEADING SCORERS

	GP	G	A	TP	+/-	PM		GP	G	A	TP	+/-	PM
Brandon Sutter	1	1	0	1	1	0	Alex Pietrangelo	1	1	0	1	0	0
Jussi Jokinen	1	0	1	1	1	0	Patrik Berglund	1	0	1	1	0	0
Tuomo Ruutu	1	0	1	1	1	0	Alexander Steen	1	0	1	1	-1	0

BLUES LEADING SCORERS

BLUES	GP	Min	W-L-OT	SO	GA	SA	SV	GAA	SV%
Jaroslav Halak	1	65	0-0-1	0	1	29	28	0.93	.966

ALL-TIME SEASON SERIES RECORDS

YEAR	OVERALL	HOME	ROAD	YEAR	OVERALL	HOME	ROAD	YEAR	OVERALL	HOME	ROAD
1979-80	2-2-0	1-1-0	1-1-0	1990-91	0-3-0	0-2-0	0-1-0	2001-02	0-1-0-0	0-0-0-0	0-1-0-0
1980-81	0-3-1	0-1-1	0-2-0	1991-92	1-2-0	0-1-0	1-1-0	2002-03	0-1-0-1	0-1-0-0	0-0-0-1
1981-82	2-1-0	1-0-0	1-1-0	1992-93	1-2-0	1-1-0	0-1-0	2003-04	1-0-0-0	1-0-0-0	0-0-0-0
1982-83	1-2-0	1-1-0	0-1-0	1993-94	0-3-0	0-2-0	0-1-0	2005-06	1-0-0	1-0-0	0-0-0
1983-84	2-1-0	1-0-0	1-1-0	1994-95	Did Not Play Western Conf. Teams			2006-07	Did Not Play Central Div.. Teams		
1984-85	2-1-0	1-1-0	1-0-0	1995-96	0-2-0	0-1-0	0-1-0	2007-08	0-1-0	0-0-0	0-1-0
1985-86	1-1-1	0-1-0	1-0-1	1996-97	1-1-0	1-0-0	0-1-0	2008-09	2-0-0	1-0-0	1-0-0
1986-87	2-1-0	2-0-0	0-1-0	1997-98	1-1-0	1-0-0	0-1-0	2009-10	0-1-0	0-1-0	0-0-0
1987-88	1-2-0	0-1-0	1-1-0	1998-99	0-1-0	0-0-0	0-1-0	2010-11	1-0-0	0-0-0	1-0-0
1988-89	1-0-2	1-0-1	0-0-1	1999-00	1-1-0-0	0-1-0-0	1-0-0-0				
1989-90	1-2-0	0-1-0	1-1-0	2000-01	0-1-1-0	0-1-0-0	0-0-1-0				

ALL-TIME SEASON GAME RESULTS (*Overtime **Shootout)

12/29/1979 L 0-3 at STL	12/3/1983 W 7-2 STL	3/19/1988 W 5-3 at STL	12/1/1992 L 4-8 at STL	10/29/2000 L 1-4 STL
2/29/1980 W 3-0 STL	2/4/1984 W 7-3 at STL	12/15/1988 T 3-3* at STL	2/8/1993 L 1-3 STL	4/3/2001 T 2-2* at STL
3/1/1980 W 6-3 at STL	3/13/1984 L 0-2 at STL	1/25/1989 T 3-3* STL	10/28/1993 L 1-2 at STL	11/1/2001 L 3-4 at STL
3/24/1980 L 5-7 STL	2/24/1985 L 2-3 STL	3/25/1989 W 4-0 STL	11/1/1993 L 2-4 STL	10/15/2002 OTL 1-2* at STL
10/9/1980 L 6-8 at STL	3/16/1985 W 5-0 at STL	11/1/1989 L 3-5 STL	1/6/1994 L 1-2 STL	1/20/2003 L 3-5 STL
11/5/1980 L 1-6 at STL	3/20/1985 W 3-2 STL	11/30/1989 W 5-3 at STL	10/25/1995 L 2-4 STL	1/6/2004 W 2-0 STL
1/12/1981 L 2-5 STL	2/11/1986 T 4-4* at STL	1/25/1990 L 2-3 at STL	3/9/1996 L 3-6 at STL	1/15/2006 W 4-2 STL
1/21/1981 T 6-6 STL	2/23/1986 L 2-8 STL	11/3/1990 L 1-4 STL	12/17/1996 W 5-3 STL	1/5/2008 L 0-1 at STL
12/9/1981 W 5-1 STL	3/19/1986 W 5-2 at STL	1/31/1991 L 3-4* at STL	3/20/1997 L 4-1 at STL	10/30/2008 W 1-0 at STL
12/29/1981 L 1-6 at STL	11/21/1986 W 4-0 STL	3/5/1991 L 1-4 STL	10/13/1997 L 1-3 at STL	1/2/2009 W 2-1 STL
2/6/1982 W 4-2 at STL	12/10/1986 W 6-2 STL	11/9/1991 W 4-3 at STL	10/22/1997 W 4-3 STL	10/28/2009 L 2-5 STL
11/13/1982 W 5-2 STL	1/7/1987 L 3-6 at STL	2/25/1992 L 2-5 STL	3/22/1999 L 2-5 at STL	12/11/2010 W 2-1** at STL
12/18/1982 L 4-7 at STL	12/17/1987 L 0-2 STL	3/26/1992 L 2-7 at STL	12/7/1999 W 4-2 at STL	
3/22/1983 L 1-4 STL	1/14/1988 L 2-3 at STL	11/18/1992 W 5-2 STL	3/22/2000 L 1-2 STL	



TAMPA BAY LIGHTNING

2011-12 SCHEDULE

10/7/2011 at CAR 7 p.m.
11/1/2011 at CAR 7 p.m.
12/31/2011 at TB 5 p.m.
1/12/2012 at TB 7:30 p.m.
3/3/2012 at CAR 7 p.m.
3/10/2012 at TB 7 p.m.

HURRICANES vs. TAMPA BAY

ALL-TIME:	GP: 95	45-34-15-1	GF: 281	GA: 277
at home:	GP: 48	28-11-8-1	GF: 149	GA: 131
on road:	GP: 47	17-23-7	GF: 132	GA: 146
in overtime:	GP: 24	7-4-13		

Owner/Governor/Chairman Jeff Vinik
 Vice president/General manager Steve Yzerman
 Head coach Guy Boucher
 Assistant coaches Wayne Fleming, Dan Lacroix, Martin Raymond
 Goaltending consultant Frantz Jean
 Executive vice president of communications Bill Wickett
 Media relations manager Brian Breseman
 Media relations assistant Peter Pupello
 General office (813) 301-6500

SERIES RECORDS

Winning streak 8 4/2/2008-10/6/2009
Losing streak 5 2/1/2007-11/14/2007
Unbeaten streak 10 11/28/1997-11/26/1999
Goals scored 9 3/7/2009 (W, 9-3)
Goals allowed 6 (2x) Last: 4/9/2011 (L, 2-6)
Goals, both teams 13 4/6/2010 (W, 8-5)
Current CAR streak 2 losses
Current TB streak 2 wins

Inaugural season 1992-93
 Stanley Cup titles 1 (2004)
 Home ice St. Pete Times Forum (1996)
 Building capacity 19,758
 2010-11 record 46-25-11
 AHL affiliate Norfolk Admirals

LAST TRANSACTION

2/7/2009 CAR acquired Jussi Jokinen from TB in exchange for Wade Brookbank, Josef Melichar and CAR's fourth-round pick in 2009 (later traded to TOR – 118th overall – TOR forfeited the pick and was fined \$500,000 for violating the CBA in acquiring Jonas Frogren – the pick was skipped).

2010-11 SERIES RECAP

LIGHTNING WIN SEASON SERIES: 4-2-0 (HURRICANES: 2-3-1)

At CAROLINA HURRICANES	Attend	Goaltenders	Winning Goal
09 Apr '11 Hurricanes 2 Lightning 6	17,805	Ward vs. Smith	Steven Stamkos
26 Mar '11 Hurricanes 2 Lightning 4	17,264	Ward vs. Smith	Dominic Moore
15 Jan '11 Hurricanes 6 Lightning 4	18,680	Ward vs. Roloson	Eric Staal

At TAMPA BAY LIGHTNING	Attend	Goaltenders	Winning Goal
25 Mar '11 Hurricanes 4 Lightning 3	16,656	Ward vs. Roloson	Eric Staal
12 Feb '11 Hurricanes 3 Lightning 4 (OT)	19,910	Ward vs. Roloson	Marc-Andre Bergeron
20 Dec '10 Hurricanes 1 Lightning 5	17,210	Peters vs. Ellis	Martin St Louis

SERIES STATISTICS

HURRICANES SPECIALTY TEAMS		LIGHTNING SPECIALTY TEAMS	
Power Play 10-34 29.4%	Power Play 6-21 28.6%
Penalty Killing 15-21 71.4%	Penalty Killing 24-34 70.6%

HURRICANES LEADING SCORERS

	GP	G	A	TP	+/-	PM
Erik Cole	6	4	5	9	-2	2
Eric Staal	6	4	5	9	-5	2

LIGHTNING LEADING SCORER

	GP	G	A	TP	+/-	PM
Martin St Louis	6	3	9	12	7	0

GOALTENDING

HURRICANES	GP	Min	W-L-OT	SO	GA	SA	SV	GAA	SV%
Cam Ward	5	298	2-2-1	0	18	160	142	3.62	.888
Justin Peters	1	60	0-1-0	0	5	34	29	5.01	.853

LIGHTNING	GP	Min	W-L-OT	SO	GA	SA	SV	GAA	SV%
Mike Smith	2	120	2-0-0	0	4	79	75	2.00	.949
Dan Ellis	1	60	1-0-0	0	1	22	21	1.00	.955
Dwayne Roloson	3	179	1-2-0	0	12	103	91	4.01	.883

ALL-TIME SEASON SERIES RECORDS

YEAR	OVERALL	HOME	ROAD	YEAR	OVERALL	HOME	ROAD	YEAR	OVERALL	HOME	ROAD
1992-93	2-0-0	1-0-0	1-0-0	1998-99	2-0-3	1-0-2	1-0-1	2005-06	3-3-2	3-1-0	0-2-2
1993-94	2-2-0	2-0-0	0-2-0	1999-00	3-1-1-0	2-0-0-0	1-1-1-0	2006-07	3-4-1	1-2-1	2-2-0
1994-95	1-3-0	1-1-0	0-2-0	2000-01	3-2-0-0	3-0-0-0	0-2-0-0	2007-08	4-4-0	3-1-0	1-3-0
1995-96	1-2-1	1-1-0	0-1-1	2001-02	3-2-0-0	1-1-0-0	2-1-0-0	2008-09	6-0-0	3-0-0	3-0-0
1996-97	4-0-0	2-0-0	2-0-0	2002-03	0-2-2-1	0-0-2-1	0-2-0-0	2009-10	3-2-1	2-1-0	1-1-1
1997-98	2-1-1	1-0-1	1-1-0	2003-04	1-3-2-0	0-1-2-0	1-2-0-0	2010-11	2-3-1	1-2-0	1-1-1

ALL-TIME SEASON GAME RESULTS (*Overtime **Shootout)

12/23/1992	W	3-1	TB	11/28/1997	W	2-0	TB	11/25/2001	L	0-4	TB	2/9/2006	L	3-5	at TB	4/2/2008	W	6-2	TB
3/16/1993	W	4-3*	at TB	1/28/1998	W	3-2	at TB	12/27/2001	W	3-2	at TB	3/27/2006	W	2-1	TB	10/11/2008	W	4-3*	at TB
11/24/1993	L	1-4	at TB	2/4/1998	T	3-3*	TB	1/30/2002	W	3-1	at TB	4/14/2006	W	5-4**	TB	11/16/2008	W	3-2**	TB
3/5/1994	L	2-4	at TB	10/10/1998	T	4-4*	TB	4/10/2002	W	4-2	TB	4/15/2006	OT	2-3*	at TB	1/3/2009	W	3-2	at TB
3/9/1994	W	4-1	TB	12/30/1998	W	4-3	TB	10/12/2002	L	1-5	at TB	10/16/2006	W	5-1	at TB	1/29/2009	W	3-2	TB
4/10/1994	W	6-4	TB	2/20/1999	W	3-2	at TB	11/17/2002	OTL	1-2*	TB	10/26/2006	L	1-5	at TB	2/20/2009	W	4-1	TB
2/10/1995	L	3-4	at TB	3/28/1999	T	3-3*	TB	12/18/2002	T	1-1*	TB	10/28/2006	W	6-4	TB	3/7/2009	W	9-3	at TB
3/4/1995	W	3-2*	TB	4/16/1999	T	2-2*	at TB	1/30/2003	L	1-3	at TB	12/16/2006	W	3-2	at TB	10/6/2009	W	2-1**	TB
3/31/1995	L	0-2	at TB	11/13/1999	W	4-2	TB	2/21/2003	T	2-2*	TB	1/20/2007	OT	5-6**	TB	10/10/2009	L	2-5	at TB
4/9/1995	L	0-3	TB	11/26/1999	T	3-3*	at TB	11/1/2003	L	3-4	at TB	2/1/2007	L	0-4	TB	11/21/2009	W	3-1	TB
11/29/1995	T	2-2*	at TB	12/10/1999	L	2-3	at TB	11/9/2003	T	1-1*	TB	3/30/2007	L	2-4	TB	1/18/2010	L	2-3	TB
12/13/1995	L	2-3	TB	2/12/2000	W	5-2	at TB	11/23/2003	T	0-0*	TB	4/3/2007	L	2-3	at TB	3/23/2010	OT	2-3*	at TB
3/18/1996	W	6-3	TB	2/19/2000	W	4-2	TB	1/15/2004	L	4-5	at TB	11/8/2007	L	1-5	TB	4/6/2010	W	8-5	at TB
4/3/1996	L	2-4	at TB	10/31/2000	W	6-5*	TB	3/10/2004	L	2-4	TB	11/14/2007	L	1-6	at TB	12/20/2010	L	1-5	at TB
11/30/1996	W	6-3	at TB	12/26/2000	L	2-3	at TB	3/13/2004	W	5-1	at TB	11/23/2007	W	4-3	TB	1/15/2011	W	6-4	TB
12/21/1996	W	6-5*	at TB	1/3/2001	W	3-2	TB	10/5/2005	L	2-5	at TB	12/6/2007	L	1-2	at TB	2/12/2011	OT	3-4*	at TB
3/27/1997	W	5-2	at TB	1/29/2001	W	5-2	TB	11/29/2005	L	2-5	TB	12/22/2007	W	4-1	at TB	3/25/2011	W	4-3	at TB
4/13/1997	W	2-1	TB	3/8/2001	L	1-0	at TB	12/20/2005	W	6-4	TB	3/1/2008	W	5-1	TB	3/26/2011	L	2-4	TB
10/1/1997	L	2-4	at TB	11/17/2001	L	0-2	at TB	12/26/2005	OT	4-5*	at TB	3/29/2008	L	1-2	at TB	4/9/2011	L	2-6	TB



TORONTO MAPLE LEAFS

2011-12 SCHEDULE

11/20/2011 at CAR 5 p.m.
12/13/2011 at TOR 7 p.m.
12/29/2011 at CAR 7 p.m.
3/27/2012 at TOR 7 p.m.

HURRICANES vs. TORONTO

ALL-TIME:	GP: 97 50-34-12-1 GF: 354 GA: 316
at home:	GP: 49 25-17-6-1 GF: 186 GA: 162
on road:	GP: 48 25-17-6 GF: 168 GA: 154
in overtime:	GP: 17 4-3-10		

Chairman of the board, MLSE Larry Tanenbaum
 President/General manager Brian Burke
 Head coach Ron Wilson
 Assistant coaches Rob Zettler, Scott Gordon, Greg Cronin
 Goaltending consultant Francois Allaire
 Director, media relations Pat Park
 Manager, media relations Craig Downey
 Coordinator, media relations Aaron Gogishvili
 General office (416) 815-5700

Inaugural season 1917-18
 Stanley Cup titles 13 (1918, 1922, 1932, 1942, 1945, 1947-49, 1951, 1962-64, 1967)
 Home ice Air Canada Centre (1999)
 Building capacity 18,819
 2010-11 record 37-34-11
 AHL affiliate Toronto Marlies

2010-11 SERIES RECAP

SEASON SERIES TIED: 2-2-0

At CAROLINA HURRICANES	Attend	Goaltenders	Winning Goal
16 Mar '11 Hurricanes 1 Maple Leafs 3	15,220	Ward vs. Reimer	Dion Phaneuf
24 Jan '11 Hurricanes 6 Maple Leafs 4	16,201	Ward vs. Giguere	Jeff Skinner

At TORONTO MAPLE LEAFS	Attend	Goaltenders	Winning Goal
03 Feb '11 Hurricanes 0 Maple Leafs 3	19,220	Ward vs. Reimer	Clarke MacArthur
28 Dec '10 Hurricanes 4 Maple Leafs 3	19,309	Ward vs. Gustavsson	Patrick Dwyer

SERIES STATISTICS

HURRICANES SPECIALTY TEAMS		MAPLE LEAFS SPECIALTY TEAMS	
Power Play.....	4-18 22.2%	Power Play.....	5-21 23.6%
Penalty Killing.....	16-21 76.2%	Penalty Killing.....	14-18 77.8%

HURRICANES LEADING SCORER						MAPLE LEAFS LEADING SCORER							
	GP	G	A	TP	+/-	PM		GP	G	A	TP	+/-	PM
Eric Staal	4	2	1	3	-1	6	Dion Phaneuf	4	2	4	6	1	2
Brandon Sutter	4	2	1	3	3	2							
Jussi Jokinen	3	0	3	3	1	0							

GOALTENDING

HURRICANES	GP	Min	W-L-OT	SO	GA	SA	SV	GAA	SV%
Cam Ward	4	238	2-2-0	0	13	127	114	3.27	.898

MAPLE LEAFS	GP	Min	W-L-OT	SO	GA	SA	SV	GAA	SV%
James Reimer	2	120	2-0-0	1	1	64	63	0.50	.984
Jonas Gustavsson	1	58	0-1-0	0	4	27	23	4.11	.852
Jean-Sebastien Giguere	1	59	0-1-0	0	5	27	22	5.07	.815

ALL-TIME SEASON SERIES RECORDS

YEAR	OVERALL	HOME	ROAD	YEAR	OVERALL	HOME	ROAD	YEAR	OVERALL	HOME	ROAD
1979-80	2-2-0	1-1-0	1-1-0	1990-91	1-0-2	0-0-1	1-0-1	2001-02	2-2-0-0	1-1-0-0	1-1-0-0
1980-81	1-1-2	0-0-2	1-1-0	1991-92	1-1-0	0-1-0	1-0-0	2002-03	0-3-1-0	0-1-1-0	0-2-0-0
1981-82	3-0-0	2-0-0	1-0-0	1992-93	0-2-0	0-1-0	0-1-0	2003-04	2-1-0-1	0-1-0-1	2-0-0-0
1982-83	1-2-0	1-0-0	0-2-0	1993-94	0-1-1	0-0-1	0-1-0	2005-06	2-1-1	2-0-0	0-1-1
1983-84	2-1-0	1-1-0	1-0-0	1994-95	Did Not Play Western Conf. Teams			2006-07	1-3-0	0-2-0	1-1-0
1984-85	2-1-0	0-1-0	2-0-0	1995-96	2-0-0	1-0-0	1-0-0	2007-08	3-1-0	2-0-0	1-1-0
1985-86	3-0-0	2-0-0	1-0-0	1996-97	1-0-1	1-0-0	0-0-1	2008-09	3-1-0	1-1-0	2-0-0
1986-87	2-1-0	1-0-0	1-1-0	1997-98	1-1-0	1-0-0	0-1-0	2009-10	3-1-0	1-1-0	2-0-0
1987-88	3-0-0	2-0-0	1-0-0	1998-99	2-1-1	1-1-0	1-0-1	2010-11	2-2-0	1-1-0	1-1-0
1988-89	2-1-0	1-0-0	1-1-0	1999-00	1-1-2-0	0-1-1-0	1-0-1-0				
1989-90	1-1-1	1-1-0	0-0-1	2000-01	1-2-0-0	1-1-0-0	0-1-0-0				

ALL-TIME SEASON GAME RESULTS (*Overtime **Shootout)

10/31/1979	W	4-2	at TOR	12/28/1985	W	6-3	at TOR	3/10/1993	L	3-5	at TOR	1/31/2001	L	3-4	TOR	3/27/2007	L	1-6	at TOR
11/2/1979	W	5-3	TOR	1/23/1986	W	4-1	TOR	4/11/1993	L	2-4	TOR	10/11/2001	L	2-3	TOR	10/9/2007	W	7-1	at TOR
2/16/1980	L	3-5	at TOR	4/5/1986	W	7-1	TOR	10/19/1993	L	2-7	at TOR	11/27/2001	W	5-2	at TOR	12/18/2007	W	3-2*	TOR
4/1/1980	L	4-5	TOR	10/30/1986	L	2-6	at TOR	1/19/1994	T	3-3*	TOR	12/26/2001	W	4-3	TOR	1/15/2008	L	4-5	at TOR
12/23/1980	W	7-2	at TOR	1/4/1987	W	8-3	TOR	1/24/1995	W	4-0	at TOR	2/26/2002	L	1-4	at TOR	1/31/2008	W	3-2*	TOR
1/24/1981	L	4-7	at TOR	1/24/1987	W	3-0	at TOR	3/8/1996	W	7-4	TOR	1/29/2003	L	2-3	TOR	11/2/2008	W	6-4	TOR
1/30/1981	T	5-5	TOR	11/28/1987	W	4-2	at TOR	1/20/1997	W	3-1	TOR	2/18/2003	L	3-4	at TOR	11/4/2008	W	5-4*	at TOR
3/22/1981	T	3-3	TOR	12/30/1987	W	3-1	TOR	3/8/1997	T	1-1*	at TOR	3/1/2003	L	1-4	at TOR	1/15/2009	L	4-6	TOR
11/18/1981	W	8-5	TOR	2/7/1988	W	4-2	TOR	4/9/1998	W	5-2	TOR	3/25/2003	T	3-3*	TOR	1/19/2009	W	2-0	at TOR
12/2/1981	W	5-3	at TOR	1/16/1989	L	3-5	at TOR	4/11/1998	L	1-5	at TOR	11/2/2003	L	1-2	TOR	11/6/2009	L	2-3	TOR
12/27/1981	W	7-3	TOR	2/15/1989	W	4-2	at TOR	1/18/1999	W	4-2	TOR	1/27/2004	W	2-0	at TOR	11/19/2009	W	6-5**	TOR
1/1/1983	L	5-7	at TOR	3/5/1989	W	3-0	TOR	2/10/1999	W	6-5	at TOR	2/19/2004	OTL	1-2*	TOR	1/12/2010	W	4-2	at TOR
2/2/1983	L	1-7	at TOR	2/10/1990	W	6-2	TOR	2/24/1999	T	2-2*	at TOR	2/23/2004	W	2-1	at TOR	3/2/2010	W	5-1	at TOR
2/13/1983	W	5-3	TOR	2/14/1990	T	6-6*	at TOR	3/26/1999	L	2-7	TOR	10/20/2005	OT	4-5*	at TOR	12/28/2010	W	4-3	at TOR
12/8/1983	L	6-8	TOR	3/8/1990	L	6-7	TOR	10/20/1999	T	3-3*	at TOR	11/3/2005	W	4-3	TOR	1/24/2011	W	6-4	TOR
2/18/1984	W	8-2	at TOR	10/17/1990	W	3-1	at TOR	11/3/1999	L	0-6	TOR	11/25/2005	W	4-3**	TOR	2/3/2011	L	0-3	at TOR
3/15/1984	W	5-3	TOR	1/12/1991	T	2-2*	at TOR	12/2/1999	T	2-2*	TOR	3/21/2006	L	2-3	at TOR	3/16/2011	L	1-3	TOR
10/17/1984	W	5-3	at TOR	3/3/1991	T	4-4*	TOR	2/14/2000	W	5-2	at TOR	12/15/2006	L	3-4	TOR				
1/7/1985	W	7-4	at TOR	11/17/1991	W	3-1	at TOR	11/8/2000	L	0-5	at TOR	1/9/2007	W	4-1	at TOR				
2/17/1985	L	4-5*	TOR	12/4/1991	L	0-3	TOR	11/10/2000	W	3-1	TOR	1/30/2007	L	1-4	TOR				



VANCOUVER CANUCKS

2011-12 SCHEDULE

12/15/2011 at CAR 7 p.m.

HURRICANES vs. VANCOUVER

ALL-TIME: GP: 64 24-27-12-1 GF: 190 GA: 222
 at home: GP: 31 14-12-5 GF: 102 GA: 104
 on road: GP: 33 10-15-7-1 GF: 88 GA: 118
 in overtime: GP: 12 0-6-6

Chairman/Governor Francesco Aquilini
 President/General manager Mike Gillis
 Head coach Alain Vigneault
 Associate coach Rick Bowness
 Assistant coach Newell Brown, Darryl Williams
 Goaltending consultant Roland Melanson
 Vice president, communications and community partnerships T.C. Carling
 Director, media relations and team operations Ben Brown
 Manager, media relations and publications Stephanie Maniago
 General office (604) 899-4600

Inaugural season 1970-71
 Stanley Cup titles None
 Home ice Rogers Arena (1995)
 Building capacity 18,810
 2010-11 record 54-19-9
 AHL affiliate Chicago Wolves

SERIES RECORDS

Winning streak 4 11/29/1985-11/12/1986
 Losing streak 5 10/26/1982-1/15/1984
 Unbeaten streak 9 11/29/1985-1/29/1988
 Goals scored 7 3/29/1987 (W, 7-4)
 Goals allowed 8 (2x) Last: 1/16/1993 (L, 3-8)
 Goals, both teams 13 3/3/1985 (L, 6-7 OT)
 Current CAR streak 1 loss
 Current VAN streak 1 win

LAST TRANSACTION

3/3/2010 CAR acquired VAN's 2010 third-round pick (85th overall – Austin Levi) from VAN in exchange for Andrew Alberts.

2010-11 SERIES RECAP

CANUCKS WIN SEASON SERIES: 1-0-0

At CAROLINA HURRICANES Attend Goaltenders Winning Goal
 None

At VANCOUVER CANUCKS Attend Goaltenders Winning Goal
 17 Oct '10 Hurricanes 1 Canucks 5 18,860 Ward vs. Schneider Mason Raymond

SERIES STATISTICS

HURRICANES SPECIALTY TEAMS CANUCKS SPECIALTY TEAMS
 Power Play 0-6 0.0% Power Play 2-5 40.0%
 Penalty Killing 3-5 60.0% Penalty Killing 6-6 100.0%

HURRICANES LEADING SCORERS

GP G A TP +/- PM
 Patrick O'Sullivan 1 1 0 1 1 0
 Joe Corvo 1 0 1 1 -2 0
 Tuomo Ruutu 1 0 1 1 -1 4

CANUCKS LEADING SCORER

GP G A TP +/- PM
 Mason Raymond 1 2 1 3 2 0
 Mikael Samuelsson 1 1 2 3 1 4

GOALTENDING

HURRICANES GP Min W-L-OT SO GA SA SV GAA SV%
 Cam Ward 1 60 0-1-0 0 5 28 23 5.00 .821

CANUCKS GP Min W-L-OT SO GA SA SV GAA SV%
 Cory Schneider 1 60 1-0-0 0 1 33 32 1.00 .970

ALL-TIME SEASON SERIES RECORDS

YEAR	OVERALL	HOME	ROAD	YEAR	OVERALL	HOME	ROAD	YEAR	OVERALL	HOME	ROAD
1979-80	1-1-2	1-0-1	0-1-1	1990-91	2-1-0	1-1-0	1-0-0	2001-02	0-2-0-0	0-1-0-0	0-1-0-0
1980-81	1-1-2	1-0-0	0-1-1	1991-92	0-2-1	0-1-0	0-1-1	2002-03	0-1-0-0	0-1-0-0	0-0-0-0
1981-82	0-2-1	0-1-0	0-1-1	1992-93	1-1-0	1-0-0	0-1-0	2003-04	0-0-0-1	0-0-0-0	0-0-0-1
1982-83	1-2-0	1-1-0	0-1-0	1993-94	1-1-0	0-1-0	1-0-0	2005-06	Did Not Play Northwest Div. Teams		
1983-84	0-3-0	0-1-0	0-2-0	1994-95	Did Not Play Western Conf. Teams			2006-07	0-0-1	0-0-0	0-0-1
1984-85	1-2-0	1-1-0	0-1-0	1995-96	2-0-0	1-0-0	1-0-0	2007-08	1-0-0	1-0-0	0-0-0
1985-86	3-0-0	1-0-0	2-0-0	1996-97	0-2-0	0-1-0	0-1-0	2008-09	0-1-0	0-0-0	0-1-0
1986-87	2-0-1	1-0-1	1-0-0	1997-98	1-1-0	1-0-0	0-1-0	2009-10	1-0-0	1-0-0	0-0-0
1987-88	1-0-2	0-0-1	1-0-1	1998-99	1-1-0	1-0-0	0-1-0	2010-11	0-1-0	0-0-0	0-1-0
1988-89	1-1-1	1-1-0	0-0-1	1999-00	1-0-1-0	0-0-1-0	1-0-0-0				
1989-90	2-1-0	0-1-0	2-0-0	2000-01	Did Not Play						

ALL-TIME SEASON GAME RESULTS (*Overtime **Shootout)

12/11/1979 L 3-5 at VAN	1/6/1983 L 4-6 VAN	12/15/1987 T 2-2* VAN	3/7/1992 L 1-5 VAN	2/26/1999 L 0-1 at VAN
2/12/1980 T 5-5 VAN	10/28/1983 L 4-5* at VAN	12/20/1987 T 3-3* at VAN	3/18/1992 L 2-3 at VAN	10/15/1999 W 4-1 at VAN
3/13/1980 W 3-1 VAN	11/30/1983 L 2-6 VAN	1/29/1988 W 4-2 at VAN	1/16/1993 L 3-8 at VAN	11/24/1999 T 1-1* VAN
3/28/1980 T 4-4 at VAN	1/15/1984 L 0-5 at VAN	11/5/1988 L 2-3 VAN	3/6/1993 W 5-1 VAN	1/12/2002 L 1-7 at VAN
11/1/1980 T 4-4 VAN	10/20/1984 W 3-2 VAN	11/9/1988 T 1-1* at VAN	12/8/1993 L 1-4 VAN	1/21/2002 L 5-7 VAN
11/22/1980 W 4-3 VAN	2/1/1985 L 3-4* at VAN	3/2/1989 W 2-1 VAN	2/6/1994 W 4-2 at VAN	11/27/2002 L 2-3 VAN
12/3/1980 T 4-4 at VAN	3/3/1985 L 6-7* VAN	1/10/1990 W 3-1 at VAN	1/16/1996 W 3-0 VAN	12/14/2003 OTL 1-2* at VAN
3/1/1981 L 0-3 at VAN	11/29/1985 W 5-4 at VAN	2/9/1990 L 1-4 VAN	2/7/1996 W 5-3 at VAN	12/8/2006 OT 3-4* at VAN
10/23/1981 T 2-2 at VAN	1/10/1986 W 4-3 at VAN	3/13/1990 W 1-0 at VAN	11/27/1996 L 6-2 VAN	10/22/2007 W 3-1 VAN
11/4/1981 L 1-4 VAN	2/18/1986 W 5-4 VAN	10/27/1990 L 2-4 VAN	1/10/1997 L 5-3 at VAN	2/3/2009 L 3-4 at VAN
2/20/1982 L 2-4 at VAN	11/12/1986 W 4-3 at VAN	1/2/1991 W 5-2 at VAN	11/3/1997 W 5-3 VAN	12/5/2009 W 5-3 VAN
10/16/1982 W 6-5 VAN	12/13/1986 T 2-2* VAN	1/10/1991 W 5-4 at VAN	11/16/1997 L 1-4 at VAN	10/17/2010 L 1-5 at VAN
10/26/1982 L 1-8 at VAN	3/29/1987 W 7-4 VAN	2/1/1992 T 4-4* at VAN	10/20/1998 W 3-1 VAN	



WASHINGTON CAPITALS

2011-12 SCHEDULE

10/8/2011at WSH7 p.m.
11/4/2011at CAR7 p.m.
1/15/2012at WSH5 p.m.
1/20/2012at CAR7 p.m.
2/20/2012at CAR7:30 p.m.
3/6/2012at WSH7 p.m.

HURRICANES vs. WASHINGTON

ALL-TIME:	GP: 138	50-68-19-1	GF: 373	GA: 434
at home:	GP: 70	27-31-11-1	GF: 197	GA: 209
on road:	GP: 68	23-37-8	GF: 176	GA: 225
in overtime:	GP: 27	6-5-16		

Majority owner, Chairman and CEOTed Leonsis
 Vice president/General managerGeorge McPhee
 Head coach.....Bruce Boudreau
 Assistant coaches.....Dean Evason, Bob Woods
 Director of goaltending/NHL goaltender coach.....Dave Prior
 Director of media relations.....Sergey Kocharov
 Manager of media relations.....Ben Guerrero
 Communications coordinator.....Kelly Murray
 General office.....(202) 266-2200

Inaugural season1974-75
 Stanley Cup titles.....None
 Home ice.....Verizon Center (1997)
 Building capacity.....18,506
 2010-11 record.....48-23-11
 AHL affiliate.....Hershey Bears

2010-11 SERIES RECAP

CAPITALS WIN SEASON SERIES: 5-0-1 (HURRICANES: 1-4-1)

At CAROLINA HURRICANES				Attend	Goaltenders	Winning Goal
26 Dec '10	Hurricanes	2 Capitals	3	10,477	Ward vs. Varlamov	Alex Ovechkin
24 Nov '10	Hurricanes	2 Capitals	3	15,200	Peters vs. Varlamov	Brooks Laich
27 Oct '10	Hurricanes	0 Capitals	3	18,680	Ward vs. Neuvirth	Matt Hendricks

SERIES STATISTICS

HURRICANES SPECIALTY TEAMS			CAPITALS SPECIALTY TEAMS		
Power Play.....	2-26	7.7%	Power Play.....	1-15	6.7%
Penalty Killing.....	14-15	93.3%	Penalty Killing.....	24-26	92.3%

GOALTENDING

HURRICANES	GP	Min	W-L-OT	SO	GA	SA	SV	GAA	SV%
Cam Ward	5	305	1-3-1	0	11	168	157	2.16	.935
Justin Peters	1	59	0-1-0	0	3	38	35	3.07	.921

SERIES RECORDS

Winning streak.....	43/2/1990-3/12/1991
Losing streak.....	5 (3x)Last: 3/2/2003-1/29/2004
Unbeaten streak.....	4 (3x)3/2/1990-3/12/1991
Goals scored.....	83/24/1992 (W, 8-2)
Goals allowed.....	93/8/1980 (L, 5-9)
Goals, both teams.....	143/8/1980 (L, 5-9)
Current CAR streak.....	1 win
Current WSH streak.....	1 OT / Points in 9 straight games

LAST TRANSACTION

3/3/2010 CAR acquired Brian Pothier, Oskar Osala and WSH's 2011 second-round pick from WSH for Joe Corvo. On 6/26/2010, WSH's 2011 second-round pick was traded to NYR, along with CAR's 2010 sixth-round pick (157th overall – Jesper Fasth) for Bobby Sanguinetti.

At WASHINGTON CAPITALS

29 Mar '11	Hurricanes	3 Capitals	2 (SO)	18,398	Ward vs. Varlamov	(Jeff Skinner)
11 Mar '11	Hurricanes	1 Capitals	2	18,398	Ward vs. Holtby	Matt Hendricks
28 Nov '10	Hurricanes	2 Capitals	3 (SO)	18,398	Ward vs. Varlamov	(Alex Ovechkin)

HURRICANES LEADING SCORER

Tuomo Ruutu	GP	G	A	TP	+/-	PM
	6	2	3	5	1	8

CAPITALS LEADING SCORER

Alex Ovechkin	GP	G	A	TP	+/-	PM
	6	2	6	8	7	6

CAPITALS

Semyon Varlamov	GP	Min	W-L-OT	SO	GA	SA	SV	GAA	SV%
	4	250	3-0-1	0	8	121	113	1.92	.934
Michal Neuvirth	1	60	1-0-0	1	0	29	29	0.00	1.000
Braden Holtby	1	60	1-0-0	0	1	41	40	1.00	.976

ALL-TIME SEASON SERIES RECORDS

YEAR	OVERALL	HOME	ROAD	YEAR	OVERALL	HOME	ROAD	YEAR	OVERALL	HOME	ROAD	YEAR	OVERALL	HOME	ROAD
1979-80	1-2-1	1-1-0	0-1-1	1987-88	1-2-0	1-1-0	0-1-0	1995-96	1-2-1	1-1-0	0-1-1	2003-04	1-4-1-0	0-2-1-0	1-2-0-0
1980-81	1-3-0	0-2-0	1-1-0	1988-89	0-3-0	0-1-0	0-2-0	1996-97	1-2-1	1-0-1	0-2-0	2005-06	5-3-0	2-2-0	3-1-0
1981-82	1-2-0	1-1-0	0-1-0	1989-90	2-1-0	1-1-0	1-0-0	1997-98	0-4-0	0-2-0	0-2-0	2006-07	5-3-0	3-1-0	2-2-0
1982-83	0-2-1	0-0-1	0-2-0	1990-91	3-0-0	1-0-0	2-0-0	1998-99	2-2-1	1-1-1	1-1-0	2007-08	4-3-1	3-0-1	1-3-0
1983-84	1-2-0	1-1-0	0-1-0	1991-92	1-1-1	0-1-1	1-0-0	1999-00	1-2-2-0	1-0-1-0	0-2-1-0	2008-09	3-2-1	2-1-0	1-1-1
1984-85	2-1-0	1-0-0	1-1-0	1992-93	1-3-0	1-1-0	0-2-0	2000-01	2-2-1-0	1-1-1-0	1-1-0-0	2009-10	3-1-2	2-1-0	1-0-2
1985-86	0-2-1	0-1-1	0-1-0	1993-94	2-2-0	1-1-0	1-1-0	2001-02	1-1-2-1	0-0-1-1	1-1-1-0	2010-11	1-4-1	0-3-0	1-1-1
1986-87	2-1-0	0-1-0	2-0-0	1994-95	1-2-1	0-1-1	1-1-0	2002-03	1-4-0-0	1-2-0-0	0-2-0-0				

ALL-TIME SEASON GAME RESULTS (*Overtime **Shootout)

12/4/1979	T	3-3	at WSH	1/17/1987	L	1-6	WSH	3/22/1994	L	1-4	at WSH	2/3/2000	L	1-2	at WSH	10/12/2005	W	7-2	WSH	11/6/2008	L	2-3	at WSH
12/19/1979	W	5-4	WSH	2/6/1987	W	5-2	at WSH	1/21/1995	T	1-1*	WSH	2/21/2000	T	1-1*	WSH	10/22/2005	W	4-0	at WSH	11/12/2008	L	1-5	WSH
1/4/1980	L	3-6	WSH	10/16/1987	L	2-6	at WSH	3/20/1995	L	0-5	WSH	3/17/2000	L	2-4	at WSH	1/21/2006	L	2-5	at WSH	12/7/2008	W	3-1	WSH
3/8/1980	L	5-9	at WSH	11/21/1987	L	3-4	WSH	3/26/1995	W	4-3*	at WSH	10/7/2000	T	3-3*	WSH	3/25/2006	L	1-3	WSH	3/3/2009	W	5-2	at WSH
11/15/1980	L	4-8	WSH	12/9/1987	W	5-4	WSH	4/21/1995	L	3-6	at WSH	2/24/2001	L	1-2	WSH	3/29/2006	L	1-5	WSH	3/14/2009	OT	4-5**	at WSH
1/18/1981	L	2-3	at WSH	11/18/1988	L	2-3	at WSH	11/25/1995	L	2-4	WSH	3/15/2001	W	3-0	at WSH	4/3/2006	W	6-5*	WSH	3/21/2009	W	4-1	WSH
3/11/1981	L	2-5	WSH	2/3/1989	L	0-1	at WSH	12/30/1995	L	0-3	at WSH	3/28/2001	L	0-7	at WSH	4/5/2006	W	4-3**	at WSH	11/30/2009	L	2-3	WSH
3/27/1981	W	5-3	at WSH	3/18/1989	L	2-8	WSH	1/3/1996	W	2-0	WSH	3/30/2001	W	4-3*	WSH	4/7/2006	W	4-3	at WSH	12/11/2009	OT	3-4*	at WSH
11/14/1981	L	0-4	WSH	10/11/1989	W	4-1	WSH	3/23/1996	T	2-2*	at WSH	11/8/2001	W	3-2	at WSH	10/7/2006	L	2-5	at WSH	12/28/2009	W	6-3	at WSH
11/28/1981	W	6-2	WSH	12/16/1989	L	2-5	WSH	1/1/1997	L	3-2*	at WSH	11/30/2001	L	2-6	at WSH	11/9/2006	W	5-0	WSH	3/10/2010	OT	3-4*	at WSH
2/27/1982	L	1-7	at WSH	3/2/1990	W	4-3	at WSH	1/4/1997	T	1-1*	WSH	12/2/2001	OTL	3-4*	WSH	11/17/2006	W	4-1	at WSH	3/18/2010	W	4-3*	WSH
11/7/1982	L	2-6	at WSH	11/17/1990	W	4-2	WSH	2/22/1997	W	2-0	WSH	12/30/2001	T	5-5*	at WSH	1/18/2007	L	2-5	WSH	3/25/2010	W	3-2**	WSH
12/30/1982	T	4-4	WSH	12/15/1990	W	3-2	at WSH	3/16/1997	L	5-3	at WSH	3/8/2002	T	2-2*	WSH	1/26/2007	W	6-2	WSH	10/27/2010	L	0-3	WSH
3/16/1983	L	4-5	at WSH	3/12/1991	W	3-2	at WSH	12/20/1997	L	1-2	WSH	10/17/2002	L	1-2	WSH	1/27/2007	L	3-7	at WSH	11/24/2010	L	2-3	WSH
10/19/1983	W	3-0	WSH	12/13/1991	L	2-3	WSH	3/18/1998	L	0-1	at WSH	1/10/2003	L	1-4	WSH	3/9/2007	W	3-0	at WSH	11/28/2010	OT	2-3**	at WSH
2/26/1984	L	3-4	WSH	1/4/1992	T	2-2*	WSH	4/18/1998	L	3-4	WSH	1/22/2003	L	3-5	at WSH	3/22/2007	W	4-3	WSH	12/26/2010	L	2-3	WSH
3/7/1984	L	2-4	at WSH	3/24/1992	W	8-2	at WSH	4/19/1998	L	1-2	at WSH	2/14/2003	W	3-1	WSH	10/6/2007	L	0-2	at WSH	3/11/2011	L	1-2	at WSH
12/29/1984	L	2-3	at WSH	11/7/1992	L	2-6	WSH	11/6/1998	W	3-2	at WSH	3/2/2003	L	0-2	at WSH	11/5/2007	W	5-0	WSH	3/29/2011	W	3-2**	at WSH
3/27/1985	W	3-1	at WSH	12/16/1992	W	6-3	WSH	1/16/1999	L	2-3*	WSH	11/12/2003	L	1-7	at WSH	11/24/2007	L	2-5	at WSH				
4/4/1985	W	2-0	WSH	12/18/1992	L	3-4	at WSH	2/5/1999	L	1-4	at WSH	11/15/2003	L	1-2	WSH	11/30/2007	W	4-3	WSH				
2/2/1986	L	4-5	WSH	3/19/1993	L	2-5	at WSH	2/18/1999	T	2-2*	WSH	1/9/2004	L	1-4	at WSH	2/8/2008	W	2-1	at WSH				
3/29/1986	T	6-6*	WSH	12/7/1993	W	6-1	at WSH	4/14/1999	W	3-0	WSH	1/29/2004	L	3-5	WSH	2/23/2008	W	6-3	WSH				
4/3/1986	L	2-4	at WSH	12/18/1993	W	4-1	WSH	11/7/1999	W	3-2	WSH	2/12/2004	T	3-3*	WSH	3/25/2008	OT	2-3**	WSH				
12/30/1986	W	3-1	at WSH	2/27/1994	L	1-3	WSH	11/19/1999	T	3-3*	at WSH	2/25/2004	W	2-1	at WSH	4/1/2008	L	1-4	at WSH				



WINNIPEG JETS

2011-12 SCHEDULE

10/22/2011at WPG7 p.m.
11/25/2011at CAR7 p.m.
12/9/2011at WPG8:30 p.m.
1/23/2012at CAR7 p.m.
3/18/2012at WPG8:30 p.m.
3/30/2012at CAR7 p.m.

HURRICANES vs. WINNIPEG

ALL-TIME:	GP: 68.....	43-17-7-1	GF: 226	GA: 191
at home:	GP: 34.....	19-11-4	GF: 107	GA: 105
on road:	GP: 34.....	24-6-3-1	GF: 119	GA: 86
in overtime:	GP: 17.....	9-3-5	

Ownership True North Sports & Entertainment
 Executive VP & General manager Kevin Cheveldayoff
 Head coach Claude Noel
 Assistant coaches Charlie Huddy, Pascal Vincent
 Goaltending coach Wade Flaherty
 Senior director, corporate communications Scott Brown
 Communications coordinators Christina Caligiuri, Kalen Qually
 General office (404) 878-3300

Inaugural season 1999-00 (Atlanta); 2011-12 (Winnipeg)
 Stanley Cup titles None
 Home ice MTS Centre (1999)
 Building capacity 15,015
 2010-11 record 34-36-12
 AHL affiliate St. John's IceCaps

SERIES RECORDS

Winning streak	8	12/18/99-2/21/01
Losing streak	3	2/28/2009-1/16/2010
Unbeaten streak	17	12/18/1999-12/20/2002
Goals scored	7	3/28/2008 (W, 7-1)
Goals allowed	9	11/12/2005 (L, 0-9)
Goals, both teams	10	11/27/2009 (L, 4-6)
Current CAR streak	1 win/Points in 7 straight games	
Current WPG streak	1 loss	

LAST TRANSACTION

6/27/2004 CAR traded its fourth-round pick in 2004 (106th overall - Chad Painchaud) to ATL for ATL's third-round pick in 2005 (later traded to CGY for Mike Commodore; 69th overall - Gord Baldwin).

2010-11 SERIES RECAP

HURRICANES WIN SEASON SERIES: 5-0-1 (THRASHERS: 1-2-3)

At CAROLINA HURRICANES	Attend	Goaltenders	Winning Goal
09 Mar '11 Hurricanes 2 Thrashers 3 (OT)	16,126	Ward vs. Pavelec	Tim Stapleton
05 Feb '11 Hurricanes 4 Thrashers 3 (OT)	16,874	Ward vs. Pavelec	Erik Cole
09 Jan '11 Hurricanes 4 Thrashers 3 (OT)	17,907	Peters vs. Pavelec	Erik Cole

At ATLANTA THRASHERS	Attend	Goaltenders	Winning Goal
08 Apr '11 Hurricanes 6 Thrashers 1	14,652	Ward vs. Pavelec	Erik Cole
13 Feb '11 Hurricanes 3 Thrashers 2	13,032	Ward vs. Pavelec	Erik Cole
16 Dec '10 Hurricanes 3 Thrashers 2 (SO)	11,043	Ward vs. Mason	(Sergei Samsonov)

SERIES STATISTICS

HURRICANES SPECIALTY TEAMS				THRASHERS SPECIALTY TEAMS			
Power Play.....	5-25	20.0%		Power Play.....	4-19	21.1%	
Penalty Killing.....	15-19	78.9%		Penalty Killing.....	20-25	80.0%	

HURRICANES LEADING SCORER

	GP	G	A	TP	+/-	PM
Tuomo Ruutu	6	2	5	7	2	8

THRASHERS LEADING SCORER

	GP	G	A	TP	+/-	PM
Bryan Little	6	3	2	5	1	4

GOALTENDING

HURRICANES	GP	Min	W-L-OT	SO	GA	SA	SV	GAA	SV%
Cam Ward	5	309	4-0-1	0	11	175	164	2.13	.937
Justin Peters	1	62	1-0-0	0	3	28	25	2.90	.893

THRASHERS	GP	Min	W-L-OT	SO	GA	SA	SV	GAA	SV%
Ondrej Pavelec	5	305	1-2-2	0	19	157	138	3.73	.879
Chris Mason	1	65	0-0-1	0	2	29	27	1.85	.931

ALL-TIME SEASON SERIES RECORDS

YEAR	OVERALL	HOME	ROAD	YEAR	OVERALL	HOME	ROAD	YEAR	OVERALL	HOME	ROAD
1999-00	5-0-0-0	3-0-0-0	2-0-0-0	2003-04	4-1-0-1	2-1-0-0	2-0-0-1	2008-09	3-3-0	2-1-0	1-2-0
2000-01	4-0-1-0	2-0-0-0	2-0-1-0	2005-06	4-4-0	2-2-0	2-2-0	2009-10	3-3-0	0-3-0	3-0-0
2001-02	3-0-2-0	2-0-1-0	1-0-1-0	2006-07	4-3-1	1-2-1	3-1-0	2010-11	5-0-1	2-0-1	3-0-0
2002-03	2-2-1-0	1-1-0-0	1-1-1-0	2007-08	6-1-1	2-1-1	4-0-0				

ALL-TIME SEASON GAME RESULTS (*Overtime **Shootout)

12/18/1999	W	4-2	WPG (ATL)	4/14/2002	T	2-2*	at WPG (ATL)	11/29/2005	W	4-3*	at WPG (ATL)	11/10/2007	W	5-3	at WPG (ATL)	11/27/2009	L	4-6	WPG (ATL)
1/1/2000	W	4-2	at WPG (ATL)	10/11/2002	W	5-3	WPG (ATL)	1/4/2006	W	4-3	WPG (ATL)	11/16/2007	L	0-3	WPG (ATL)	1/16/2010	L	3-5	WPG (ATL)
3/12/2000	W	5-1	WPG (ATL)	12/20/2002	W	3-2*	at WPG (ATL)	1/26/2006	W	5-1	at WPG (ATL)	1/2/2008	OT	4-5*	WPG (ATL)	1/21/2010	W	5-2	at WPG (ATL)
4/8/2000	W	4-3	at WPG (ATL)	12/27/2002	L	3-5	WPG (ATL)	1/28/2006	W	4-1	WPG (ATL)	1/4/2008	W	4-3	at WPG (ATL)	3/7/2010	W	4-0	at WPG (ATL)
4/9/2000	W	2-1	WPG (ATL)	1/7/2003	T	3-3*	at WPG (ATL)	4/1/2006	L	2-5	at WPG (ATL)	2/21/2008	W	5-3	WPG (ATL)	3/27/2010	L	0-4	WPG (ATL)
12/6/2000	W	5-3	at WPG (ATL)	3/26/2003	L	1-5	at WPG (ATL)	4/8/2006	L	2-5	at WPG (ATL)	3/5/2008	W	6-3	at WPG (ATL)	3/29/2010	W	4-1	at WPG (ATL)
2/1/2001	W	3-1	at WPG (ATL)	11/13/2003	W	5-1	WPG (ATL)	10/13/2006	W	4-3	at WPG (ATL)	3/19/2008	W	5-3	at WPG (ATL)	12/16/2010	W	3-2**	at WPG (ATL)
2/21/2001	W	6-3	WPG (ATL)	1/16/2004	W	4-3	at WPG (ATL)	10/25/2006	W	5-4*	WPG (ATL)	3/28/2008	W	7-1	WPG (ATL)	1/9/2011	W	4-3*	WPG (ATL)
2/27/2001	T	1-1*	at WPG (ATL)	1/18/2004	L	2-5	WPG (ATL)	11/1/2006	W	5-2	at WPG (ATL)	11/9/2008	L	2-5	WPG (ATL)	2/5/2011	W	4-3*	WPG (ATL)
4/6/2001	W	3-2	WPG (ATL)	3/5/2004	W	3-2*	at WPG (ATL)	1/13/2007	OT	3-4**	WPG (ATL)	11/14/2008	L	2-3	at WPG (ATL)	2/13/2011	W	3-2	at WPG (ATL)
10/13/2001	W	5-2	at WPG (ATL)	3/12/2004	W	4-2	WPG (ATL)	2/20/2007	L	1-3	WPG (ATL)	12/26/2008	W	5-4	at WPG (ATL)	3/9/2011	OT	2-3*	WPG (ATL)
10/20/2001	W	2-1*	WPG (ATL)	3/15/2004	OTL	0-1*	at WPG (ATL)	2/24/2007	W	4-1	at WPG (ATL)	12/31/2008	W	3-1	WPG (ATL)	4/8/2011	W	6-1	at WPG (ATL)
12/21/2001	W	5-4*	WPG (ATL)	11/12/2005	L	0-9	WPG (ATL)	3/4/2007	L	1-3	at WPG (ATL)	1/31/2009	W	2-0	WPG (ATL)				
4/7/2002	T	1-1*	WPG (ATL)	11/27/2005	L	2-5	WPG (ATL)	4/6/2007	L	1-4	WPG (ATL)	2/28/2009	L	3-5	at WPG (ATL)				

ALL-TIME LEADERS

OPPONENT ALL-TIME SCORING LEADERS

RK.	PLAYER	CLUB(S)	GP	G	A	TP	PIM	PP	SH	GW
1.	Ray Bourque (Ret.)	BOS-COL	126	37	109	146	103	17	1	5
2.	Peter Stastny (Ret.)	QUE-NJ	76	41	79	120	60	16	0	8
3.	Dave Andreychuk (Ret.)	BUF-TOR-NJ-BOS-TB	119	52	62	114	78	21	1	10
4.	Wayne Gretzky (Ret.)	EDM-LA-STL-NYR	57	36	73	109	74	4	3	3
5.	Michel Goulet (Ret.)	QUE-CHI	83	62	40	102	122	19	1	4
6.	Jaromir Jagr	PIT-WSH-NYR	69	32	67	99	50	7	0	6
7.	Dale Hawerchuk (Ret.)	WPG-BUF-STL-PHI	63	30	66	96	18	17	0	3
8.	Mark Recchi (Ret.)	PIT-PHI-MTL-ATL-TB-BOS	89	33	50	83	58	11	1	7
9.	Bobby Smith (Ret.)	MIN-MTL	73	28	51	79	44	12	0	2
	Joe Sakic (Ret.)	QUE-COL	61	27	52	79	20	8	2	8
11.	Phil Housley (Ret.)	BUF-WPG-CGY-NJ-WSH-CHI	84	16	61	77	45	2	0	2
12.	Adam Oates (Ret.)	DET-STL-BOS-WSH-PHI-ANA-EDM	70	18	58	76	26	7	0	2
13.	Anton Stastny (Ret.)	QUE	61	31	43	74	18	9	0	6
	Mario Lemieux (Ret.)	PIT	40	30	44	74	18	9	3	0
15.	Rick Middleton (Ret.)	BOS	59	28	45	73	6	9	0	3
16.	Mats Sundin (Ret.)	QUE-TOR-VAN	66	32	40	72	42	6	1	1
	Vincent Lecavalier	TB	72	30	42	72	38	9	1	1
	Mark Messier (Ret.)	EDM-NYR-VAN	69	29	43	72	73	6	2	5
19.	Pierre Turgeon (Ret.)	BUF-NYI-MTL-STL-DAL-COL	64	31	39	70	31	12	2	6
20.	Martin St. Louis	CGY-TB	62	34	35	69	18	10	1	7
	Denis Savard (Ret.)	CHI-MTL-TB	59	28	41	69	55	6	0	1
22.	Ilya Kovalchuk	ATL-NJ	53	32	32	64	43	9	0	6
	Alexander Mogilny (Ret.)	BUF-VAN-NJ-TOR	57	31	33	64	14	14	0	5
	Vincent Damphousse (Ret.)	TOR-EDM-MTL-SJ	60	25	39	64	64	8	1	6
25.	Mats Naslund (Ret.)	MTL-BOS	64	25	38	63	8	6	1	7
	Dale Hunter (Ret.)	QUE-WSH	87	14	49	63	253	7	1	1
27.	Pat LaFontaine (Ret.)	NYI-BUF-NYR	48	25	36	61	22	8	1	4
	Paul Coffey (Ret.)	EDM-PIT-LA-DET-PHI-BOS	45	15	46	61	64	8	0	2
29.	Ryan Walter (Ret.)	WSH-MTL-VAN	75	26	34	60	69	5	1	4
30.	Luc Robitaille (Ret.)	LA-PIT-NYR-DET	43	34	25	59	31	10	0	1
31.	Peter Bondra (Ret.)	WSH-OTT-ATL	62	34	22	56	40	11	3	6
	Keith Crowder (Ret.)	BOS-LA	62	28	28	56	120	8	0	2
33.	Stephane Richer (Ret.)	MTL-NJ-TB-STL-PIT	75	27	28	55	50	9	0	5
	Alex Ovechkin	WSH	41	21	34	55	33	8	0	3
	Guy Carbonneau (Ret.)	MTL-DAL	97	17	38	55	47	2	2	6
	Larry Robinson (Ret.)	MTL-LA	71	8	47	55	18	5	0	0
37.	Barry Pederson (Ret.)	BOS-VAN-PIT	49	30	24	54	28	11	2	6
	Marian Hossa	OTT-ATL-DET-CHI	48	23	31	54	35	7	2	3
	Olli Jokinen	LA-NYI-FLA-PHX-CGY	54	20	34	54	57	5	1	2
	Brian Leetch (Ret.)	NYR-BOS	55	14	40	54	28	5	0	4
41.	Mike Foligno (Ret.)	DET-BUF-TOR-FLA	81	27	26	53	129	3	0	6
	Kirk Muller (Ret.)	NJ-MTL-TOR-FLA-DAL	56	21	32	53	74	6	0	1
	Guy Lafleur (Ret.)	MTL-NYR-QUE	39	18	35	53	8	3	0	2
	Craig Janney (Ret.)	BOS-STL-SJ-PHX-TB	42	11	42	53	20	5	0	2
45.	Cam Neely (Ret.)	VAN-BOS	55	26	26	52	139	6	0	7
46.	Chris Chelios (Ret.)	MTL-CHI-DET	65	14	36	50	191	5	0	1
47.	Brian Bellows (Ret.)	MIN-MTL-TB-ANA-WSH	56	23	26	49	43	13	0	2
48.	Dino Ciccarelli (Ret.)	MIN-WSH-DET-TB-FLA	47	28	20	48	40	10	0	3
	Steve Larmer (Ret.)	CHI-NYR	39	23	25	48	14	7	2	3
	Wilf Paiement (Ret.)	COL-TOR-QUE-BUF-PIT	47	21	27	48	96	4	1	3
	Mario Tremblay (Ret.)	MTL	40	19	29	48	73	5	0	3

OPPONENT TOP GOALIES

RK.	GOALTENDER	CLUB(S)	GP	MIN	GA	SO	GAA	W-L-T/OT
1.	Chris Osgood (Ret.)	DET-NYI-STL	16	958	24	3	1.50	12-4-0
2.	Patrick Lalime	PIT-OTT-BUF	20	1203	35	2	1.75	11-4-4
3.	Martin Brodeur	NJ	56	3270	113	8	2.07	35-146
4.	Dominik Hasek (Ret.)	CHI-BUF-DET-OTT	42	2486	91	1	2.20	23-15-4
5.	Mike Vernon (Ret.)	CGY-DET-SJ-FLA	21	1194	44	1	2.21	15-5-1
6.	Olaf Kolzig (Ret.)	WSH	49	2939	115	4	2.35	26-14-9
7.	Craig Billington (Ret.)	NJ-OTT-BOS-COL-WSH	16	839	33	1	2.36	9-2-3
8.	Nikolai Khabibulin	WPG-PHX-TB-CHI-EDM	19	1113	44	3	2.37	7-7-5
9.	Ed Belfour (Ret.)	CHI-DAL-TOR-FLA	24	1416	57	2	2.42	11-8-5
10.	Henrik Lundqvist	NYR	19	1155	47	1	2.44	10-8-1
11.	Mike Richter (Ret.)	NYR	38	2235	94	3	2.52	22-15-1
12.	Martin Biron	BUF-PHI-NYI	19	1065	45	1	2.54	10-4-3
13.	Richard Sevigny (Ret.)	MTL-QUE	17	945	40	0	2.54	11-3-1
14.	Roberto Luongo	NYI-FLA-VAN	27	1532	66	1	2.58	10-13-4
15.	Ryan Miller	BUF	20	1171	51	0	2.61	11-5-4
16.	Tim Thomas	BOS	19	1089	48	1	2.64	10-8-1
17.	Ron Tugnutt (Ret.)	QUE-OTT-PIT-CBJ-DAL	33	1834	81	0	2.65	13-11-6
18.	Patrick Roy (Ret.)	MTL-COL	63	3686	163	4	2.65	35-18-7
19.	Glen Hanlon (Ret.)	VAN-STL-NYR-DET	16	927	41	2	2.65	6-6-4
20.	Jocelyn Thibault (Ret.)	QUE-MTL-CHI-PIT	21	1226	55	0	2.69	7-12-1

YEAR-BY-YEAR REVIEW

Review of 2010-11 Season and Year-By-Year Franchise Records



2010-11 FINAL STANDINGS

EASTERN CONFERENCE

WESTERN CONFERENCE

SOUTHEAST DIVISION							
	GP	W	L	OT	GF	GA	PTS
WASHINGTON (1)	82	48	23	11	224	197	107
TAMPA BAY (5)	82	46	25	11	247	240	103
CAROLINA (9)	82	40	31	11	236	239	91
ATLANTA (12)	82	34	36	12	223	269	80
FLORIDA (15)	82	30	40	12	195	229	72

CENTRAL DIVISION							
	GP	W	L	OT	GF	GA	PTS
DETROIT (3)	82	47	25	10	261	241	104
NASHVILLE (5)	82	44	27	11	219	194	99
CHICAGO (8)	82	44	29	9	258	225	97
ST. LOUIS (11)	82	38	33	11	240	234	87
COLUMBUS (13)	82	34	35	13	215	258	81

NORTHEAST DIVISION							
	GP	W	L	OT	GF	GA	PTS
BOSTON (3)	82	46	25	11	246	195	103
MONTREAL (6)	82	44	30	8	216	209	96
BUFFALO (7)	82	43	29	10	245	229	96
TORONTO (10)	82	37	34	11	218	251	85
OTTAWA (13)	82	32	40	10	192	250	74

PACIFIC DIVISION							
	GP	W	L	OT	GF	GA	PTS
SAN JOSE (2)	82	48	25	9	248	213	105
ANAHEIM (4)	82	47	30	5	239	235	99
PHOENIX (6)	82	43	26	13	231	226	99
LOS ANGELES (7)	82	46	30	6	219	198	98
DALLAS (9)	82	42	29	11	227	233	95

ATLANTIC DIVISION							
	GP	W	L	OT	GF	GA	PTS
PHILADELPHIA (2)	82	47	23	12	259	223	106
PITTSBURGH (4)	82	49	25	8	238	199	106
NY RANGERS (8)	82	44	33	5	233	198	93
NEW JERSEY (11)	82	38	39	5	174	209	81
NY ISLANDERS (14)	82	30	39	13	229	264	73

NORTHWEST DIVISION							
	GP	W	L	OT	GF	GA	PTS
VANCOUVER (1)	82	54	19	9	262	185	117
CALGARY (10)	82	41	29	12	250	237	94
MINNESOTA (12)	82	39	35	8	206	233	86
COLORADO (14)	82	30	44	8	227	288	68
EDMONTON (15)	82	25	45	12	193	269	62

INDIVIDUAL SCORING LEADERS

PLAYER	TEAM	GP	G	A	PTS	+/-	PIM	PP	SH	GW	S	%
DANIEL SEDIN	VANCOUVER	82	41	63	104	30	32	18	0	10	266	15.4
MARTIN ST LOUIS	TAMPA BAY	82	31	68	99	0	12	4	0	7	254	12.2
COREY PERRY	ANAHEIM	82	50	48	98	9	104	14	4	11	290	17.2
HENRIK SEDIN	VANCOUVER	82	19	75	94	26	40	8	0	4	157	12.1
STEVEN STAMKOS	TAMPA BAY	82	45	46	91	3	74	17	0	8	272	16.5
JAROME IGINLA	CALGARY	82	43	43	86	0	40	14	0	6	289	14.9
ALEX OVECHKIN	WASHINGTON	79	32	53	85	24	41	7	0	11	367	8.7
TEEMU SELANNE	ANAHEIM	73	31	49	80	6	49	16	0	5	213	14.6
HENRIK ZETTERBERG	DETROIT	80	24	56	80	1-	40	10	0	3	306	7.8
BRAD RICHARDS	DALLAS	72	28	49	77	1	24	7	0	3	272	10.3
ERIC STAAL	CAROLINA	81	33	43	76	10-	72	12	3	8	296	11.1
JONATHAN TOEWS	CHICAGO	80	32	44	76	25	26	10	1	8	233	13.7
CLAUDE GIROUX	PHILADELPHIA	82	25	51	76	20	47	8	3	5	169	14.8
RYAN GETZLAF	ANAHEIM	67	19	57	76	14	35	7	0	4	117	16.2
RYAN KESLER	VANCOUVER	82	41	32	73	24	66	15	3	7	260	15.8
PATRICK MARLEAU	SAN JOSE	82	37	36	73	3-	16	11	2	9	279	13.3
THOMAS VANEK	BUFFALO	80	32	41	73	2	24	11	0	5	238	13.4
PATRICK KANE	CHICAGO	73	27	46	73	7	28	5	0	2	216	12.5
LOUI ERIKSSON	DALLAS	79	27	46	73	10	8	10	1	6	179	15.1
ANZE KOPITAR	LOS ANGELES	75	25	48	73	25	20	6	1	6	233	10.7
PATRICK SHARP	CHICAGO	74	34	37	71	1-	38	12	2	6	268	12.7
BOBBY RYAN	ANAHEIM	82	34	37	71	15	61	5	1	5	270	12.6
MIKE RIBEIRO	DALLAS	82	19	52	71	4-	28	7	0	4	161	11.8
JOE THORNTON	SAN JOSE	80	21	49	70	4	47	9	2	3	149	14.1
ALEX TANGUAY	CALGARY	79	22	47	69	0	24	3	0	2	120	18.3

GOALTENDING LEADERS (Minimum 25 GPI) *Indicates rookie

GOALTENDER	TEAM	GPI	MINS	GA	GAA
TIM THOMAS	BOSTON	57	3364	112	2.00
ROBERTO LUONGO	VANCOUVER	60	3590	126	2.11
PEKKA RINNE	NASHVILLE	64	3789	134	2.12
SEMYON VARLAMOV	WASHINGTON	27	1560	58	2.23
*CORY SCHNEIDER	VANCOUVER	25	1372	51	2.23

2011 STANLEY CUP PLAYOFFS

EASTERN CONFERENCE

Washington def. NY Rangers.....	4-1
Philadelphia def. Buffalo.....	4-2
Boston def. Montreal.....	4-3
Tampa Bay def. Pittsburgh.....	4-3
Tampa Bay def. Washington.....	4-0
Boston def. Philadelphia.....	4-3
Boston def. Tampa Bay.....	4-3

WESTERN CONFERENCE

Vancouver def. Chicago.....	4-3
San Jose def. Los Angeles.....	4-2
Detroit def. Phoenix.....	4-0
Nashville def. Anaheim.....	4-2
Vancouver def. Nashville.....	4-2
San Jose def. Detroit.....	4-3
Vancouver def. San Jose.....	4-1

Boston def. Vancouver 4-3 to win the Stanley Cup

2010-11 HURRICANES SCORING

POS	NO	PLAYER	GP	TOI	G	A	PTS	+/-	PIM	GOALS			SHOOTING	
										PP	SH	GW	S	PCTG
C	12	ERIC STAAL	81	21:56	33	43	76	10-	72	12	3	8	296	11.1
C	53	*JEFF SKINNER	82	16:43	31	32	63	3	46	6	0	2	215	14.4
R	15	TUOMO RUUTU	82	16:49	19	38	57	1	54	7	0	1	148	12.8
L	26	ERIK COLE	82	18:27	26	26	52	1-	49	3	1	9	201	12.9
L	36	JUSSI JOKINEN	70	17:13	19	33	52	3	24	8	0	1	136	14.0
D	77	JOE CORVO	82	24:46	11	29	40	14-	18	5	1	1	191	5.8
L	61	CORY STILLMAN	65	16:54	12	27	39	5	24	3	0	2	116	10.3
		(FLA)	44	15:55	7	16	23	3	20	1	0	1	81	17.3
		(CAR)	21	18:58	5	11	16	2	4	2	0	1	35	14.3
D	25	JONI PITKANEN	72	25:01	5	30	35	2-	60	1	0	1	144	3.5
R	59	CHAD LAROSE	82	16:00	16	15	31	21-	59	2	1	0	176	9.1
D	4	*JAMIE MCBAIN	76	19:06	7	23	30	8-	32	1	0	2	95	7.4
C	16	BRANDON SUTTER	82	16:50	14	15	29	13	25	1	0	3	145	9.7
R	39	PATRICK DWYER	80	12:34	8	10	18	6-	12	0	1	2	104	7.7
D	5	BRYAN ALLEN	72	18:19	4	13	17	1-	82	0	0	1	58	6.9
		(FLA)	53	19:12	4	8	12	5-	63	0	0	1	50	8.0
		(CAR)	19	15:50	0	5	5	4	19	0	0	0	8	.0
D	6	TIM GLEASON	82	20:57	2	14	16	11-	85	0	0	0	84	2.4
C	19	JIRI TLUSTY	57	9:51	6	6	12	1	14	0	0	0	53	11.3
D	44	JAY HARRISON	72	15:16	3	7	10	5	72	0	0	0	49	6.1
D	33	DEREK JOSLIN	34	15:15	2	7	9	5	10	1	0	1	34	5.9
		(SJ)	17	12:28	1	3	4	2-	8	0	0	0	11	9.1
		(CAR)	17	18:03	1	4	5	7	2	1	0	1	23	4.3
L	11	ZACH BOYCHUK	23	10:43	4	3	7	2-	4	1	0	1	44	9.1
C	22	*ZAC DALPE	15	7:56	3	1	4	0	0	0	0	1	16	18.8
R	20	TROY BODIE	59	6:49	1	3	4	7-	61	0	0	0	44	2.3
		(ANA)	9	9:43	0	1	1	3-	7	0	0	0	5	.0
		(CAR)	50	6:18	1	2	3	4-	54	0	0	0	39	2.6
C	18	*JON MATSUMOTO	13	7:04	2	0	2	4-	4	0	0	0	11	18.2
R	71	*JEROME SAMSON	23	6:51	0	2	2	0	0	0	0	0	28	.0
L	42	*BRETT SUTTER	5	8:55	0	1	1	1-	5	0	0	0	3	.0
		(CGY)	4	10:07	0	1	1	1-	5	0	0	0	3	.0
		(CAR)	1	4:09	0	0	0	0	0	0	0	0	0	.0
L	21	*DRAYSON BOWMAN	23	9:48	0	1	1	0	12	0	0	0	28	.0
G	30	CAM WARD	74	58:20	0	1	1	0	0	0	0	0	0	.0
D	28	BRYAN RODNEY	3	8:44	0	0	0	0	2	0	0	0	3	.0
G	60	*JUSTIN PETERS	12	54:01	0	0	0	0	4	0	0	0	0	.0

TRADED PLAYERS' CAROLINA TOTALS

D	33	ANTON BABCHUK	17	19:06	3	5	8	4-	12	1	0	1	45	6.7
D	27	BRETT CARSON	13	11:26	0	0	0	7	4	0	0	0	8	.0
C	29	RYAN CARTER	32	8:18	0	3	3	0	22	0	0	0	26	.0
R	29	TOM KOSTOPOULOS	17	11:17	1	3	4	1-	30	0	0	0	13	7.7
C	8	PATRICK O'SULLIVAN	10	8:51	1	0	1	1-	2	0	0	0	13	7.7
L	14	SERGEI SAMSONOV	58	14:09	10	16	26	0	12	4	0	0	87	11.5
D	7	IAN WHITE	39	19:18	0	10	10	4	12	0	0	0	53	.0

*Rookie

GOALTENDING

NO	GOALTENDER	GP	MINS	AVG	W	L	T	EN	SO	GA	SA	SV%	G	A	PIM
30	CAM WARD	74	4318	2.56	37	26	10	7	4	184	2375	.923	0	1	0
60	*JUSTIN PETERS	12	648	3.98	3	5	1	0	0	43	343	.875	0	0	4
	CAR TOTALS	82	4997	2.81	40	31	11	7	4	234	2725	.914			

*Rookie

STATISTICS

HURRICANES POWER PLAY

OVERALL:	55/346	(15.9%—24th in the NHL)
AT HOME:	32/181	(17.7%—19th in the NHL)
ON ROAD:	23/165	(13.9%—26th in the NHL)

HURRICANES SHORTHANDED

OVERALL:	221/272	(81.2%—20th in the NHL)
AT HOME:	113/134	(84.3%—8th in the NHL)
ON ROAD:	108/138	(78.3%—24th in the NHL)

HURRICANES BY PERIOD

	1st	2nd	3rd	OT	TOTALS
GOALS	71	68	86	6	231
SHOTS	827	824	821	45	2517

OPPONENTS BY PERIOD

	1st	2nd	3rd	OT	TOTALS
GOALS	75	68	85	6	234
SHOTS	885	940	838	62	2725

OPENING GAME ROSTER VS. MINNESOTA WILD

(Road 10/7/10 – at Hartwall Arena • Helsinki, Finland)

4	Jamie McBain	D
6	Tim Gleason	D
8	Patrick O'Sullivan (healthy extra)	C
12	Eric Staal	C
14	Sergei Samsonov (injured – neck)	LW
15	Tuomo Ruutu	LW
16	Brandon Sutter	C
19	Jiri Tlusty (injured – knee)	C
21	Drayson Bowman	LW
22	Zac Dalpe	C
24	Bobby Sanguinetti (healthy extra)	D
25	Joni Pitkanen	D
26	Erik Cole	RW
27	Brett Carson (healthy extra)	D
29	Tom Kostopoulos	RW
30	Cam Ward	G
31	Justin Pogge (healthy extra)	G
33	Anton Babchuk	D
36	Jussi Jokinen	LW
39	Patrick Dwyer	RW
44	Jay Harrison	D
53	Jeff Skinner	C
59	Chad LaRose	RW
60	Justin Peters	G
77	Joe Corvo	D

CLOSING GAME ROSTER VS. TAMPA BAY LIGHTNING

(Home 4/9/11)

4	Jamie McBain	D
5	Bryan Allen	D
6	Tim Gleason	D
12	Eric Staal	C
15	Tuomo Ruutu	LW
16	Brandon Sutter	C
19	Jiri Tlusty	C
20	Troy Bodie (healthy extra)	RW
21	Drayson Bowman	LW
25	Joni Pitkanen	D
26	Erik Cole	RW
30	Cam Ward	G
33	Derek Joslin	D
36	Jussi Jokinen	LW
39	Patrick Dwyer	RW
44	Jay Harrison (injured – upper body)	D
53	Jeff Skinner	C
59	Chad LaRose	RW
60	Justin Peters	G
61	Cory Stillman	LW
71	Jerome Samson	RW
77	Joe Corvo	D

REGULAR SEASON OFFENSIVE PROFICIENCY

* does not include goals awarded for shootout wins

WHEN CANES SCORE:	GP	W-L-OT	PTS
No Goals	4	0-4-0	0
One Goal	13	1-9-3	5
Two Goals	25	6-16-3	15
Three Goals	12	7-2-3	17
Four Goals	17	15-1-1	29
Five Or More Goals	11	11-0-0	22
Totals	82	40-31-11	91

REGULAR SEASON DEFENSIVE PROFICIENCY

* does not include goals awarded to opponents in shootout losses

WHEN CANES ALLOW:	GP	W-L-OT	PTS
No Goals	4	4-0-0	8
One Goal	11	10-0-1	21
Two Goals	18	13-2-3	29
Three Goals	29	10-15-4	24
Four Goals	10	2-5-3	7
Five Or More Goals	10	1-9-0	2
Totals	82	40-31-11	91

OT GOALS, HAT TRICKS, SHUTOUTS AND PENALTY SHOTS

OVERTIME GOALS

Anton Babchuk	10/23/10	in a 4-3 win at Phoenix
Brandon Sutter	12/3/10	in a 2-1 win vs. Colorado
Bryan Allen	1/3/11	in a 4-3 loss vs. Florida
Mats Zuccarello	1/5/11	in a 2-1 loss at NY Rangers
Erik Cole	1/9/11	in a 4-3 win vs. Atlanta
Erik Cole	2/5/11	in a 4-3 win vs. Atlanta
Mattias Tedenby	2/8/11	in a 3-2 loss at New Jersey
Marc-Andre Bergeron	2/12/11	in a 4-3 loss at Tampa Bay
Jamie McBain	3/3/11	in a 3-2 win vs. Buffalo
Tim Stapleton	3/9/11	in a 3-2 loss vs. Atlanta
Joni Pitkanen	3/18/11	in a 3-2 win vs. NY Islanders
Marc-Andre Gragnani	4/3/11	in a 2-1 loss vs. Buffalo

HAT TRICKS (Number in NHL Career/Number with the Hurricanes)

Jeff Carter	11/11/10	in a 8-1 PHI win at Carolina
Eric Staal (11/11)	11/17/10	in a 7-1 win vs. Ottawa
Eric Staal (12/12)	12/18/10	in a 4-2 win vs. Anaheim
Zdeno Chara	1/17/11	in a 7-0 BOS win at Boston

SHUTOUTS (Number in NHL Career/Number with the Hurricanes)

Michal Neuvirth	10/27/10	in a 3-0 WSH win at Carolina
Brent Johnson	10/30/10	in a 3-0 PIT win at Carolina
Cam Ward (13/13)	11/26/10	in a 3-0 win at Boston
Cam Ward (14/14)	12/29/10	in a 4-0 win at Ottawa
Tim Thomas	1/17/11	in a 7-0 BOS win at Boston
James Reimer	2/3/11	in a 3-0 TOR win at Toronto
Cam Ward (15/15)	3/15/11	in a 1-0 win at Buffalo
Cam Ward (16/16)	4/6/11	in a 3-0 win vs. Detroit

PENALTY SHOTS

Tom Kostopoulos	11/9/10	in a 7-1 Carolina win vs. EDM (unsuccessful vs. Dubnyk)
Sean Bergenheim	12/20/10	in a 5-1 Carolina loss at TB (unsuccessful vs. Ward)
Chad LaRose	3/29/11	in a 3-2 Carolina SO win at WSH (unsuccessful vs. Varlamov)

RECORD BY OPPONENT

OPPONENT	GP	W-L-OT	PTS	GF	GA
Anaheim	1	1-0-0	2	4	2
Atlanta	6	5-0-1	11	21	14
Boston	4	1-3-0	2	7	13
Buffalo	4	2-1-1	5	7	7
Calgary	1	1-0-0	2	5	5
Chicago	1	0-1-0	0	2	5
Colorado	1	1-0-0	2	2	1
Columbus	1	0-1-0	0	2	3
Dallas	2	0-1-1	1	2	5
Detroit	1	1-0-0	2	3	0
Edmonton	1	1-0-0	2	7	1
Florida	6	4-1-1	9	21	20
Los Angeles	1	0-1-0	0	3	4
Minnesota	2	2-0-0	4	5	4
Montreal	4	1-3-0	2	13	16
Nashville	2	0-1-1	1	3	6
New Jersey	4	1-2-1	3	11	13
NY Islanders	4	4-0-0	8	18	8
NY Rangers	4	2-0-2	6	12	9
Ottawa	4	3-1-0	6	17	7
Philadelphia	4	1-3-0	2	7	15
Phoenix	1	1-0-0	2	4	3
Pittsburgh	4	1-2-1	3	10	11
San Jose	1	1-0-0	2	5	2
St. Louis	1	1-0-0	2	1	1
Tampa Bay	6	2-3-1	5	18	26
Toronto	4	2-2-0	4	11	13
Vancouver	1	0-1-0	0	1	5
Washington	6	1-4-1	3	9	15
Totals	82	40-31-11	91	231	234

*GF/GA totals do not include goals awarded for shootout wins

DECISION BREAKDOWN

	GP	W	L
One Goal	48	22	26
Two Goal	8	6	2
Three Goal	14	6	8
Four Goal	5	2	3
Five Goal	3	2	1
Six Goal	2	2	0
Seven Goal	2	0	2
Totals	82	40	42*
*Includes overtime/shootout losses			
Ties	0		
4-on-4 Overtime	12	6	6
Shootout	10	5	5
Overtime/Shootout	22	11	11

HIGHS AND LOWS

STREAK	2010-11 SEASON	CAROLINA RECORD	FRANCHISE RECORD
Winning	4 – 12/11-18	9 – 10/22/05-11/11/05 9 – 12/31/05-1/19/06 9 – 3/18/09-4/7/09: 9-0-0	9 – 10/22-11/11, 2005 9 – 12/31, 2005-1/19, 2006 9 – 3/18/09-4/7/09: 9-0-0
Unbeaten	4 – 12/11-18	9 – 12/31/00-1/18/01: 7-0-2-0 9 – 10/22/05-11/11/05: 9-0-0 9 – 12/31/05-1/19/06: 9-0-0 9 – 3/18/09-4/7/09: 9-0-0	10 – 1/20-2/10, 1982: 6-0-4
Points Earned	8 – 12/28-1/11	12 – 10/12/05-11/11/05	12 – 10/12/05-11/11/05
Losing	3 – 12/20-26	7 – 10/28/09-11/11/09	9 – 2/19/83-3/8/83
Winless	4 – 3/4-12	14 – 10/10/09-11/13/09: 0-10-4	14 – 1/4/92-2/9/92: 0-8-6 14 – 10/10/09-11/13/09: 0-10-4
Winning, Home	3 – 11/3-9 3 – 1/9-15 3 – 2/25-3/3	12 – 2/20/09-4/7/09	12 – 2/20/09-4/7/09
Unbeaten, Home	3 – 11/3-9 3 – 1/9-15 3 – 2/25-3/3	12 – 2/20/09-4/7/09: 12-0-0	12 – 2/20/09-4/7/09: 12-0-0
Points Earned, Home	5 – 1/1-15 5 – 2/22-3/9	15 – 12/13/05-1/28/06: 14-0-1	15 – 12/13/05-1/28/06: 14-0-1
Losing, Home	2 – 10/27-30 2 – 11/24-29 2 – 12/23-26	7 – 12/27/02-1/20/03: 0-6-0-1	7 – 12/27/02-1/20/03: 0-6-0-1
Winless, Home	3 – 11/20-29 3 – 3/9-16	9 – 1/17/02-3/18/02: 0-1-8-0	13 – 1/15/85-3/10/85: 0-11-2
Winning, Road	5 – 3/15-4/8	5 – 3x, m.r., 3/15/11-4/8/11: 5-0-0	6 – 11/10/90-12/7/90
Unbeaten, Road	5 – 3/15-4/8	5 – 4x, m.r., 3/15/11-4/8/11: 5-0-0	8 – 11/11/96-12/5/96: 4-0-4
Points Earned, Road	5 – 3/15-4/8		
Losing, Road	4 – 2/16-3/11	9 – 1/8/03-2/11/03: 0-7-0-2	13 – 12/18/82-2/5/83
Winless, Road	4 – 11/1-19 4 – 2/3-2/12 4 – 2/16-3/11	15 – 1/7/03-3/2/03: 0-11-2-2	15 – 11/11/79-1/9/80: 0-11-4 15 – 1/7/03-3/2/03: 0-11-2-2

SINGLE-GAME HIGHS	2010-11 SEASON	CAROLINA RECORD	FRANCHISE RECORD
Goals	7 – 3x, m.r., 11/17 vs. OTT	9 – 3/7/09 at TB and 4/7/09 vs. NYI	11 – 3x, m.r., 1/17/86 vs. QUE
Goals allowed	8 – 11/11 vs. PHI	9 – 11/25/05 vs. ATL	12 – 2/1/83 at QUE
Win margin	6 – 2x, m.r., 11/17 vs. OTT	9 – 4/7/09 vs. NYI	11 – 2/12/84 vs. EDM
Loss margin	7 – 2x, m.r., 1/17 at BOS	9 – 11/25/05 vs. ATL	9 – 3x, m.r., 11/12/05 vs. ATL
Shots	45 – 1/18 vs. BOS	57 – 4/7/09 vs. NYI	65 – 3/15/84 vs. TOR
Shots allowed	50 – 11/5 at FLA	60 – 10/25/08 at NYI	60 – 10/25/08 at NYI
Shots, both teams	81 – 2x, m.r., 11/5 at FLA		95 – 3/21/82 at PHI
Fewest shots	17 – 2/13 at ATL	10 – 1/3/99 at MTL	10 – 1/30/99 at MTL
Fewest shots allowed	19 – 2x, m.r. 4/8 at ATL	10 – 2x, m.r., 3/26/07 vs. WSH	10 – 2x, m.r., 3/26/07 vs. WSH
Fewest shots, both teams	49 – 4x, m.r., 3/4 at CHI		33 – 11/20/93 vs. SJ
Most PP goals	4 – 1/15 vs. TB	5 – 11/29/02 vs. DET and 3/28/08 vs. ATL	5 – 11/29/02 vs. DET and 3/28/08 vs. ATL
Most PP goals allowed	3 – 11/13 at MTL	5 – 2x, m.r., 10/26/07 vs. MTL	5 – 2x, m.r., 10/26/07 vs. MTL
Most SH goals	1 – 7x, m.r., 4/2 at NYI	3 – 4/7/06 at WSH	3 – 4/7/06 at WSH

SINGLE-PERIOD HIGHS	2010-11 SEASON	CAROLINA RECORD	FRANCHISE RECORD
Goals	4 – 4x, m.r., 1/24 vs. TOR, 3rd	6 – 2x, m.r., 3/7/09 at TB, 2nd	7 – 2x, m.r., 10/19/85 vs. MTL, 1st
Goals allowed	4 – 11/11 vs. PHI, 3rd	6 – 2x, m.r., 2/10/07 at MIN, 1st	7 – 12/6/82 at MTL, 3rd
Shots	19 – 4x, 1/18 vs. BOS, 2nd	24 – 3x, m.r., 4/7/09 vs. NYI, 3rd	32 – 3/15/84 vs. TOR, 2nd
Shots allowed	22 – 3/15 at BUF, 1st	24 – 2x, m.r., 10/24/05 vs. OTT, 3rd	28 – 1/30/82 vs. BOS, 3rd
Shots, both teams	35 – 3/15 at BUF, 1st	39 – 12/10/01 at NYR, 2nd	41 – 2x, m.r., 2/25/84 vs. PHI, 1st
Fewest shots	2 – 12/20 at TB, 2nd	0 – 2x, m.r., 3/6/06 at NYR, 3rd	0 – 4x, m.r., 3/6/06 at NYR, 3rd
Fewest shots allowed	3 – 3/25 at TB, 2nd	0 – 2/3/04 at COL, 3rd	0 – 4x, m.r., 2/3/04 at COL, 3rd
Fewest shots, both teams	8 – 11/20 vs. NSH, 1st	7 – 3x, m.r., 12/4/98 vs. PIT, 1st	6 – 3/28/89 at BUF, 1st

INDIVIDUAL HIGH ANDS LOWS

STREAK	2010-11 SEASON	CAROLINA RECORD	FRANCHISE RECORD
Goals	3 – Erik Cole; 1/7-11: 4g, 0a	6 – 2x, m.r., Ray Sheppard; 11/14/98-11/25/98	9 – Pierre Larouche; 1/25/82-2/13/82
Assists	5 – Joe Corvo; 1/18-1/26: 1g, 5a	8 – 2x, m.r., Matt Cullen; 10/22/07-11/8/07	10 – Dave Keon; 11/1779-12/7/79
Points	8 – Eric Staal; 1/1-15: 4g, 6a	11 – 2x, m.r., Eric Staal; 1/16/10-2/5/10: 10g, 7a	18 – Mike Rogers; 11/22/80-1/2/81: 19g, 20a
IND. HIGHS, GAME	2010-11 SEASON	CAROLINA RECORD	FRANCHISE RECORD
Goals	3 – 2x, m.r., Eric Staal; 12/18 vs. ANA	4 – Eric Staal; 3/7/08 at TB	4 – 3x, m.r., Eric Staal; 3/7/09 at TB
Assists	4 – Eric Staal; 11/9 vs. EDM	4 – 8x, m.r., Eric Staal; 11/9/10 vs. EDM	6 – Ron Francis; 3/5/87 vs. BOS
Points	5 – Eric Staal; 11/17 vs. OTT: 3g, 2a	6 – Eric Staal; 3/7/09 at TB: 4g, 2a	6 – 4x, m.r., Eric Staal; 3/7/09 at TB: 4g, 2a
PIMs	17 – Tim Gleason; 1/24 vs. TOR	26 – Enrico Ciccone; 10/20/97 at NYR 26 – Eric Staal; 10/23/09 at COL	42 – 2x, m.r., Nick Kypreos; 12/11/92 at BUF
Shots	10 – 2x, m.r., Eric Staal; 1/26 at NYI	12 – Eric Staal; 3/28/08 vs. ATL	n/a
IND. HIGHS, PERIOD	2010-11 SEASON	CAROLINA RECORD	FRANCHISE RECORD
Goals	2 – 11x, m.r., Jeff Skinner; 3/30 vs. MTL, 1st	3 – 5x, m.r., Eric Staal; 12/26/08 at ATL, 3rd	3 – 5x, m.r., Eric Staal; 12/26/08 at ATL, 3rd
Assists	3 – 2x, m.r., Eric Staal; 11/17 vs. OTT, 1st	3 – 10x, m.r., Eric Staal; 11/17/10 vs. OTT, 1st	n/a
Points	3 – 2x, m.r., Eric Staal; 11/17 vs. OTT, 1st	4 – 2x, m.r., Eric Staal; 3/7/09 at TB, 2nd	n/a
PIMs	17 – Tim Gleason; 1/24 vs. TOR, 1st	24 – 2x, Eric Staal; 10/23/09 at COL, 3rd	n/a
Shots	7 – Eric Staal; 3/16 vs. TOR, 3rd	7 – Eric Staal; 3/16/11 vs. TOR, 3rd	n/a
GOALTENDING HIGHS	2010-11 SEASON	CAROLINA RECORD	FRANCHISE RECORD
Saves, Game	45 – Cam Ward; 12/16 at ATL	57 – Cam Ward; 10/25/08 at NYI	57 – Cam Ward; 10/25/08 at NYI
Saves, Period	22 – Cam Ward; 2/15 at BUF, 1st	24 – Martin Gerber; 10/24/05 vs. OTT, 3rd	24 – Martin Gerber; 10/24/05 vs. OTT, 3rd
Win Streak	3 – 3x, m.r., Cam Ward; 3/29-4/2	9 – Cam Ward; 3/18/09-4/7/09	9 – Cam Ward; 3/18/09-4/7/09
Unbeaten Streak	3 – 3x, m.r., Cam Ward; 3/29-4/2	9 – Arturs Irbe; 12/31/00-1/18/01 and Cam Ward: 3/18/09-4/7/09	9 – Arturs Irbe; 12/31/00-1/18/01 and Cam Ward: 3/18/09-4/7/09
Losing Streak	2 – 4x, m.r., Cam Ward; 2/1-3	11 – Kevin Weekes; 12/27/02-2/11/03	11 – Kevin Weekes; 12/27/02-2/11/03
Consecutive Starts in a Single Season	24 – Cam Ward; 1/11-3/3	40 – Arturs Irbe; 11/4/00-2/7/01: 21-15-3	40 – Arturs Irbe; 11/4/00-2/7/01: 21-15-3

RESULTS

NO.	DATE	GAME	RESULT	REC.	PTS	GF	GA	PP	PK	SF	SA	ATT	GOALIE	GW
1	Oct. 7	at MIN	W, 4-3	1-0-0	2	4	3	2-5	3-5	31	29	12,355	Ward	Sutter
2	Oct. 8	vs. MIN	W, 2-1 (SO)	2-0-0	4	6	4	0-5	4-5	37	42	13,465	Ward	(Skinner)
3	Oct. 14	at OTT	L, 2-3	2-1-0	4	8	7	1-4	3-4	24	39	16,270	Ward	Fisher
4	Oct. 17	at VAN	L, 1-5	2-2-0	4	9	12	0-6	3-5	33	28	18,860	Ward	Raymond
5	Oct. 19	at SJ	W, 5-2	3-2-0	6	14	14	0-4	4-5	31	43	17,562	Ward	Dwyer
6	Oct. 20	at LA	L, 3-4	3-3-0	6	17	18	0-3	4-4	30	27	17,769	Peters	Loktionov
7	Oct. 23	at PHX	W, 4-3 (OT)	4-3-0	8	21	21	1-4	2-2	41	39	8,189	Ward	Babchuk
8	Oct. 27	vs. WSH	L, 0-3	4-4-0	8	21	24	0-5	3-3	29	33	18,680	Ward	Hendricks
9	Oct. 29	at NYR	W, 4-3	5-4-0	10	25	27	2-4	3-5	38	43	17,819	Ward	Cole
10	Oct. 30	vs. PIT	L, 0-3	5-5-0	10	25	30	0-7	2-2	33	31	18,680	Ward	Dupuis
11	Nov. 1	at PHI	L, 2-3	5-6-0	10	27	33	0-3	4-5	28	37	19,038	Peters	Hartnell
12	Nov. 3	vs. NYI	W, 7-2	6-6-0	12	34	35	1-4	3-4	32	33	13,043	Ward	Staal
13	Nov. 5	at FLA	L, 4-7	6-7-0	12	38	42	0-7	2-2	31	50	14,761	Ward	Reasoner
14	Nov. 6	vs. FLA	W, 3-2	7-7-0	14	41	44	1-5	2-2	29	20	17,704	Ward	Staal
15	Nov. 9	vs. EDM	W, 7-1	8-7-0	16	48	45	3-7	4-4	42	22	11,890	Ward	Cole
16	Nov. 11	vs. PHI	L, 1-8	8-8-0	16	49	53	0-4	0-2	36	26	14,719	Ward/Peters	Carter
17	Nov. 13	at MTL	L, 2-7	8-9-0	16	51	60	1-6	3-6	30	33	21,273	Ward/Peters	Gionta
18	Nov. 17	vs. OTT	W, 7-1	9-9-0	18	58	61	2-6	2-3	28	24	12,938	Ward	Staal
19	Nov. 19	at PIT	OT, 4-5 (SO)	9-9-1	19	62	66	0-2	1-2	34	36	18,264	Peters	(Letang)
20	Nov. 20	vs. NSH	OT, 1-2 (SO)	9-9-2	20	63	68	0-3	3-3	22	27	15,384	Ward	(Erat)
21	Nov. 24	vs. WSH	L, 2-3	9-10-2	20	65	71	1-4	3-4	32	38	15,200	Peters	Laich
22	Nov. 26	at BOS	W, 3-0	10-10-2	22	68	71	3-3	4-4	21	37	17,565	Ward	Skinner
23	Nov. 28	at WSH	OT, 2-3 (SO)	10-10-3	23	70	74	0-3	1-1	28	40	18,398	Ward	(Ovechkin)
24	Nov. 29	vs. DAL	L, 1-4	10-11-3	23	71	78	0-4	3-3	28	33	15,382	Ward	Ott
25	Dec. 3	vs. COL	W, 2-1 (OT)	11-11-3	25	73	79	0-2	3-3	30	35	16,277	Ward	Sutter
26	Dec. 4	at NSH	L, 2-5	11-12-3	25	75	84	0-4	1-1	30	39	15,016	Ward	Goc
27	Dec. 10	at DAL	OT, 1-2 (SO)	11-12-4	26	76	86	0-5	4-4	23	29	13,012	Ward	(Richards)
28	Dec. 11	at STL	W, 2-1 (SO)	12-12-4	28	78	87	0-2	4-5	29	39	19,150	Ward	(Jokinen)
29	Dec. 15	at FLA	W, 4-3	13-12-4	30	82	90	1-4	2-3	34	27	14,651	Ward/Peters	Ruutu
30	Dec. 16	at ATL	W, 3-2 (SO)	14-12-4	32	85	92	0-2	3-4	29	47	11,043	Ward	(Samsonov)
31	Dec. 18	vs. ANA	W, 4-2	15-12-4	34	89	94	2-3	6-7	32	45	16,603	Ward	Staal
32	Dec. 20	at TB	L, 1-5	15-13-4	34	90	99	1-5	1-3	22	34	17,210	Peters	St. Louis
33	Dec. 23	vs. MTL	L, 2-3	15-14-4	34	92	102	0-3	3-5	24	29	16,981	Ward	Picard
34	Dec. 26	vs. WSH	L, 2-3	15-15-4	34	94	105	0-4	2-2	35	30	10,477	Ward	Ovechkin
35	Dec. 28	at TOR	W, 4-3	16-15-4	36	98	108	1-3	6-8	27	37	19,309	Ward	Dwyer
36	Dec. 29	at OTT	W, 4-0	17-15-4	38	102	108	1-3	3-3	31	37	20,221	Ward	Boychuk
37	Jan. 1	vs. NJ	W, 6-3	18-15-4	40	108	111	3-6	1-1	25	28	16,107	Ward	Dalpe
38	Jan. 3	vs. FLA	OT, 3-4 (OT)	18-15-5	41	111	115	0-3	1-1	37	28	16,637	Ward	Allen
39	Jan. 5	at NYR	OT, 1-2 (OT)	18-15-6	42	112	117	0-3	3-3	32	35	18,200	Ward	Zuccarello
40	Jan. 7	at FLA	W, 5-3	19-15-6	44	117	120	0-3	3-3	35	35	14,262	Peters	Cole
41	Jan. 9	vs. ATL	W, 4-3 (OT)	20-15-6	46	121	123	2-4	2-4	34	28	17,907	Peters	Cole
42	Jan. 11	vs. CGY	W, 6-5 (SO)	21-15-6	48	127	128	0-5	2-2	30	32	10,096	Ward	(Skinner)
43	Jan. 13	at BUF	L, 2-3	21-16-6	48	129	131	1-3	1-2	29	35	18,276	Ward	Stafford
44	Jan. 15	vs. TB	W, 6-4	22-16-6	50	135	135	4-5	5-5	31	34	18,680	Ward	Staal
45	Jan. 17	at BOS	L, 0-7	22-17-6	50	135	142	0-5	3-5	31	38	17,565	Ward/Peters	Stuart
46	Jan. 18	vs. BOS	L, 2-3	22-18-6	50	137	145	1-5	4-6	45	28	17,419	Ward	Lucic
47	Jan. 20	vs. NYR	W, 4-1	23-18-6	52	141	146	1-2	2-2	39	40	15,861	Ward	Jokinen
48	Jan. 22	at PIT	L, 2-3	23-19-6	52	143	149	0-5	3-4	26	31	18,305	Ward	Dupuis
49	Jan. 24	vs. TOR	W, 6-4	24-19-6	54	149	153	2-7	6-7	28	30	16,201	Ward	Skinner
50	Jan. 26	at NYI	W, 4-2	25-19-6	56	153	155	0-4	2-2	31	25	4,976	Ward	Staal
51	Feb. 1	vs. BOS	L, 2-3	25-20-6	56	155	158	1-4	0-0	26	33	18,126	Ward	Bergeron
52	Feb. 3	at TOR	L, 0-3	25-21-6	56	155	161	0-3	3-3	27	41	19,220	Ward	MacArthur
53	Feb. 5	vs. ATL	W, 4-3 (OT)	26-21-6	58	159	164	1-6	6-6	37	37	16,874	Ward	Cole
54	Feb. 8	at NJ	OT, 2-3 (OT)	26-21-7	59	161	167	2-3	0-0	22	34	12,126	Ward	Tedenby
55	Feb. 10	at PHI	L, 1-2	26-22-7	59	162	169	0-5	4-6	32	25	19,726	Ward	Briere
56	Feb. 12	at TB	OT, 3-4 (OT)	26-22-8	60	165	173	1-8	4-5	34	41	19,910	Ward	Bergeron
57	Feb. 13	at ATL	W, 3-2	27-22-8	62	168	175	0-3	2-2	17	43	13,032	Ward	Cole
58	Feb. 16	at NJ	L, 2-3	27-23-8	62	170	178	0-2	2-2	27	22	14,445	Ward	Elias
59	Feb. 18	vs. PHI	W, 3-2	28-23-8	64	173	180	0-7	3-3	29	23	18,726	Ward	Cole
60	Feb. 19	vs. NJ	L, 1-4	28-24-8	64	174	184	0-3	3-3	25	25	17,890	Ward	Tallinder
61	Feb. 22	vs. NYR	OT, 3-4 (SO)	28-24-9	65	177	188	0-3	3-4	33	46	17,932	Ward	(Wolski)

NO.	DATE	GAME	RESULT	REC.	PTS	GF	GA	PP	PK	SF	SA	ATT	GOALIE	GW
62	Feb. 25	vs. PIT	W, 4-1	29-24-9	67	181	189	1-4	3-3	21	34	18,719	Ward	Corvo
63	Feb. 26	at MTL	L, 3-4	29-25-9	67	184	193	0-4	0-1	31	27	21,273	Ward	Kostitsyn
64	March 1	vs. FLA	W, 2-1	30-25-9	69	186	194	1-2	1-1	22	42	16,252	Ward	Staal
65	March 3	vs. BUF	W, 3-2 (OT)	31-25-9	71	189	196	0-2	5-5	24	29	15,213	Ward	McBain
66	March 4	at CHI	L, 2-5	31-26-9	71	191	201	0-2	2-2	20	29	21,830	Peters	Johnson
67	March 9	vs. ATL	OT, 2-3 (OT)	31-26-10	72	193	204	0-3	1-2	37	29	16,126	Ward	Stapleton
68	March 11	at WSH	L, 1-2	31-27-10	72	194	206	0-5	2-2	41	26	18,398	Ward	Hendricks
69	March 12	vs. CBJ	L, 2-3	31-28-10	72	196	209	0-9	5-5	31	28	18,680	Ward	MacKenzie
70	March 15	at BUF	W, 1-0	32-28-10	74	197	209	0-5	3-3	33	40	18,690	Ward	Sutter
71	March 16	vs. TOR	L, 1-3	32-29-10	74	198	212	1-5	1-3	37	19	15,220	Ward	Phaneuf
72	March 18	vs. NYI	W, 3-2 (OT)	33-29-10	76	201	214	0-2	4-4	35	37	17,686	Ward	Pitkanen
73	March 22	vs. OTT	W, 4-3	34-29-10	78	205	217	0-3	4-4	24	39	16,189	Ward	Stillman
74	March 25	at TB	W, 4-3	35-29-10	80	209	220	2-6	3-5	39	21	16,656	Ward	Staal
75	March 26	vs. TB	L, 2-4	35-30-10	80	211	224	1-3	1-2	35	32	17,264	Ward	Moore
76	March 29	at WSH	W, 3-2 (SO)	36-30-10	82	214	226	1-5	3-3	26	40	18,398	Ward	(Skinner)
77	March 30	vs. MTL	W, 6-2	37-30-10	84	220	228	1-4	1-3	35	40	18,701	Ward	McBain
78	April 2	at NYI	W, 4-2	38-30-10	86	224	230	0-3	4-4	26	31	16,250	Ward	Cole
79	April 3	vs. BUF	OT, 1-2 (OT)	38-30-11	87	225	232	0-6	2-2	36	31	18,740	Ward	Gagnani
80	April 6	vs. DET	W, 3-0	39-30-11	89	228	232	1-4	3-3	32	42	17,602	Ward	Joslin
81	April 8	at ATL	W, 6-1	40-30-11	91	234	233	2-7	1-1	32	19	14,652	Ward	Cole
82	April 9	vs. TB	L, 2-6	40-31-11	91	236	239	1-7	1-1	44	35	17,805	Ward	Stamkos

RBC CENTER

ARENA CAPACITY: 18,680



2010-11

	HOME ATT.
ATT. TOTALS	656,611
ATT. AVG.	16,415
NO. OF GAMES	40
PCT. OF CAPACITY	87.9%
NO. OF SELLOUTS	8

RECORD BY MONTH

MONTH	GP	W	L	OT	PTS	GF*	GA*
October	10	5	5	0	10	24	30
November	14	5	6	3	13	46	45
December	12	7	4	1	15	29	29
January	14	8	4	2	18	50	47
February	13	4	6	3	11	31	37
March	14	8	5	1	17	35	35
April	5	3	1	1	7	16	11
TOTALS	82	40	31	11	91	231	234

RECORD BY DIVISION AND CONFERENCE

DIVISION	GP	W	L	OT	PTS	GF*	GA*
vs. Northeast	20	9	10	1	19	55	56
vs. Atlantic	20	9	7	4	22	58	56
vs. Southeast	24	12	8	4	28	69	75
vs. Central	6	2	3	1	5	11	15
vs. Pacific	6	3	2	1	7	18	16
vs. Northwest	6	5	1	0	10	20	16
CONFERENCE							
vs. Eastern	64	30	25	9	69	182	187
vs. Western	18	10	6	2	22	49	47

HOME AND ROAD RECORD

	GP	W	L	OT	PTS	GF*	GA*
Overall Record	82	40	31	11	91	231	234
Record at Home	41	22	14	5	49	124	112
Record on Road	41	18	17	6	42	107	122

*Does not include goals awarded for shootout wins

GAME BY GAME

Date	Opp.	MCBAIN #4	ALLEN #5	GLEASON #6	WHITE #7	O'SULLIVAN #8	BOYCHUK #11	STAAL #12	SAMSONOV #14	RUUTU #15
7-Oct	at MIN	0-1 0/1 18:39	-	0-1 1/2 21:47	-	0-0 1/0 9:31	MIN	0-0 3/0 19:14	INJ	0-0 4/-1 17:52
8-Oct	vs. MIN	0-0 2/0 22:43	-	0-0 1/0 22:11	-	0-0 2/0 9:13	MIN	0-0 7/0 25:18	INJ	1-0 4/1 15:46
14-Oct	at OTT	0-0 1/0 21:54	-	0-0 0/0 19:59	-	DND	MIN	1-1 2/1 19:50	1-0 2/0 10:40	0-0 2/-1 14:49
17-Oct	at VAN	0-0 1/0 14:55	-	0-0 1/2 22:04	-	1-0 3/1 13:58	MIN	0-0 5/-1 20:44	0-0 0/0 11:36	0-1 0/-1 15:29
19-Oct	at SJ	0-1 1/2 18:27	-	0-1 1/1 21:55	-	0-0 4/0 10:45	MIN	1-1 1/1 22:12	DND	0-0 1/1 14:16
20-Oct	at LA	0-0 0/1 16:23	-	0-0 1/2 22:16	-	0-0 1/2 13:14	MIN	1-1 3/0 22:18	DND	0-0 2/0 18:36
23-Oct	at PHX	0-0 1/-1 19:21	-	0-0 2/0 19:41	-	DND	MIN	0-0 4/-1 22:14	1-0 1/1 15:05	0-0 4/-1 18:01
27-Oct	vs. WSH	0-0 1/-1 20:28	-	0-0 2/-1 16:47	-	DND	MIN	0-0 6/-2 21:30	0-0 2/-2 17:03	0-0 1/-1 16:57
29-Oct	at NYR	0-1 4/0 17:08	-	0-0 0/0 21:07	-	0-0 0/0 5:11	MIN	0-1 4/0 19:41	0-0 5/0 14:55	1-2 6/1 16:35
30-Oct	vs. PIT	0-0 0/-2 19:50	-	0-0 1/0 19:22	-	0-0 1/0 7:31	MIN	0-0 2/-1 23:32	0-0 4/-1 16:14	0-0 1/-2 14:39
1-Nov	at PHI	0-0 0/1 19:35	-	0-0 1/0 22:17	-	DND	MIN	0-0 6/0 22:04	0-0 0/0 13:26	0-1 2/2 16:13
3-Nov	vs. NYI	0-0 0/1 22:03	-	0-0 0/1 24:39	-	DND	MIN	1-1 (W) 2/2 19:41	0-3 1/3 12:14	0-0 0/-1 13:40
5-Nov	at FLA	0-0 3/0 16:29	-	1-0 1/-1 22:49	-	DND	MIN	0-0 1/-3 24:20	1-0 2/-1 12:09	1-0 2/0 18:31
6-Nov	vs. FLA	0-0 0/2 18:32	-	0-0 1/0 23:07	-	DND	MIN	2-0 (W) 7/0 21:56	0-1 2/1 19:34	0-1 0/0 17:12
9-Nov	vs. EDM	0-0 0/2 18:09	-	0-0 0/0 17:48	-	0-0 2/0 15:49	MIN	0-4 8/2 15:49	1-0 1/2 13:26	0-1 3/0 13:41
11-Nov	vs. PHI	0-0 1/-1 18:40	-	0-0 2/-1 17:52	-	DND	MIN	0-0 4/-1 21:00	0-0 3/0 19:17	0-0 2/-4 18:41
13-Nov	at MTL	0-0 2/0 16:27	-	0-0 1/-1 17:21	-	DND	MIN	0-2 2/-2 19:42	0-0 1/-3 14:06	0-0 0/-1 14:58
17-Nov	vs. OTT	0-1 2/1 22:47	-	1-1 3/2 17:20	DND	0-0 0/0 7:28	MIN	3-2 (W) 6/4 17:35	0-2 2/3 14:19	1-0 2/1 16:29
19-Nov	at PIT	0-1 1/1 13:39	-	0-0 2/0 22:24	0-1 2/1 27:36	0-0 0/0 5:27	MIN	0-1 3/0 24:39	0-0 2/-1 21:18	0-1 1/-1 17:15
20-Nov	vs. NSH	0-0 0/1 13:29	-	0-0 1/0 23:42	0-0 0/-1 25:41	0-0 1/0 6:18	MIN	0-0 2/-1 21:49	0-0 4/-1 18:37	0-1 0/1 15:50
24-Nov	vs. WSH	0-0 2/0 13:44	-	0-0 1/-1 20:12	0-1 1/1 19:18	Claimed by MIN	MIN	1-0 5/0 24:37	1-0 1/1 18:50	0-1 3/0 15:22
26-Nov	at BOS	0-0 0/0 12:25	-	0-0 0/0 21:07	0-1 1/0 21:17	-	MIN	0-1 1/0 19:07	0-0 0/0 18:21	1-1 1/0 13:04
28-Nov	at WSH	0-0 0/0 13:54	-	0-0 2/-1 21:59	0-0 5/-1 25:06	-	MIN	1-1 7/1 26:08	0-0 1/0 23:49	0-0 0/0 17:44
29-Nov	vs. DAL	0-0 1/0 16:21	-	0-0 0/1 18:32	0-0 1/-3 22:01	-	MIN	1-0 3/-1 19:54	0-0 1/0 17:02	0-0 0/-1 15:06
3-Dec	vs. COL	0-1 0/0 15:52	-	0-0 1/1 20:02	0-0 0/1 21:03	-	MIN	0-0 2/0 22:30	0-0 2/0 18:31	0-1 1/1 14:26
4-Dec	at NSH	0-0 1/-1 19:33	-	0-1 0/0 19:09	0-0 0/-1 22:01	-	MIN	0-0 3/-2 20:03	0-0 3/1 14:01	0-0 2/-3 19:03
10-Dec	at DAL	0-0 1/0 16:34	-	0-0 1/1 22:46	0-0 0/1 20:00	-	MIN	0-0 1/-1 23:21	0-0 2/-1 14:16	0-0 1/-1 18:12
11-Dec	at STL	0-0 3/1 22:13	-	0-0 0/1 28:29	0-0 4/0 19:07	-	MIN	0-0 4/0 23:31	0-0 1/0 10:06	0-1 1/1 15:23
15-Dec	at FLA	1-0 3/0 19:24	-	0-0 0/0 22:36	0-0 0/0 15:19	-	MIN	0-1 6/0 23:29	0-2 1/1 11:09	2-0 (W) 3/0 16:29
16-Dec	at ATL	0-1 0/1 21:51	-	0-0 0/0 26:12	0-0 2/1 19:59	-	MIN	1-0 3/0 23:45	0-0 1/0 12:21	0-1 1/1 17:43
18-Dec	vs. ANA	0-1 0/1 18:22	-	0-0 1/0 23:12	0-0 3/1 17:46	-	0-0 1/0 5:51	3-3 (W) 10/0 20:53	0-0 0/0 7:13	0-0 2/0 17:46
20-Dec	at TB	0-0 0/0 18:57	-	0-0 2/-1 18:18	0-0 1/-1 21:06	-	0-0 2/-1 10:06	0-0 1/0 20:56	1-0 2/-1 13:21	0-0 4/-1 19:50
23-Dec	vs. MTL	0-0 0/0 18:00	-	0-1 0/0 23:53	0-0 0/0 18:17	-	0-0 2/0 6:57	0-1 3/0 22:00	0-0 0/0 12:52	0-0 2/0 16:33
26-Dec	vs. WSH	0-0 3/-1 17:22	-	0-0 0/1 5:42	0-0 0/1 5:42	-	0-0 2/0 5:23	0-0 2/-1 22:21	0-0 2/-1 19:34	1-1 3/1 16:11
28-Dec	at TOR	0-0 0/2 17:13	-	0-1 0/3 25:21	0-0 0/0 16:24	-	0-1 2/0 12:16	2-0 3/1 22:32	0-1 0/1 13:13	0-1 3/1 16:59
29-Dec	at OTT	0-0 2/0 19:46	-	0-0 1/1 25:40	0-0 1/1 20:22	-	2-0 (W) 5/1 13:37	0-0 2/2 20:10	0-0 3/1 15:35	0-1 0/0 16:11
1-Jan	vs. NJ	0-2 3/2 21:34	-	0-1 3/1 25:45	0-0 1/0 19:03	-	0-0 2/0 14:51	0-1 1/-2 20:38	2-0 3/-2 18:38	1-3 2/3 16:35
3-Jan	vs. FLA	0-1 1/-1 24:03	-	0-0 2/-3 22:00	0-0 1/0 16:59	-	1-0 3/0 14:37	0-1 5/0 23:08	0-0 1/0 15:32	0-0 2/-2 18:10
5-Jan	at NYR	0-0 2/-1 21:36	-	0-1 1/-1 26:59	0-0 1/0 18:51	-	0-0 3/0 15:59	1-0 4/0 24:02	0-0 0/0 6:24	0-0 1/1 17:54
7-Jan	at FLA	0-1 1/0 20:13	-	0-0 1/1 23:13	0-0 5/2 21:53	-	0-1 1/0 12:36	1-0 4/0 24:09	0-0 2/0 9:47	0-3 2/3 18:56
9-Jan	vs. ATL	0-1 2/-1 18:52	-	0-0 1/0 23:19	0-1 2/2 18:07	-	0-0 2/0 15:55	0-1 5/1 23:12	0-0 0/0 5:56	1-1 2/1 18:01
11-Jan	vs. CGY	0-0 0/-3 14:35	-	0-1 1/2 22:41	0-1 4/1 21:22	-	0-0 1/-3 11:41	1-0 4/-1 23:54	0-1 0/1 10:25	1-0 4/-1 21:10
13-Jan	at BUF	0-1 0/0 19:49	-	0-0 3/0 17:55	0-0 1/-1 22:30	-	0-0 4/0 16:02	0-1 3/1 23:19	DND	1-0 2/0 17:34
15-Jan	vs. TB	1-0 2/-2 16:40	-	0-0 2/-2 16:40	0-1 1/0 18:20	-	0-0 2/-1 10:24	1-2 (W) 5/2 22:26	0-1 1/-1 9:51	0-1 0/1 14:28
17-Jan	at BOS	0-0 2/-1 23:00	-	0-0 0/1 20:10	0-0 1/-2 15:29	-	0-0 1/-1 11:16	0-0 5/-2 17:11	0-0 1/1 13:31	0-0 2/-1 15:57
18-Jan	vs. BOS	0-0 2/0 19:48	-	0-0 3/0 19:58	0-0 1/0 16:36	-	0-0 0/0 4:48	0-1 1/-1 24:03	0-0 4/-1 12:29	0-1 1/1 16:43
20-Jan	vs. NYR	0-0 3/0 24:58	-	0-0 1/1 19:16	0-0 1/1 15:11	-	MIN	0-0 8/0 18:17	0-1 3/1 15:55	0-2 1/1 14:38
22-Jan	at PIT	0-0 0/1 21:27	-	0-0 1/-1 21:34	0-0 1/0 13:16	-	MIN	1-0 3/-1 25:26	1-0 3/1 14:03	0-0 1/-1 18:40
24-Jan	vs. TOR	1-0 3/1 19:46	-	0-0 1/0 4:54	0-1 0/0 19:53	-	0-1 0/1 7:08	0-1 4/-1 24:37	0-0 1/1 8:48	0-1 1/-1 19:08
26-Jan	at NYI	0-0 0/1 21:02	-	0-1 1/1 20:48	0-0 0/2 17:35	-	1-0 2/3 14:05	2-1 (W) 10/2 20:31	0-0 0/0 9:44	0-0 0/0 18:15
1-Feb	vs. BOS	1-0 4/0 20:45	-	0-0 0/2 19:21	0-0 2/0 15:47	-	MIN	0-0 1/0 24:37	0-2 0/0 16:53	0-0 2/-1 18:13
3-Feb	at TOR	0-0 2/-1 17:56	-	0-0 2/-1 18:39	0-0 2/0 17:25	-	0-0 4/-1 16:04	0-0 1/-1 21:42	0-0 3/0 11:36	0-0 0/-1 18:26
5-Feb	vs. ATL	0-1 1/-1 16:23	-	0-0 4/1 21:05	0-1 1/1 18:52	-	0-0 1/0 6:48	1-0 5/-1 25:54	0-0 0/1 15:23	0-1 0/2 18:20
8-Feb	at NJ	0-0 0/0 18:34	-	0-0 0/2 27:10	0-1 1/2 23:32	-	0-1 0/0 7:28	0-1 0/0 22:26	0-0 2/0 21:13	0-0 0/2 15:31
10-Feb	at PHI	0-0 3/0 20:56	-	0-0 0/0 23:47	0-0 1/1 17:17	-	0-0 0/0 6:34	0-0 6/0 22:42	0-0 1/0 15:28	1-0 4/1 17:29
12-Feb	at TB	0-0 2/-1 18:16	-	0-0 1/-1 23:54	0-0 3/-1 18:43	-	0-0 0/0 6:11	1-1 7/1 26:07	0-0 0/0 13:11	0-1 3/1 17:44
13-Feb	at ATL	0-0 0/1 20:43	-	0-0 0/1 22:37	0-1 0/1 12:45	-	MIN	0-0 2/-1 20:25	0-2 0/2 14:43	0-0 0/1 17:50
16-Feb	at NJ	0-1 3/0 22:02	-	0-0 1/0 23:16	DND	-	MIN	0-1 2/-1 25:22	1-0 1/1 13:13	1-0 1/1 16:00
18-Feb	vs. PHI	0-0 1/0 22:02	-	0-0 1/1 24:37	DND	-	MIN	0-1 4/0 23:19	0-0 3/-1 17:59	0-0 0/1 17:17
19-Feb	vs. NJ	0-1 1/-1 22:36	-	0-0 0/1 21:40	Traded to SJ	-	MIN	0-0 1/-3 18:10	0-0 2/0 15:09	0-0 2/0 17:03
22-Feb	vs. NYR	0-1 5/0 21:58	-	0-0 1/1 25:31	-	-	MIN	0-0 3/1 25:42	0-0 1/2 13:18	0-0 1/-1 16:58
25-Feb	vs. PIT	0-1 1/-1 19:37	-	0-0 1/0 19:46	-	-	MIN	0-1 3/2 14:25	0-0 1/-1 7:55	0-0 0/0 15:46
26-Feb	at MTL	0-0 0/1 21:35	-	0-1 2/1 22:22	-	-	MIN	DND	0-0 2/-2 9:33	1-0 2/0 16:53
1-Mar	vs. FLA	0-0 0/0 21:07	0-0 0/0 16:05	0-0 1/-1 20:44	-	-	MIN	1-0 (W) 1/1 21:29	Traded to FLA	0-0 0/0 14:23
3-Mar	vs. BUF	1-1 (W) 1/2 19:56	0-0 1/1 17:24	0-0 0/2 18:36	-	-	MIN	0-1 3/0 20:32	-	0-0 4/0 14:11
4-Mar	at CHI	0-0 0/3 21:21	0-0 0/1 15:12	0-0 0/0 19:54	-	-	MIN	1-0 2/-1 19:36	-	0-0 3/1 16:20
9-Mar	vs. ATL	0-0 0/0 17:30	0-1 1/0 16:47	0-0 4/1 20:39	-	-	MIN	0-0 5/0 22:43	-	0-0 3/-1 20:52
11-Mar	at WSH	0-0 1/0 4:29	0-1 1/1 14:12	0-0 0/1 20:16	-	-	MIN	0-0 2/1 24:00	-	1-0 5/1 18:58
12-Mar	vs. CBJ	INJ	0-0 0/0 16:37	0-0 0/1 16:53	-	-	MIN	0-1 7/0 25:43	-	1-0 3/0 19:18
15-Mar	at BUF	INJ	0-0 0/1 15:55	0-0 0/0 21:41	-	-	MIN	0-0 2/0 22:08	-	0-0 2/0 17:53
16-Mar	vs. TOR	INJ	0-0 0/0 11:31	0-1 0/0 22:55	-	-	MIN	0-0 9/0 26:38	-	0-0 1/0 19:31
18-Mar	vs. NYI	INJ	0-0 1/2 18:21	0-0 2/0 20:00	-	-	MIN	0-1 1/0 24:42	-	0-1 5/1 15:33
22-Mar	vs. OTT	INJ	0-0 0/1 16:01	0-0 0/1 22:40	-	-	MIN	0-1 3/1 17:34	-	1-0 5/1 17:30
25-Mar	at TB	INJ	0-0 0/0 16:34	0-0 0/1 21:35	-	-	MIN	1-1 (W) 6/1 21:04	-	0-1 1/1 12:28
26-Mar	vs. TB	0-1 1/-1 19:09	0-1 1/0 16:39	0-0 2/-1 22:10	-	-	MIN	1-0 4/-1 20:21	-	0-0 2/0 14:44
29-Mar	at WSH	0-0 3/-1 21:38	0-1 1/0 17:06	0-0 0/0 18:12	-	-	MIN	0-0 1/-1 22:35	-	0-1 3/0 18:39
30-Mar	vs. MTL	2-0 (W) 3/3 18:13	0-0 0/2 19:03	0-0 1/1 21:40	-	-	MIN	0-1 4/1 19:31	-	0-2 0/3 16:04
2-Apr	at NYI	0-0 1/-1 22:09	0-0 0/2 13:47	0-1 1/2 17:33	-	-	MIN	1-1 1/2 19:57	-	0-1 0/2 15:21
3-Apr	vs. BUF	0-0 2/0 21:38	0-1 0/1 12:24	0-0 1/-1 19:24	-	-	MIN	1-0 4/-1 24:42	-	0-0 5/0 17:47
6-Apr	vs. DET	0-0 1/1 19:30	0-0 0/0 18:00	0-0 0/1 22:19	-	-	MIN	0-3 4/2 18:24	-	0-0 0/0 15:51
8-Apr	at ATL	0-1 0/1 21:27	0-0 1/0 17:01	0-0 2/1 15:39	-	-	MIN	0-0 0/1 15:36	-	1-2 4/2 15:41
9-Apr	vs. TB	0-1 2/-1 21:43	0-0 1/2 12:28	0-0 0/2 12:54	-	-	MIN	0-1 6/-4 23:42	-	0-0 2/-3 17:33

Skaters: Goals-Assists (Game Winning) Shots / (+/-) TOI

GAME BY GAME

Date	Opp.	SUTTER #16	MATSUMOTO #18	TLUSTY #19	BODIE #20	BOWMAN #21	DALPE #22	PITKANEN #25	COLE #26	CARSON #27
7-Oct	at MIN	2-0 (W) 3/1 19:08	MIN	DND	-	0-0 1/1 10:27	0-1 1/1 7:32	0-1 2/0 27:35	0-1 2/1 14:11	DND
8-Oct	vs. MIN	0-0 1/0 20:47	MIN	DND	-	0-0 2/0 9:28	0-0 2/0 6:36	0-0 4/0 29:44	0-0 0/0 19:20	DND
14-Oct	at OTT	0-0 3/0 19:36	MIN	MIN	-	0-0 0/0 13:42	0-0 1/1 7:21	0-1 0/1 28:02	0-1 5/1 16:38	MIN
17-Oct	at VAN	0-0 2/1 18:07	MIN	MIN	-	0-0 2/1 9:01	DND	0-0 3/0 24:33	0-0 3/0 16:25	DND
19-Oct	at S.J	0-0 0/1 15:15	MIN	MIN	-	0-0 0/0 5:35	0-0 0/0 6:06	1-0 5/3 24:37	1-0 2/1 17:04	DND
20-Oct	at L.A	0-0 0/1 11:28	MIN	MIN	-	0-0 1/1 7:15	0-0 1/1 6:43	0-0 3/1 28:17	0-1 4/1 18:30	DND
23-Oct	at PHX	0-1 2/0 13:45	MIN	MIN	-	0-0 0/0 8:12	0-0 1/1 8:16	0-2 3/0 26:07	0-0 2/2 17:38	DND
27-Oct	vs. WSH	0-0 1/0 16:27	MIN	DND	-	0-0 1/0 4:37	0-0 0/0 4:13	0-0 0/2 27:27	0-0 2/0 15:31	MIN
29-Oct	at NYR	0-0 0/0 16:31	MIN	0-0 0/0 5:02	-	DND	DND	0-0 2/1 21:11	1-1 (W) 4/2 17:44	MIN
30-Oct	vs. PIT	0-0 3/0 14:52	MIN	0-0 0/0 9:31	-	DND	DND	0-0 1/1 24:17	0-0 1/1 18:44	MIN
1-Nov	at PHI	0-1 1/0 15:54	0-0 1/0 5:15	0-0 0/0 6:05	-	MIN	MIN	0-0 1/1 15:50	0-0 3/1 17:25	MIN
3-Nov	vs. NYI	1-0 3/2 14:43	2-0 4/2 11:06	1-0 4/2 12:26	-	MIN	MIN	0-0 1/1 6:08	0-0 1/1 14:18	MIN
5-Nov	at FLA	0-1 0/1 13:58	0-0 1/2 6:31	0-0 2/0 11:32	-	MIN	MIN	INJ	1-0 3/1 17:39	0-0 1/2 11:55
6-Nov	vs. FLA	0-0 1/0 16:53	0-0 1/1 5:47	0-0 4/0 14:56	-	MIN	MIN	INJ	0-1 1/0 18:27	0-0 0/0 13:12
9-Nov	vs. EDM	0-2 3/1 16:56	0-0 0/0 12:22	0-1 4/1 13:26	-	MIN	MIN	0-2 0/3 23:43	1-0 (W) 1/0 14:17	MIN
11-Nov	vs. PHI	0-0 4/1 14:38	0-0 1/1 8:44	0-0 1/1 13:05	-	MIN	MIN	0-1 3/0 22:10	0-0 1/4 16:34	MIN
13-Nov	at MTL	0-0 0/0 16:26	0-0 2/0 8:26	0-0 0/0 11:50	-	MIN	MIN	0-0 1/2 25:14	0-0 3/1 16:24	MIN
17-Nov	vs. OTT	0-0 1/0 16:49	0-0 1/0 8:13	0-0 0/0 9:39	DND	MIN	MIN	0-1 1/2 27:48	0-1 1/1 14:12	0-0 1/0 12:51
19-Nov	at PIT	1-0 2/4 18:01	0-0 0/0 5:10	DND	0-0 0/0 5:21	MIN	MIN	0-1 6/0 28:39	0-0 0/2 15:36	MIN
20-Nov	vs. NSH	0-0 2/0 19:10	0-0 0/0 5:47	0-0 0/0 6:27	DND	MIN	MIN	1-0 1/0 27:29	0-0 1/1 20:27	MIN
24-Nov	vs. WSH	0-0 4/0 15:26	DND	0-0 0/1 6:52	0-0 0/1 4:00	MIN	MIN	0-1 2/0 27:01	0-0 4/0 17:47	MIN
26-Nov	at BOS	0-0 2/0 17:26	MIN	0-0 0/0 7:40	0-0 2/0 7:58	MIN	MIN	0-1 1/0 25:01	0-0 3/0 15:03	MIN
28-Nov	at WSH	0-0 0/0 16:10	MIN	0-0 0/1 5:04	0-0 1/1 5:59	MIN	MIN	0-1 2/1 31:54	1-0 2/1 23:16	MIN
29-Nov	vs. DAL	0-0 2/1 15:45	MIN	0-0 1/2 8:13	0-0 1/1 8:38	MIN	MIN	0-0 2/0 24:44	0-0 2/1 13:18	MIN
3-Dec	vs. COL	1-0 (W) 4/0 17:20	MIN	0-0 1/1 6:43	0-0 0/0 5:52	MIN	MIN	0-1 2/2 29:01	0-0 2/0 15:15	MIN
4-Dec	at NSH	0-0 1/1 17:23	MIN	1-0 1/0 8:27	0-0 1/1 10:53	MIN	MIN	0-0 1/2 25:19	0-0 1/1 16:04	MIN
10-Dec	at DAL	0-0 1/0 17:01	MIN	1-0 1/1 8:29	0-1 1/1 8:38	MIN	MIN	0-0 4/1 30:44	0-0 1/0 16:47	MIN
11-Dec	at STL	1-0 3/1 18:10	MIN	0-0 1/0 9:11	0-0 0/0 7:39	MIN	MIN	0-0 1/0 29:22	0-0 1/0 22:03	MIN
15-Dec	at FLA	0-0 1/0 16:25	MIN	0-0 1/0 10:48	0-0 1/1 8:24	MIN	MIN	0-1 0/1 27:40	1-0 3/0 19:43	MIN
16-Dec	at ATL	1-0 3/1 20:15	MIN	0-0 1/0 3:42	0-0 0/0 6:26	MIN	MIN	0-1 2/1 29:23	0-0 2/0 17:58	MIN
18-Dec	vs. ANA	0-1 1/1 19:22	MIN	INJ	0-0 2/0 5:23	MIN	MIN	0-1 2/2 27:06	0-1 2/1 18:27	MIN
20-Dec	at TB	0-0 0/1 17:36	MIN	INJ	0-0 0/0 8:47	MIN	MIN	0-0 2/1 25:52	0-1 0/0 13:39	MIN
23-Dec	vs. MTL	0-0 2/0 19:50	MIN	INJ	0-0 1/0 6:33	MIN	MIN	0-0 1/1 26:57	1-0 4/0 16:45	MIN
26-Dec	vs. WSH	0-0 1/1 17:23	MIN	INJ	0-0 1/0 4:38	MIN	MIN	0-0 4/1 33:20	0-0 2/1 18:58	MIN
28-Dec	at TOR	0-0 1/1 16:07	MIN	INJ	0-0 2/1 7:31	MIN	MIN	0-0 2/0 21:47	0-0 5/1 20:15	MIN
29-Dec	at OTT	0-0 0/1 16:02	0-0 0/0 5:27	INJ	0-0 0/0 6:20	MIN	MIN	INJ	1-0 8/1 19:29	MIN
1-Jan	vs. NJ	0-0 1/1 17:53	MIN	INJ	0-0 1/0 6:35	MIN	1-0 (W) 1/1 7:10	INJ	0-0 1/2 18:57	0-0 0/1 8:42
3-Jan	vs. FLA	0-0 3/1 16:08	MIN	INJ	0-1 2/1 7:32	MIN	1-0 1/2 9:44	INJ	0-2 4/2 20:30	0-0 0/1 8:14
5-Jan	at NYR	0-0 2/1 17:31	MIN	INJ	0-0 1/0 5:17	MIN	0-0 3/1 12:22	INJ	0-0 2/0 20:17	0-0 1/0 6:45
7-Jan	at FLA	0-0 2/1 17:24	0-0 0/1 3:53	INJ	0-0 1/1 6:33	MIN	0-0 1/1 12:51	INJ	2-0 (W) 2/1 18:03	0-0 2/1 11:00
9-Jan	vs. ATL	0-0 2/0 17:12	0-0 0/1 5:13	INJ	0-0 0/0 6:31	MIN	0-0 3/0 13:06	0-0 1/0 21:07	1-0 (W) 2/1 19:15	MIN
11-Jan	vs. CGY	0-1 0/2 17:16	MIN	INJ	0-0 0/0 5:52	MIN	0-0 0/0 4:28	0-0 1/1 26:08	1-0 2/1 21:22	MIN
13-Jan	at BUF	0-0 3/0 15:24	MIN	INJ	0-0 0/1 5:50	MIN	0-0 0/1 6:11	0-0 1/2 21:38	0-0 4/0 20:41	MIN
15-Jan	vs. TB	0-0 3/1 17:26	MIN	INJ	0-0 0/1 4:28	MIN	0-0 0/0 23:29	0-3 3/2 19:49	0-0 2/0 18:23	MIN
17-Jan	at BOS	0-0 4/1 14:04	MIN	DND	0-0 0/0 8:36	MIN	MIN	0-0 2/3 23:27	0-0 1/3 18:58	MIN
18-Jan	vs. BOS	0-0 2/0 15:23	MIN	DND	0-0 2/0 5:04	MIN	MIN	0-0 6/0 28:09	0-0 5/1 19:46	MIN
20-Jan	vs. NYR	1-0 2/1 18:03	MIN	0-0 1/0 9:32	0-0 1/0 10:44	MIN	MIN	0-0 2/0 27:03	0-0 0/0 17:07	MIN
22-Jan	at PIT	0-0 2/2 13:26	MIN	0-1 1/2 8:24	0-0 0/0 4:43	MIN	MIN	0-1 1/1 26:11	0-0 2/1 19:53	MIN
24-Jan	vs. TOR	2-0 2/3 15:58	MIN	0-0 1/3 11:29	0-0 0/0 4:36	MIN	MIN	0-1 3/1 26:49	1-0 1/0 18:10	MIN
26-Jan	at NYI	1-0 3/0 16:06	MIN	0-1 1/1 11:15	0-0 0/0 7:32	MIN	MIN	0-0 4/1 24:01	0-2 2/2 17:32	MIN
1-Feb	vs. BOS	0-0 4/1 16:31	MIN	0-0 0/1 14:39	0-0 1/0 6:15	MIN	MIN	0-0 3/0 27:38	0-2 2/1 19:59	MIN
3-Feb	at TOR	0-0 0/1 17:38	MIN	0-0 0/1 9:09	0-0 1/0 4:49	MIN	MIN	0-0 2/2 27:27	0-0 0/0 19:38	MIN
5-Feb	vs. ATL	1-0 3/2 16:42	MIN	1-1 1/2 9:51	0-0 1/0 6:17	MIN	MIN	0-2 4/1 22:18	1-0 (W) 7/1 21:47	MIN
8-Feb	at NJ	0-0 0/1 18:50	MIN	0-0 1/1 16:14	0-0 2/0 8:13	MIN	MIN	0-1 0/0 19:41	0-0 3/0 22:26	MIN
10-Feb	at PHI	0-0 1/0 18:48	MIN	0-0 1/0 9:20	0-0 2/0 5:48	MIN	MIN	INJ	0-0 2/0 18:50	0-0 0/1 11:52
12-Feb	at TB	0-0 1/1 18:48	MIN	0-0 0/2 11:04	0-0 0/0 1:56	MIN	MIN	0-2 4/1 26:45	1-1 4/2 23:21	MIN
13-Feb	at ATL	0-1 1/1 17:51	MIN	1-0 2/1 12:54	0-0 1/0 6:42	MIN	0-0 1/0 6:26	0-1 0/0 24:13	1-0 (W) 1/1 20:10	MIN
16-Feb	at NJ	0-0 1/2 16:35	MIN	0-1 0/0 13:31	0-0 0/0 5:49	MIN	MIN	0-0 2/2 26:22	0-0 2/2 21:01	0-0 0/1 12:57
18-Feb	vs. PHI	0-0 1/1 18:46	MIN	0-0 1/1 14:47	0-0 1/0 4:10	MIN	MIN	0-0 1/2 21:34	1-0 (W) 5/1 18:22	0-0 0/1 9:24
19-Feb	vs. NJ	0-0 0/1 19:19	MIN	0-0 0/0 12:47	0-0 1/1 6:41	MIN	MIN	INJ	0-0 2/4 18:23	0-0 2/0 18:25
22-Feb	vs. NYR	0-1 2/1 18:27	MIN	0-0 0/1 13:12	0-0 1/0 5:28	MIN	MIN	0-0 2/0 30:08	0-2 4/2 19:53	0-0 1/1 8:36
25-Feb	vs. PIT	0-1 2/1 17:04	MIN	0-0 0/1 14:09	0-0 0/1 6:35	MIN	MIN	0-1 2/0 23:15	1-1 2/2 18:23	DND
26-Feb	at MTL	0-1 2/1 18:43	MIN	0-1 1/1 14:00	0-0 1/0 4:48	MIN	MIN	0-0 2/1 28:42	0-0 1/1 23:19	0-0 0/0 6:54
1-Mar	vs. FLA	0-0 3/1 15:19	MIN	0-0 1/1 14:34	0-0 1/0 6:40	MIN	MIN	0-1 4/1 23:49	0-1 1/1 20:08	DND
3-Mar	vs. BUF	0-1 0/1 17:23	MIN	1-0 3/1 11:20	0-0 2/0 5:37	MIN	MIN	0-1 0/2 23:29	0-0 1/1 16:33	DND
4-Mar	at CHI	0-0 1/1 15:11	MIN	0-0 1/0 13:13	0-0 1/2 8:33	MIN	MIN	0-0 0/2 23:23	0-1 1/2 18:10	Traded to CGY
9-Mar	vs. ATL	0-0 2/0 16:04	MIN	0-0 1/0 12:23	1-0 1/1 4:48	MIN	MIN	0-0 3/1 23:08	1-0 4/0 20:53	-
11-Mar	at WSH	0-0 2/1 15:55	MIN	0-0 0/2 14:24	0-0 1/0 4:10	0-0 0/0 5:00	MIN	0-0 3/1 27:09	0-0 7/0 18:53	-
12-Mar	vs. CBJ	0-0 2/0 17:32	MIN	0-0 1/0 6:18	0-0 0/0 3:25	0-0 2/0 7:28	MIN	0-0 1/0 20:59	0-1 0/2 12:53	-
15-Mar	at BUF	1-0 (W) 1/1 16:34	MIN	0-0 3/1 10:16	DND	0-0 0/0 4:46	MIN	0-0 3/0 22:39	0-0 3/0 16:53	-
16-Mar	vs. TOR	0-1 0/0 16:37	MIN	0-0 1/0 10:18	DND	0-0 2/0 11:30	MIN	0-0 0/1 24:29	0-0 2/1 15:38	-
18-Mar	vs. NYI	0-0 3/0 16:27	MIN	0-0 1/0 8:12	DND	0-0 2/0 10:07	MIN	1-0 (W) 4/0 24:56	1-0 2/1 20:45	-
22-Mar	vs. OTT	0-1 1/1 15:08	MIN	0-0 0/1 5:16	DND	0-0 1/1 10:17	MIN	0-1 1/1 20:31	0-1 2/1 19:55	-
25-Mar	at TB	0-0 3/1 16:23	MIN	0-0 2/0 6:06	DND	0-0 3/1 12:07	MIN	0-2 2/2 22:50	2-0 4/1 19:36	-
26-Mar	vs. TB	0-0 3/0 15:56	MIN	0-0 2/0 6:37	DND	0-0 3/1 15:01	MIN	INJ	1-0 4/1 19:47	-
29-Mar	at WSH	0-0 3/0 15:36	MIN	0-0 0/0 6:17	DND	0-0 0/1 9:07	MIN	0-0 2/1 27:59	0-0 1/0 22:35	-
30-Mar	vs. MTL	0-0 2/1 16:24	MIN	0-0 0/0 9:16	DND	0-1 2/1 11:01	MIN	1-0 5/3 21:00	0-1 3/0 16:44	-
2-Apr	at NYI	0-0 2/1 19:07	MIN	0-0 0/1 5:48	DND	0-0 4/1 11:45	MIN	0-0 3/0 23:20	1-0 (W) 3/1 21:10	-
3-Apr	vs. BUF	0-0 5/0 14:29	MIN	0-0 1/0 4:43	DND	0-0 0/0 10:46	MIN	0-0 4/1 26:45	0-0 4/1 21:03	-
6-Apr	vs. DET	0-0 1/0 17:47	MIN	0-0 1/0 6:08	DND	0-0 1/1 15:03	MIN	0-0 0/1 17:11	1-0 5/1 18:22	-
8-Apr	at ATL	1-0 1/0 16:35	MIN	0-0 1/0 10:57	DND	0-0 1/0 16:08	MIN	1-0 1/2 24:37	1-0 (W) 4/2 15:29	-
9-Apr	vs. TB	0-1 3/0 16:43	MIN	0-0 1/0 4:36	DND	0-0 0/0 7:14	MIN	0-0 1/0 23:23	0-0 2/2 20:23	-

Skaters: Goals-Assists (Game Winning) Shots / (+/-) TOI

GAME BY GAME

Date	Opp.	RODNEY #28	CARTER #29	KOSTOPOULOS #29	BABCHUK #33	JOSLIN #33	JOKINEN #36	DWYER #39	SUTTER #42	HARRISON #44	
7-Oct	at MIN	MIN	-	0-0 0/0 7:45	1-0 5/0 16:39	-	1-1 2/-1 17:28	0-1 2/1 15:21	MIN	0-0 0/-1 11:10	
8-Oct	vs. MIN	MIN	-	0-0 0/0 5:59	0-0 2/0 15:28	-	0-1 1/1 19:12	0-0 1/0 13:48	MIN	0-0 0/1 13:00	
14-Oct	at OTT	MIN	-	0-0 0/0 8:08	0-0 0/0 15:03	-	0-0 1/-1 17:26	0-0 0/-1 15:18	MIN	0-0 0/0 11:50	
17-Oct	at VAN	MIN	-	0-0 1/-1 11:47	0-0 3/0 22:25	-	0-0 1/0 18:11	0-0 1/-1 10:56	MIN	0-0 0/0 10:40	
19-Oct	at SJ	MIN	-	0-1 0/1 12:33	0-1 2/1 20:47	-	0-1 3/0 17:43	1-0 (W) 1/1 10:51	MIN	0-0 2/0 14:03	
20-Oct	at LA	MIN	-	0-0 0/-1 12:59	0-1 2/1 17:35	-	0-0 1/-2 18:47	0-0 1/0 8:30	MIN	0-0 0/1 10:26	
23-Oct	at PHX	MIN	-	0-0 3/-1 15:13	1-0 (W) 5/1 21:35	-	1-1 4/0 19:40	1-0 1/0 9:00	MIN	0-0 0/0 13:04	
27-Oct	vs. WSH	MIN	-	0-0 0/1 11:43	0-0 0/0 18:58	-	0-0 0/2 21:16	0-0 2/-1 10:43	MIN	0-0 0/0 14:29	
29-Oct	at NYR	MIN	-	0-0 0/0 16:57	0-1 4/0 20:44	-	0-0 3/-1 17:00	0-0 1/0 8:06	MIN	0-0 1/0 17:48	
30-Oct	vs. PIT	MIN	-	0-0 0/0 13:15	0-0 6/-2 19:22	-	0-0 3/-1 16:50	0-0 0/0 8:18	MIN	0-0 0/-1 11:18	
1-Nov	at PHI	MIN	-	0-0 0/0 9:14	0-0 2/1 20:32	-	0-0 1/-1 18:47	1-0 4/0 14:09	MIN	0-0 2/0 14:28	
3-Nov	vs. NYI	MIN	-	0-2 0/4 13:59	0-1 3/1 24:36	-	0-0 0/-1 14:09	0-0 0/1 14:09	MIN	0-1 2/2 18:40	
5-Nov	at FLA	MIN	-	0-0 0/-2 7:40	0-0 3/-3 20:18	-	0-2 1/1 13:07	0-1 2/0 12:25	MIN	0-2 3/-1 18:49	
6-Nov	vs. FLA	MIN	-	0-0 0/0 7:27	0-0 2/0 13:28	-	0-0 1/-1 9:30	0-0 0/-1 15:14	MIN	0-0 1/0 22:05	
9-Nov	vs. EDM	MIN	-	0-0 3/0 16:43	0-0 2/0 19:40	-	0-1 4/0 16:47	1-0 3/1 17:18	MIN	0-0 0/0 16:39	
11-Nov	vs. PHI	MIN	-	0-0 3/1 9:56	0-1 1/-2 18:21	-	0-0 4/-1 12:08	0-0 1/0 13:15	MIN	0-0 0/-3 17:08	
13-Nov	at MTL	MIN	-	1-0 3/1 10:39	1-0 3/-2 19:26	-	0-2 3/1 16:15	0-0 3/0 15:38	MIN	0-0 1/0 11:51	
17-Nov	vs. OTT	MIN	-	DND	DND	-	0-2 4/0 20:19	0-0 3/0 15:55	DND	0-0 0/1 15:27	
19-Nov	at PIT	MIN	-	Traded to CGY	Traded to CGY	-	2-2 3/4 17:59	1-1 3/3 16:42	MIN	0-0 0/0 12:59	
20-Nov	vs. NSH	MIN	-	-	-	-	0-0 0/0 17:52	0-0 3/0 15:36	MIN	0-0 0/0 12:04	
24-Nov	vs. WSH	MIN	0-0 0/-1 4:02	-	-	-	0-0 2/-1 16:34	0-0 1/0 15:44	MIN	0-0 0/0 12:24	
26-Nov	at BOS	MIN	0-0 3/0 12:56	-	-	-	1-0 1/0 16:13	0-0 1/0 18:18	MIN	0-0 0/0 15:38	
28-Nov	at WSH	MIN	0-0 0/-1 6:33	-	-	-	0-1 0/1 17:58	0-0 2/0 14:54	MIN	0-0 0/0 11:43	
29-Nov	vs. DAL	MIN	0-0 1/0 10:14	-	-	-	0-0 2/0 17:41	0-0 5/-1 15:45	MIN	0-0 2/-1 15:12	
3-Dec	vs. COL	MIN	0-0 1/0 8:35	-	-	-	0-0 2/0 14:47	0-0 3/-1 16:05	MIN	0-0 1/0 12:53	
4-Dec	at NSH	MIN	0-1 1/0 8:53	-	-	-	0-1 3/0 14:54	0-0 1/0 13:39	MIN	0-0 1/-1 12:58	
10-Dec	at DAL	MIN	0-1 1/1 12:19	-	-	-	0-0 1/0 17:15	0-0 3/0 12:41	MIN	0-0 1/0 11:33	
11-Dec	at STL	MIN	0-0 0/0 11:02	-	-	-	0-1 0/1 17:47	0-0 0/0 13:21	MIN	0-0 1/0 4:28	
15-Dec	at FLA	0-0 0/0 9:14	0-0 2/1 9:52	-	-	-	0-0 3/0 15:50	0-0 0/0 12:15	MIN	INJ	
16-Dec	at ATL	0-0 1/0 7:42	0-0 0/0 9:03	-	-	-	0-0 5/1 18:40	0-0 1/0 14:52	MIN	INJ	
18-Dec	vs. ANA	DND	0-0 1/0 10:58	-	-	-	0-2 3/0 18:55	0-0 0/0 11:50	MIN	0-0 0/-1 11:39	
20-Dec	at TB	MIN	0-0 0/-1 8:48	-	-	-	0-0 0/0 17:09	0-0 1/-2 12:48	MIN	0-0 0/-1 16:27	
23-Dec	vs. MTL	MIN	0-1 1/1 7:42	-	-	-	0-0 1/0 18:09	0-0 1/0 13:23	MIN	0-0 0/0 10:36	
26-Dec	vs. WSH	MIN	0-0 1/0 6:51	-	-	-	1-1 4/1 16:14	0-0 3/-1 16:42	MIN	0-1 1/1 16:33	
28-Dec	at TOR	MIN	0-0 0/-1 11:02	-	-	-	0-1 0/1 1:58	1-1 (W) 1/1 11:55	MIN	0-0 0/-1 14:13	
29-Dec	at OTT	0-0 2/0 9:16	0-0 1/0 7:31	-	-	-	INJ	1-1 1/2 15:40	MIN	0-0 2/2 21:16	
1-Jan	vs. NJ	MIN	0-0 1/1 8:17	-	-	-	INJ	0-0 0/-1 17:45	MIN	0-0 1/-1 19:54	
3-Jan	vs. FLA	MIN	0-0 1/1 7:46	-	-	-	INJ	0-0 1/-1 14:31	MIN	1-0 2/2 24:46	
5-Jan	at NYR	MIN	0-0 1/0 7:49	-	-	-	INJ	0-0 3/-1 17:03	MIN	0-0 1/0 23:13	
7-Jan	at FLA	MIN	INJ	-	-	-	INJ	0-1 1/1 16:21	MIN	0-0 1/1 22:26	
9-Jan	vs. ATL	MIN	INJ	-	-	-	INJ	0-1 2/0 17:40	MIN	0-0 0/1 14:51	
11-Jan	vs. CGY	MIN	INJ	-	-	-	2-1 5/3 19:34	0-1 1/2 14:35	MIN	0-0 0/-1 13:07	
13-Jan	at BUF	MIN	0-0 1/-1 6:39	-	-	-	0-1 0/1 19:19	0-0 0/-1 16:34	MIN	0-0 0/0 15:32	
15-Jan	vs. TB	MIN	0-0 2/0 6:51	-	-	-	2-1 5/0 21:38	0-0 1/-1 15:11	MIN	0-0 0/1 13:33	
17-Jan	at BOS	MIN	0-0 2/0 10:29	-	-	-	0-0 1/-3 17:18	0-0 1/-1 13:25	MIN	0-0 1/-2 15:02	
18-Jan	vs. BOS	MIN	0-0 0/0 5:57	-	-	-	1-0 3/0 19:44	0-0 1/0 12:53	MIN	0-0 1/0 13:03	
20-Jan	vs. NYR	MIN	0-0 1/0 8:18	-	-	-	1-0 (W) 1/1 18:51	0-0 2/0 15:23	MIN	0-0 0/1 13:50	
22-Jan	at PIT	MIN	0-0 0/0 5:19	-	-	-	0-0 1/-1 19:15	0-0 1/0 8:59	MIN	0-0 0/0 10:53	
24-Jan	vs. TOR	MIN	0-0 0/0 7:14	-	-	-	0-2 4/1 20:25	INJ	MIN	0-0 1/2 21:12	
26-Jan	at NYI	MIN	0-0 0/0 9:38	-	-	-	0-1 3/0 20:31	INJ	MIN	0-0 1/2 14:34	
1-Feb	vs. BOS	MIN	0-0 0/0 6:51	-	-	-	0-0 1/0 3:04	0-0 0/-2 16:09	MIN	0-0 0/0 12:52	
3-Feb	at TOR	MIN	0-0 1/0 6:02	-	-	-	INJ	0-0 0/-1 15:31	MIN	0-0 0/0 9:47	
5-Feb	vs. ATL	MIN	0-0 0/0 7:39	-	-	-	INJ	0-1 1/2 11:48	MIN	0-0 0/0 16:40	
8-Feb	at N.J	MIN	0-0 2/0 8:14	-	-	-	INJ	0-0 0/-1 15:54	MIN	0-0 1/0 14:54	
10-Feb	at PHI	MIN	0-0 1/0 6:27	-	-	-	INJ	0-0 0/0 14:14	MIN	0-0 0/0 19:01	
12-Feb	at TB	MIN	INJ	-	-	-	INJ	0-0 1/-1 16:04	0-0 0/0 4:09	0-0 0/-1 9:52	
13-Feb	at ATL	MIN	INJ	-	-	-	INJ	0-0 2/1 15:30	MIN	0-0 0/0 13:32	
16-Feb	at NJ	MIN	INJ	-	-	-	-	0-0 3/-1 15:30	MIN	0-0 1/1 11:03	
18-Feb	vs. PHI	MIN	DND	-	-	DND	0-1 3/1 19:36	0-0 0/0 7:18	MIN	0-1 0/2 13:19	
19-Feb	vs. NJ	MIN	DND	-	-	0-0 0/0 11:07	0-0 1/-4 15:10	1-0 2/1 11:05	MIN	0-0 3/-2 18:47	
22-Feb	vs. NYR	MIN	DND	-	-	DND	2-0 4/2 19:55	0-0 2/-1 10:01	MIN	1-1 1/0 16:18	
25-Feb	vs. PIT	MIN	DND	-	-	0-2 0/3 17:14	1-1 1/1 18:07	0-0 0/-1 11:50	MIN	1-0 1/2 16:51	
26-Feb	at MTL	MIN	DND	-	-	0-0 2/0 12:44	1-0 2/1 19:00	0-0 1/0 6:48	MIN	INJ	
1-Mar	vs. FLA	MIN	INJ	-	-	-	0-0 0/-1 16:43	0-0 0/0 9:03	MIN	0-0 3/1 15:17	
3-Mar	vs. BUF	MIN	INJ	-	-	-	DND	0-0 0/1 16:57	MIN	0-0 1/0 18:50	
4-Mar	at CHI	MIN	INJ	-	-	-	DND	0-1 2/1 15:33	0-0 2/-1 10:27	MIN	0-0 1/-1 17:43
9-Mar	vs. ATL	MIN	INJ	-	-	-	DND	0-0 3/-1 18:39	0-1 1/1 6:36	MIN	0-0 1/0 18:55
11-Mar	at WSH	MIN	INJ	-	-	-	DND	0-0 2/-1 17:34	0-0 2/0 8:14	MIN	0-0 3/0 22:32
12-Mar	vs. CBJ	MIN	Traded to FLA	-	-	-	0-1 3/-1 18:50	0-0 0/0 9:33	MIN	0-1 1/-1 19:22	
15-Mar	at BUF	MIN	-	-	-	-	0-1 3/1 16:25	0-0 0/0 16:20	0-0 3/0 8:51	MIN	0-0 2/0 19:38
16-Mar	vs. TOR	MIN	-	-	-	-	0-0 2/0 20:36	0-0 3/-1 14:26	0-0 1/0 5:58	MIN	0-0 0/0 14:16
18-Mar	vs. NYI	MIN	-	-	-	-	0-0 2/1 22:39	0-1 2/1 17:37	0-0 1/0 10:38	MIN	0-0 0/-1 15:24
22-Mar	vs. OTT	MIN	-	-	-	-	0-0 1/1 18:17	0-1 0/-1 18:33	0-0 1/0 10:31	MIN	0-0 0/2 18:31
25-Mar	at T.B	MIN	-	-	-	-	0-0 1/1 19:07	0-0 0/1 18:13	0-0 3/0 9:39	MIN	0-0 0/-1 15:57
26-Mar	vs. T.B	MIN	-	-	-	-	0-0 1/-1 18:24	0-0 3/-1 17:57	0-0 1/0 8:42	MIN	0-0 0/1 18:42
29-Mar	at WSH	MIN	-	-	-	-	0-0 1/0 18:08	1-0 2/0 20:49	0-0 2/0 10:20	MIN	INJ
30-Mar	vs. MTL	MIN	-	-	-	-	0-0 2/1 16:44	0-0 3/4 19:01	0-0 2/0 7:50	MIN	INJ
2-Apr	at NYI	MIN	-	-	-	-	0-1 1/1 20:40	1-0 1/2 16:47	0-0 0/0 8:05	MIN	INJ
3-Apr	vs. BUF	MIN	-	-	-	-	0-0 1/0 18:11	0-0 2/0 19:53	0-0 0/0 8:45	MIN	INJ
6-Apr	vs. DET	MIN	-	-	-	-	1-0 (W) 2/1 19:11	0-0 0/1 16:55	0-0 0/0 8:33	MIN	INJ
8-Apr	at ATL	MIN	-	-	-	-	0-0 1/0 20:54	1-1 1/1 18:16	0-0 4/0 11:11	MIN	INJ
9-Apr	vs. TB	MIN	-	-	-	-	0-0 2/-3 19:52	0-0 4/-3 19:13	0-0 1/0 10:47	MIN	INJ

Skaters: Goals-Assists (Game Winning) Shots / (+/-) TOI

GAME BY GAME

Date	Opp.	SKINNER #53	LAROSE #59	STILLMAN #61	SAMSON #71	CORVO #77	SANGUINETTI #	WARD #30	PETERS #60	POGGE #
7-Oct	at MIN	0-0 2/-1 16:26	0-0 2/1 16:23		MIN	0-1 0/0 24:47	DND	3/29W 60	DNP	DND
8-Oct	vs. MIN	0-1 3/1 16:25	0-0 4/0 16:11		MIN	0-0 1/1 27:08	DND	1/42W 65	DNP	DND
14-Oct	at OTT	0-1 4/0 16:00	0-0 3/-1 15:36		MIN	0-0 0/-1 23:17	MIN	3/39L 59	DNP	MIN
17-Oct	at VAN	0-0 2/-1 13:39	0-0 3/-2 12:26		MIN	0-1 2/-2 24:47	MIN	5/28L 60	DNP	MIN
19-Oct	at S.J	0-1 3/1 16:33	1-2 4/3 18:51		MIN	0-0 1/1 20:44	MIN	2/43W 60	DNP	MIN
20-Oct	at L.A	1-0 4/1 17:30	1-0 3/-1 18:25		MIN	0-0 3/-2 25:25	MIN	DNP	4/27L 59	MIN
23-Oct	at PHX	0-0 0/0 17:20	0-0 6/-1 17:20		MIN	0-1 2/0 25:57	MIN	3/39W 63	DNP	MIN
27-Oct	vs. WSH	0-0 4/0 16:44	0-0 5/-1 18:08		MIN	0-0 2/-2 21:56	MIN	2/32L 59	DNP	MIN
29-Oct	at NYR	2-1 2/2 15:10	0-0 2/-1 18:09		MIN	0-0 0/1 22:51	MIN	3/43W 60	DNP	MIN
30-Oct	vs. PIT	0-0 3/-2 18:27	0-0 3/-1 14:15		MIN	0-0 4/0 25:51	MIN	3/31L 60	DNP	MIN
1-Nov	at PHI	0-1 2/0 15:48	0-0 1/-1 18:42		MIN	1-0 1/1 27:25	MIN	DNP	3/37L 59	MIN
3-Nov	vs. NYI	1-1 3/1 16:17	0-2 3/1 15:24		MIN	1-0 3/4 23:54	MIN	2/33W 60	DNP	MIN
5-Nov	at FLA	0-0 1/-3 22:33	0-0 1/-2 17:35		MIN	0-0 4/-3 28:27	MIN	6/49L 59	DNP	MIN
6-Nov	vs. FLA	1-1 4/1 15:29	0-0 3/1 16:33		MIN	0-0 1/-2 26:38	MIN	2/20W 60	DNP	MIN
9-Nov	vs. EDM	1-2 4/0 12:46	1-0 2/2 12:23		MIN	2-0 4/1 20:05	MIN	1/22W 60	DNP	MIN
11-Nov	vs. PHI	0-0 1/-3 18:34	1-0 2/1 17:57		MIN	0-0 2/-2 21:01	MIN	4/13L 26	4/13 34	MIN
13-Nov	at MTL	0-0 2/-1 15:49	0-0 2/-3 12:59		MIN	0-0 1/-1 26:17	MIN	4/22L 36	3/11 24	MIN
17-Nov	vs. OTT	0-0 0/1 15:30	2-2 2/4 16:40		MIN	0-1 0/4 23:59	MIN	1/24W 60	DNP	MIN
19-Nov	at PIT	0-0 5/-2 15:44	0-0 2/-1 23:27		MIN	0-0 2/0 24:48	MIN	DNP	4/360 65	MIN
20-Nov	vs. NSH	0-1 2/1 17:32	0-0 2/-1 18:35		MIN	0-0 3/0 27:45	MIN	1/270 65	DNP	MIN
24-Nov	vs. WSH	0-1 2/0 15:34	0-0 3/-1 16:27		MIN	0-0 1/-2 27:26	MIN	DNP	3/38L 59	MIN
26-Nov	at BOS	1-1 (W) 2/0 9:46	0-0 1/0 16:04		MIN	0-1 1/0 24:36	MIN	0/37W 60	DNP	MIN
28-Nov	at WSH	0-0 3/1 14:38	0-0 2/0 16:42		MIN	0-0 1/1 25:24	MIN	2/400 64	DNP	MIN
29-Nov	vs. DAL	0-0 2/-1 16:12	0-0 1/-1 15:32		MIN	0-0 1/-1 23:50	MIN	4/33L 60	DNP	MIN
3-Dec	vs. COL	1-0 4/1 16:19	0-0 4/0 19:53		MIN	0-0 0/0 23:57	MIN	1/35W 61	DNP	MIN
4-Dec	at NSH	0-0 2/-2 18:34	0-0 4/-1 16:08		MIN	1-1 4/-1 21:05	MIN	4/38L 60	DNP	MIN
10-Dec	at DAL	0-0 1/0 17:42	0-0 0/0 15:41		MIN	0-0 2/1 28:17	MIN	1/290 65	DNP	MIN
11-Dec	at STL	0-0 3/0 19:03	0-0 3/0 14:23		MIN	0-0 2/0 26:19	MIN	1/39W 65	DNP	MIN
15-Dec	at FLA	0-2 8/0 20:32	0-0 2/0 12:50		MIN	0-0 0/1 24:10	MIN	2/5 2	1/22W 58	MIN
16-Dec	at ATL	0-0 2/0 19:04	0-0 3/0 17:52		MIN	0-0 2/-1 25:14	MIN	2/47W 65	DNP	MIN
18-Dec	vs. ANA	0-1 2/0 15:47	0-0 1/0 13:21		MIN	1-0 1/1 23:08	MIN	2/45W 60	DNP	MIN
20-Dec	at TB	0-1 3/0 14:38	0-0 2/-2 15:56		MIN	0-0 2/-2 19:30	MIN	DNP	5/34L 60	MIN
23-Dec	vs. MTL	0-0 2/-1 14:58	1-0 2/2 16:01		MIN	0-0 2/1 22:35	MIN	3/29L 59	DNP	MIN
26-Dec	vs. WSH	0-1 2/1 13:16	0-0 1/-1 16:29		MIN	0-0 2/-1 26:00	MIN	3/30L 59	DNP	MIN
28-Dec	at TOR	1-0 4/1 15:08	0-0 2/0 19:03		MIN	0-0 2/0 25:17	MIN	3/37W 60	DNP	MIN
29-Dec	at OTT	0-0 0/1 17:32	0-0 1/0 18:26		MIN	0-1 2/2 23:40	MIN	0/37W 60	DNP	MIN
1-Jan	vs. NJ	2-0 2/2 15:27	0-2 0/1 16:40		MIN	0-2 2/-1 23:36	MIN	3/28W 60	DNP	MIN
3-Jan	vs. FLA	0-0 2/-2 16:43	0-0 3/-2 16:14		MIN	0-0 0/1 26:52	MIN	4/280 61	DNP	MIN
5-Jan	at NYR	0-0 1/0 18:16	0-0 1/0 17:09		MIN	0-1 4/0 29:09	MIN	2/350 63	DNP	MIN
7-Jan	at FLA	2-1 4/3 17:18	0-0 4/1 16:09		MIN	0-0 1/-1 21:15	MIN	DNP	3/35W 60	MIN
9-Jan	vs. ATL	1-0 3/0 18:31	0-0 3/0 17:18		MIN	0-2 4/0 28:02	MIN	DNP	3/28W 62	MIN
11-Jan	vs. CGY	0-1 2/0 20:22	0-1 2/-2 17:13		MIN	0-0 3/2 28:25	MIN	5/32W 65	DNP	MIN
13-Jan	at BUF	1-0 4/1 16:55	0-0 1/-1 15:00		MIN	0-1 2/1 22:25	MIN	3/35L 58	DNP	MIN
15-Jan	vs. TB	1-1 1/1 14:19	1-0 1/0 15:37		MIN	0-1 2/-1 24:05	MIN	4/34W 60	DNP	MIN
17-Jan	at BOS	0-0 4/-1 15:26	0-0 0/-1 16:12		MIN	0-0 3/-1 22:52	MIN	2/5L 11	5/33 49	MIN
18-Jan	vs. BOS	0-1 4/1 18:20	1-0 4/1 16:17		MIN	0-1 5/0 22:26	MIN	3/28L 59	DNP	MIN
20-Jan	vs. NYR	1-1 3/1 13:29	1-1 6/1 15:24		MIN	0-1 2/1 19:54	MIN	1/40W 60	DNP	MIN
22-Jan	at PIT	0-0 5/1 18:14	0-0 1/0 15:57		MIN	0-1 3/-1 26:58	MIN	3/31L 59	DNP	MIN
24-Jan	vs. TOR	1-0 (W) 3/-1 15:55	0-0 0/-1 10:44		MIN	1-1 3/0 28:24	MIN	4/30W 60	DNP	MIN
26-Jan	at NYI	0-0 1/0 13:30	0-0 1/0 13:50		MIN	0-1 2/1 22:00	MIN	2/25W 60	DNP	MIN
1-Feb	vs. BOS	0-0 1/-1 19:47	0-0 2/-1 18:18		MIN	1-0 3/-2 23:37	MIN	3/33L 59	DNP	MIN
3-Feb	at TOR	0-0 1/-1 17:17	0-0 5/-2 18:27		MIN	0-0 3/-2 24:27	MIN	3/41L 60	DNP	MIN
5-Feb	vs. ATL	0-1 2/-1 19:34	0-0 0/-1 14:47		MIN	0-0 6/0 27:04	MIN	3/37W 63	DNP	MIN
8-Feb	at NJ	2-0 3/-2 15:49	0-0 1/-1 13:06		MIN	0-1 2/-2 21:33	MIN	3/340 63	DNP	MIN
10-Feb	at PHI	0-0 1/1 18:00	0-1 6/1 15:56		MIN	0-0 3/0 27:11	MIN	2/25L 59	DNP	MIN
12-Feb	at TB	1-0 4/0 16:34	0-0 0/0 15:02		MIN	0-1 4/1 25:40	MIN	4/410 61	DNP	MIN
13-Feb	at ATL	0-1 1/1 17:05	0-0 1/-2 18:19		MIN	0-0 2/0 8:05	MIN	2/43W 60	DNP	MIN
16-Feb	at NJ	0-0 0/0 17:25	0-0 1/0 15:51		MIN	0-0 3/0 9:02	MIN	3/22L 57	DNP	MIN
18-Feb	vs. PHI	1-0 2/1 15:18	1-0 2/2 16:19		MIN	0-0 1/0 4:36	MIN	2/23W 59	DNP	MIN
19-Feb	vs. NJ	0-0 3/0 16:05	0-0 1/0 13:16		MIN	0-1 3/1 9:06	MIN	4/25L 60	DNP	MIN
22-Feb	vs. NYR	0-0 1/-2 17:33	0-0 1/-2 15:54		MIN	0-0 2/0 6:52	MIN	3/460 65	DNP	MIN
25-Feb	vs. PIT	0-0 2/0 14:04	0-0 0/0 17:26	0-0 0/2 17:49	DND	1-0 (W) 5/0 23:44	MIN	1/34W 60	DNP	MIN
26-Feb	at MTL	0-1 3/-1 18:10	0-1 2/-2 12:34	1-0 2/1 22:34	MIN	0-1 5/0 12:52	MIN	4/27L 59	DNP	MIN
1-Mar	vs. FLA	0-0 1/0 14:41	0-0 4/0 15:39	1-1 2/1 21:49	MIN	0-0 0/0 7:45	MIN	1/42W 60	DNP	MIN
3-Mar	vs. BUF	0-1 1/0 14:08	1-0 1/0 16:37	0-0 0/0 19:36	MIN	0-0 2/0 6:12	MIN	2/29W 60	DNP	MIN
4-Mar	at CHI	1-0 3/0 16:23	0-0 2/0 15:48	0-1 1/-2 17:33	MIN	0-0 0/-2 8:53	MIN	DNP	5/29L 60	MIN
9-Mar	vs. ATL	0-0 1/0 17:36	0-0 1/0 14:52	0-1 4/0 20:13	MIN	0-0 1/1 4:42	MIN	3/290 62	DNP	MIN
11-Mar	at WSH	0-0 3/-1 15:49	0-0 1/-1 13:46	0-1 3/1 22:46	DND	0-0 5/-1 29:36	MIN	2/26L 58	DNP	MIN
12-Mar	vs. CBJ	1-0 4/0 16:37	0-0 3/-1 15:33	0-0 1/0 21:47	DND	0-0 2/0 24:25	MIN	2/27L 58	DNP	MIN
15-Mar	at BUF	0-0 6/0 17:37	0-1 1/1 14:41	0-0 0/0 18:16	MIN	0-0 1/0 5:48	MIN	0/40W 60	DNP	MIN
16-Mar	vs. TOR	0-0 3/0 20:53	1-0 5/0 17:02	0-0 3/-1 14:17	MIN	0-0 1/0 6:14	MIN	3/19L 59	DNP	MIN
18-Mar	vs. NYI	1-1 4/2 16:56	0-0 0/0 14:37	0-1 1/-1 17:45	MIN	0-0 0/0 6:02	MIN	2/37W 64	DNP	MIN
22-Mar	vs. OTT	0-1 1/0 17:32	2-0 2/1 15:52	1-0 (W) 2/1 19:39	MIN	0-0 1/0 4:37	MIN	3/39W 60	DNP	MIN
25-Mar	at TB	1-0 4/1 14:27	0-0 2/-1 16:13	0-1 2/1 17:16	MIN	0-0 3/0 5:32	MIN	3/21W 60	DNP	MIN
26-Mar	vs. TB	0-0 2/-1 17:11	0-0 4/-1 16:16	0-2 0/-1 19:32	MIN	0-0 0/0 5:15	MIN	3/31L 59	DNP	MIN
29-Mar	at WSH	1-0 2/0 19:22	0-0 1/-1 11:42	0-0 1/0 19:48	MIN	0-0 0/0 5:50	MIN	2/40W 65	DNP	MIN
30-Mar	vs. MTL	2-1 5/4 17:52	0-0 1/1 18:26	1-1 1/0 18:08	MIN	0-0 1/0 6:08	MIN	2/40W 60	DNP	MIN
2-Apr	at NYI	0-0 2/1 15:23	0-0 3/-2 13:49	0-0 1/1 17:21	MIN	0-0 0/0 5:42	MIN	2/31W 60	DNP	MIN
3-Apr	vs. BUF	0-0 3/-1 20:37	0-1 0/1 12:52	0-0 2/0 20:19	MIN	0-0 0/0 5:24	MIN	2/310 63	DNP	MIN
6-Apr	vs. DET	1-0 5/1 16:23	0-0 3/0 16:30	0-1 4/0 16:21	MIN	0-0 1/0 7:43	MIN	0/42W 60	DNP	MIN
8-Apr	at ATL	1-2 3/2 17:48	0-1 2/0 13:58	0-1 2/1 14:47	MIN	0-0 1/0 12:05	MIN	1/19W 60	DNP	MIN
9-Apr	vs. TB	0-1 6/-3 20:19	1-0 4/0 16:46	1-0 3/-2 20:45	MIN	0-0 0/0 3:09	MIN	4/33L 59	DNP	MIN

Skaters: Goals-Assists (Game Winning) Shots / (+/-) TOI

Goalies: Goals Allowed / Shots Decision Minutes Played

SEPTEMBER 2010

- 17 Signed free-agent forward Patrick O'Sullivan to a one-year, two-way contract
- 21 Signed forward Jeff Skinner to a three-year, entry-level contract
- 22 Assigned defensemen Austin Levi (Plymouth – OHL) and Rasmus Rissanen (Everett – WHL) to their respective junior clubs
- 25 Assigned goaltender Mike Murphy; forwards Nicolas Blachard, Stefan Chaput, Nick Dodge, Matt Kennedy, Mike McKenzie, Oskar Osala and Chris Terry; and defensemen Brett Bellemore, Casey Borer, Zack Fitzgerald, Michal Jordan and Kyle Lawson, to Charlotte (AHL)
- 26 Assigned forwards Jon Matsumoto, Riley Nash, Jerome Samson and Jared Staal, as well as defenseman Bryan Rodney, to Charlotte (AHL)
- 29 Assigned forward Zach Boychuk to Charlotte (AHL)
- 30 Placed forward Sergei Samsonov on injured reserve (neck)

OCTOBER 2010

- 9 Assigned defensemen Brett Carson and Bobby Sanguinetti, as well as goaltender Justin Pogge, to Charlotte (AHL)
- 12 Assigned forward Jiri Tlustý to Charlotte (AHL) on a conditioning stint
- 14 Activated forward Sergei Samsonov from injured reserve (neck)
- 16 Recalled defenseman Brett Carson from Charlotte (AHL)
- 24 Reassigned defenseman Brett Carson to Charlotte (AHL)
- 26 Recalled forward Jiri Tlustý from Charlotte (AHL) following a two-week conditioning stint
- 31 Recalled forward Jon Matsumoto from Charlotte (AHL) and assigned forwards Drayson Bowman and Zac Dalpe to Charlotte (AHL)

NOVEMBER 2010

- 4 Recalled defenseman Brett Carson from Charlotte (AHL) on an emergency basis for Joni Pitkanen
- 9 Reassigned defenseman Brett Carson to Charlotte (AHL)
- 16 Claimed forward Troy Bodie on waivers from Anaheim
- 17 Acquired defenseman Ian White and forward Brett Sutter from Calgary in exchange for defenseman Anton Babchuk and forward Tom Kostopoulos; Recalled defenseman Brett Carson from Charlotte (AHL)
- 18 Reassigned defenseman Brett Carson to Charlotte (AHL)
- 23 Forward Patrick O'Sullivan claimed on waivers by Minnesota; Acquired forward Ryan Carter from Anaheim in exchange for forwards Stefan Chaput and Matt Kennedy
- 25 Reassigned forward Jon Matsumoto to Charlotte (AHL)

DECEMBER 2010

- 14 Recalled defenseman Bryan Rodney from Charlotte (AHL) on an emergency basis for Jay Harrison
- 17 Recalled forward Zach Boychuk from Charlotte (AHL) on an emergency basis for Jiri Tlustý
- 19 Reassigned defenseman Bryan Rodney to Charlotte (AHL)
- 29 Recalled forward Jon Matsumoto and defenseman Bryan Rodney from Charlotte (AHL) on an emergency basis
- 30 Reassigned forward Jon Matsumoto and defenseman Bryan Rodney to Charlotte (AHL)
- 31 Recalled forward Zac Dalpe and defenseman Brett Carson from Charlotte (AHL) on an emergency basis

JANUARY 2011

- 7 Recalled forward Jon Matsumoto from Charlotte (AHL) on an emergency basis
- 9 Reassigned defenseman Brett Carson to Charlotte (AHL)
- 11 Reassigned forward Jon Matsumoto to Charlotte (AHL)
- 14 Reassigned forward Zac Dalpe to Charlotte (AHL)
- 17 Activated Jiri Tlustý from injured reserve
- 19 Reassigned forward Zach Boychuk to Charlotte (AHL)
- 24 Recalled forward Zach Boychuk from Charlotte (AHL)
- 27 Reassigned forward Zach Boychuk to Charlotte (AHL)

FEBRUARY 2011

- 2 Recalled forward Zach Boychuk from Charlotte (AHL) on an emergency basis
- 9 Recalled defenseman Brett Carson from Charlotte (AHL) on an emergency basis
- 11 Recalled forward Brett Sutter from Charlotte (AHL) on an emergency basis
- 12 Reassigned defenseman Brett Carson to Charlotte (AHL)
- 13 Recalled forwards Zac Dalpe and Jerome Samson from Charlotte (AHL) on an emergency basis; Reassigned forwards Zach Boychuk and Brett Sutter to Charlotte (AHL)
- 14 Reassigned forward Zac Dalpe to Charlotte (AHL)
- 15 Recalled defenseman Brett Carson from Charlotte (AHL)
- 18 Acquired defenseman Derek Joslin from San Jose in exchange for future considerations; Acquired San Jose's 2012 second-round draft pick in exchange for defenseman Ian White
- 22 Acquired forward Cory Stillman from Florida in exchange for forward Ryan Carter and Carolina's 2011 fifth-round draft pick
- 28 Defenseman Brett Carson claimed on waivers by Calgary
- 28 Acquired defenseman Bryan Allen from Florida in exchange for forward Sergei Samsonov

MARCH 2011

- 10 Recalled forward Drayson Bowman from Charlotte (AHL)

APRIL 2011

- 4 Signed defenseman Rasmus Rissanen to a three-year, entry-level contract
- 11 Reassigned forward Drayson Bowman to Charlotte (AHL)
- 12 Signed defenseman Justin Krueger to a one-year, entry-level contract
- 15 Signed defenseman Justin Faulk to a three-year, entry-level contract

JUNE 2011

- 4 Signed defenseman Tommi Kivisto and forward Mattias Lindstrom to three-year, entry level contracts
- 7 Rod Brind'Amour and Dave Lewis named assistant coaches; Ron Francis named director of hockey operations; Tom Rowe named pro scout
- 16 Signed defenseman Jay Harrison to a two-year contract
- 28 Signed forward Patrick Dwyer to a two-year contract; Signed defenseman Joni Pitkanen to a three-year contract;
- 29 Signed forward Chad LaRose to a two-year contract
- 30 Signed forward Jussi Jokinen to a three-year contract

JULY 2011

- 1 Signed forward Jiri Tlustý to a one-year contract; Signed forward Tim Brent to a two-year contract; Signed goaltender Brian Boucher to a two-year contract; Signed forward Alexei Ponikarovsky to a one-year contract
- 2 Signed forward Justin Soryal to a one-year, two-way contract; Signed forward Anthony Stewart to a two-year contract
- 5 Signed defenseman Tomas Kaberle to a three-year contract; Acquired Boston's 2012 fourth-round pick from Boston in exchange for defenseman Joe Corvo
- 8 Signed defenseman Brett Bellemore to a two-year, two-way contract; Signed defenseman Derek Joslin to a two-year contract
- 13 Signed forward Brandon Sutter to a three-year contract
- 15 Signed forward Chris Durno to a one-year, two-way contract; Signed forward Brett Sutter to a one-year, two-way contract; Signed defenseman Bobby Sanguinetti to a one-year, two-way contract

1979

APRIL 22 Named Don Blackburn head coach.
 JUNE 22 Claimed Maynard Schurman from the Philadelphia Flyers and Al Sims from the Boston Bruins in NHL Expansion Draft; Selected Bob Stephenson in WHA Dispersal Draft.
 AUGUST 28 Signed Chuck Luksa as a free agent.
 SEPTEMBER 20 Signed Ken Holland as a free agent.
 NOVEMBER 2 Signed Greg Carroll as a free agent.
 DECEMBER 27 Signed Larry Giroux as a free agent.
 DECEMBER 28 Acquired Pat Boutette from the Toronto Maple Leafs for Bob Stephenson.

1980

JANUARY 17 Obtained Tom Rowe from Washington Capitals for Alan Hangesleben.
 FEBRUARY 27 Acquired Bobby Hull from Winnipeg Jets for future considerations.
 JUNE 4 Gordie Howe retired and became director of player development.
 JUNE 5 Obtained Rick Meagher from Montreal Canadiens for 1981 third and fifth round draft picks (Paul McDermid, Don Bourbonnais) for Montreal's third and fifth picks in the same draft (Dreter Hegen, Steve Rooney).
 JUNE 15 Acquired Mike Veisor from Chicago Blackhawks for a second-round 1981 draft pick (Kevin Griffin).
 AUGUST 30 Signed Glenn Merkosky as a free agent.
 DECEMBER 5 Acquired Norm Barnes and Jack McIlhargey from Philadelphia Flyers for a 1982 second-round draft choice (later transferred to Toronto, Peter Ihnacek).
 DECEMBER 16 Obtained Mike Fidler from Minnesota North Stars for Gordie Roberts.

1981

JANUARY 15 Acquired a 1981 fifth-round draft pick (Bill Maguire) from the New York Rangers for Nick Fotiu.
 FEBRUARY 20 Acquired Gilles Lupien from Pittsburgh Penguins for a 1981 sixth-round draft pick (Paul Edwards); Don Blackburn fired as head coach; Named assistant coach Larry Pleau as interim head coach (interim dropped on March 9).
 FEBRUARY 22 Captain Rick Ley retires due to a knee injury and becomes assistant coach.
 MARCH 3 Signed Ross Yates as a free agent.
 APRIL 1 Named Larry Pleau director of hockey operations.
 APRIL 2 Signed Dan Fridgen as a free agent.
 MAY 15 Signed Jeff Brownschidle as a free agent.
 JUNE 15 Signed Greg Millen as a free agent from the Pittsburgh Penguins. Pat Boutette and Kevin McClelland later sent to Pittsburgh as compensation.
 JULY 3 Acquired Rick MacLeish, Don Gillen, Blake Wesley, along with a first-round pick (Paul Lawless), a second-round pick (Mark Paterson) and a third round pick (Kevin Dineen) in 1982 draft from Philadelphia Flyers for Fred Arthur, Ray Allison, a first-round pick (Ron Sutter) and a third-round pick (Miroslav Dvorak) in 1982.
 OCTOBER 2 Obtained Gary Howatt from New York Islanders for a fifth-round 1983 draft pick (Bob Caulfield); Obtained Doug Sulliman, Chris Kotsopoulos and Gerry McDonald from the New York Rangers for Mike Rogers and a 10th-round 1982 pick (Simo Saarinen).
 OCTOBER 5 Claimed Rob McClanahan from the Buffalo Sabres and Mike McDougal from New York Rangers in NHL Waiver Draft.
 OCTOBER 16 Signed Paul Shmyr as a free agent.
 NOVEMBER 15 Acquired George Lyle from the Detroit Red Wings off waivers.
 DECEMBER 21 Acquired Pierre Larouche from Montreal Canadiens for a flip-flop of first-round draft picks in 1984 (Montreal selected Peter Svoboda fifth overall, Hartford chose Sylvain Cote 11th overall), Hartford's second pick in 1984 (Brian Benning – which was later traded by Montreal to St. Louis along with Rick Walmsey and Montreal's second choice – Tony Hrkac – and third choice – Robert Dirk – for St. Louis' first choice – Shayne Corson – and second – Stephane Richer – in 1984 draft), and a third-round choice in 1985 (Rocky Dundas).
 DECEMBER 29 Acquired Russ Anderson and an eighth-round draft pick in 1983 (Chris DuPerron) for Rick MacLeish.

1982

JANUARY 12 Acquired Michel Plasse and a 1983 fourth-round draft pick (Ron Chyzowski) from the Quebec Nordiques for John Garrett.
 JANUARY 29 Traded Rob McClanahan to New York Rangers for a 10th-round 1983 draft pick (Reine Karlsson).
 JUNE 2 Named Larry Kish head coach; Larry Pleau to remain director of hockey operations.

AUGUST 19 Acquired Greg Adams and Ken Linseman from Philadelphia along with the Flyers' first-round draft choice in 1983 (David A. Jensen) for Mark Howe; Obtained Risto Siltanen and Brent Loney from Edmonton for Ken Linseman and Don Nachbaur.
 AUGUST 28 Signed Bob Sullivan as a free agent.
 SEPTEMBER 17 Signed Archie Henderson as a free agent.
 OCTOBER 3 Acquired Mark Johnson and Kent-Erik Anderson from the Minnesota North Stars for a 1984 fifth-round draft choice (Jiri Poner) and future considerations (Jordy Douglas); Obtained Ed Hospodar from the New York Rangers for Kent-Erik Anderson.
 OCTOBER 15 Obtained Merlin Malinowski and the rights to Scott Fusco from the New Jersey Devils for Gary Howatt and Rick Meagher.
 OCTOBER 22 Acquired Paul Marshall from Toronto Maple Leafs for a 1983 10th-round draft pick (Greg Rolston).
 DECEMBER 3 Acquired Pierre Lacroix from the Quebec Nordiques for Blake Wesley.
 DECEMBER 24 Signed Randy Pierce as a free agent.

1983

JANUARY 24 Larry Pleau assumes head coaching duties from Larry Kish.
 MARCH 7 John Cunniff named head coach.
 MAY 2 Named Emile Francis president and general manager; Larry Pleau named assistant general manager.
 JULY 3 Acquired Joel Quenneville and Richie Dunn from Calgary Flames for Mickey Volcan.
 JULY 4 Acquired Norm Dupont from Winnipeg Jets for a fourth-round pick (Chris Mills).
 JULY 7 Named Jack Evans head coach.
 SEPTEMBER 18 Acquired Steve Stoyanovich from the New York Islanders for a 1985 fifth-round pick (Tommy Hedland).
 SEPTEMBER 29 Signed Marty Howe as a free agent.
 OCTOBER 1 Acquired Greg Malone from Pittsburgh Penguins for a third-round 1985 draft pick (Bruce Racine).
 OCTOBER 2 Signed free agent Paul Fenton.
 OCTOBER 3 Claimed Mike Zuke, Bob Crawford and Mike Crombeen from St. Louis Blues in NHL Waiver Draft.
 OCTOBER 4 Acquired Torrie Robertson from the Washington Capitals for Greg Adams.
 NOVEMBER 10 Acquired Ed Staniowski from Winnipeg Jets for Mike Veisor.
 DECEMBER 17 Signed Reid Bailey as a free agent.

1984

JANUARY 21 Signed Tony Currie as a free agent after release from Vancouver Canucks.
 FEBRUARY 27 Obtained Scot Kleinendorst from the New York Rangers for Blaine Stoughton.
 FEBRUARY 29 Signed Dave Tippett as a free agent.
 MARCH 1 Signed Mark Fusco as a free agent.
 MARCH 3 Acquired Jack Brownschidle off waivers from St. Louis Blues.
 MAY 29 Acquired Brad Shaw from the Detroit Red Wings for a 1984 eighth-round draft pick (Lars Karlsson).
 SEPTEMBER 6 Acquired Steve Weeks from the New York Rangers for a 1986 third-round draft pick (Shaun Clauston).
 OCTOBER 9 Acquired Wally Weir from Quebec Nordiques and Dave Lumley from Edmonton Oilers in NHL Waiver Draft.
 NOVEMBER 16 Acquired Pat Boutette from the Pittsburgh Penguins for the rights to Ville Siren.

1985

FEBRUARY 22 Acquired Mike Liut and future considerations (Jorgen Pettersson) from the St. Louis Blues for Greg Millen and Mark Johnson.
 MARCH 12 Acquired Peter Sidorkiewicz and Dean Evason from the Washington Capitals for David A. Jensen.
 SEPTEMBER 17 Signed John Newberry as a free agent.
 OCTOBER 7 Obtained Stewart Gavin from Toronto Maple Leafs for Chris Kotsopoulos.
 OCTOBER 8 Purchased Tim Bothwell from the St. Louis Blues.
 NOVEMBER 21 Acquired Dave Babych from the Winnipeg Jets for Ray Neufeld.
 DECEMBER 6 Acquired Doug Jarvis from the Washington Capitals for Jorgen Pettersson.

TRADES AND ACQUISITIONS

1986

JANUARY 17	Acquired Wayne Babych from the Quebec Nordiques for Greg Malone.
FEBRUARY 3	Obtained Bill Gardner from the Chicago Blackhawks for a 1987 third-round draft pick (Mike Dagenais).
MARCH 8	Acquired John Anderson from the Quebec Nordiques for Risto Siltanen.
MARCH 11	Acquired Mike McEwen from the New York Rangers for Bob Crawford.
OCTOBER 7	Acquired Yves Courteau from Calgary Flames for Mark Paterson.
OCTOBER 9	Claimed Gord Sherven from Edmonton Oilers in NHL Waiver Draft.
OCTOBER 21	Acquired Dave Barr from St. Louis Blues for Tim Bothwell.
DECEMBER 11	Acquired Dave Semenko from the Edmonton Oilers for a third-round 1988 draft choice (Trevor Sim).

1987

JANUARY 12	Acquired Randy Ladouceur from Detroit Red Wings for Dave Barr.
MARCH 10	Acquired Pat Hughes from St. Louis Blues for a 1987 10th-round draft choice (Andy Cesarski).
JULY 27	Signed free agents Roger Kortko and Tom Martin.
SEPTEMBER 8	Acquired Bill Root from the Toronto Maple Leafs for Dave Semenko.
OCTOBER 5	Acquired Mark Reeds from the St. Louis Blues for a third-round pick in 1989 draft (later upgraded to a 1989 second-round pick in Charles Bourgeois deal – Rick Corriveau); Acquired Brent Peterson from the Vancouver Canucks in the 1987 waiver draft.
OCTOBER 15	Signed Dave Williams as a free agent.

1988

JANUARY 3	Acquired Neil Sheehy, Carey Wilson, and the rights to Lane MacDonald from the Calgary Flames for Dan Murzyn and Shane Churla.
JANUARY 22	Acquired Lindsay Carson from the Philadelphia Flyers for Paul Lawless.
FEBRUARY 7	Named Larry Pleau head coach, replacing Jack Evans.
FEBRUARY 27	Signed Mike McEwen as a free agent.
MARCH 8	Acquired Charlie Bourgeois and a second-round draft pick in 1989 (Blair Atcheynum) from St. Louis Blues for a 1989 second-round draft selection (Rick Corriveau); Acquired Richard Brodeur from the Vancouver Canucks for Steve Weeks.
MAY 15	Signed Mike Tomlak as a free agent.
JUNE 14	Signed Ross McKay as a free agent.
JUNE 20	Donald Conrad and Richard Gordon purchased the Hartford Whalers.
JULY 6	Acquired Ed Kastelic and Grant Jennings from Washington Capitals for Mike Millar and Neil Sheehy.
AUGUST 3	Signed Allan Tuer as a free agent.
NOVEMBER 29	Claimed Tom Martin off of waivers from Minnesota North Stars.
DECEMBER 26	Acquired Don Maloney, Brian Lawton, and Norm MacIver from the New York Rangers for Carey Wilson and a fifth-round draft choice in 1990 (Lubos Rob).

1989

MARCH 6	Acquired Jim Thomson from Washington Capitals for Scot Kleinendorst.
MARCH 7	Acquired Jim Pavese from Detroit Red Wings for Torrie Robertson.
MAY 11	Named Ed Johnston vice president and general manager.
MAY 12	Named Richard Gordon managing general partner, replacing Don Conrad.
MAY 16	Fired Larry Pleau as head coach.
JUNE 7	Named Rick Ley head coach.
JUNE 17	Acquired Pat Verbeek from New Jersey Devils for Sylvain Turgeon.
JULY 20	Named Brent Peterson assistant coach.
SEPTEMBER 13	Signed Daryl Reaugh as a free agent.
OCTOBER 2	Acquired Bo Mikael Andersson from Buffalo Sabres in the 1989 NHL Waiver Draft for \$30,000.
OCTOBER 7	Acquired Mike Berger from Minnesota North Stars for the rights to Kevin Sullivan.
OCTOBER 10	Acquired Jim Ennis from Edmonton Oilers for Norm MacIver.
OCTOBER 16	Signed Steve Dykstra as a free agent.
OCTOBER 31	Acquired Chris Cichocki from New Jersey Devils for Jim Thomson.
DECEMBER 13	Acquired Randy Cunneynworth from the Winnipeg Jets for Paul MacDermid.

1990

MARCH 3	Acquired Jeff Sirkka from Boston Bruins for Steve Dykstra.
MARCH 5	Acquired Yvon Corriveau from the Washington Capitals for Mike Liut.
MARCH 11	Acquired Cam Brauer from the Edmonton Oilers for Marc Laforge.
JULY 9	Traded Jody Hull to the New York Rangers for Carey Wilson and future considerations.
JULY 16	Signed John Stevens as a free agent.

OCTOBER 1	Traded Dave Tippett to the Washington Capitals for a sixth-round draft pick in 1992 (Jarret Reid); Signed free agent Paul Cyr.
OCTOBER 3	Traded Joel Quenneville to the Washington Capitals for cash.
OCTOBER 7	Signed Todd Richards as a free agent.
OCTOBER 31	Acquired Marc Bergevin from the New York Islanders for a fifth-round choice in 1992 (Ryan Duthie).
NOVEMBER 13	Acquired Doug Crossman from the New York Islanders for Ray Ferraro.
DECEMBER 21	Acquired Rob Brown from the Pittsburgh Penguins for Scott Young.

1991

FEBRUARY 20	Acquired Doug Houda from the Detroit Red Wings for Doug Crossman.
MARCH 4	Acquired John Cullen, Zarley Zalapski and Jeff Parker from the Pittsburgh Penguins for Ron Francis, Ulf Samuelsson and Grant Jennings.
MARCH 5	Acquired Mark Hunter from the Calgary Flames for Carey Wilson.
MAY 29	Fired head coach Rick Ley.
JUNE 7	Named Jim Roberts head coach.
AUGUST 26	Acquired Paul Fenton from the Calgary Flames for a 1992 sixth-round draft pick (Joel Bouchard).
SEPTEMBER 4	Signed Mario Gosselin as a free agent.
SEPTEMBER 5	Signed Barry Pederson as a free agent.
SEPTEMBER 8	Traded Sylvain Cote to the Washington Capitals for a 1992 second-round draft pick (Andrei Nikolishin).
SEPTEMBER 17	Acquired Andrew Cassels from the Montreal Canadiens for a 1992 second-round draft pick (Valeri Bure).
OCTOBER 2	Acquired Dan Keczer from the San Jose Sharks for Dean Evason.
OCTOBER 3	Acquired Lee Norwood from the New Jersey Devils for future considerations.
OCTOBER 4	Traded Todd Krygier to the Washington Capitals for 1993 fourth-round draft pick (later traded to the Calgary Flames, who selected Jason Smith).
OCTOBER 18	Traded Paul Fenton to the San Jose Sharks for Mike McHugh.
NOVEMBER 13	Acquired Murray Craven and a 1992 fourth-round draft pick (Kevin Smyth) from the Philadelphia Flyers for Kevin Dineen; Traded Lee Norwood to St. Louis Blues for future considerations.
NOVEMBER 21	Acquired Jukka Suomalainen from the Minnesota North Stars to complete a draft-day deal (June 22, 1991) in which Minnesota obtained Hartford's fifth round pick (Mike Kennedy) for future considerations.
DECEMBER 20	Acquired Daniel Shank from the Detroit Red Wings for Chris Tancill.

1992

JANUARY 24	Acquired Steve Konroyd from the Chicago Blackhawks for Rob Brown.
JANUARY 27	Acquired Paul Gillis from the Chicago Blackhawks for future considerations.
MARCH 10	Acquired Frank Pietrangelo from the Pittsburgh Penguins for 1994 third and seventh-round draft picks (Sven Butenschon, Serge Aubin). Fired Ed Johnston as vice president and general manager.
MAY 12	Named Brian Burke general manager.
MAY 26	Acquired Nick Kypreos from the Washington Capitals for Mark Hunter and Yvon Corriveau; Paul Holmgren named head coach; Traded Brad Shaw to the New Jersey Devils for cash.
JUNE 16	Acquired Allen Pedersen from the Minnesota North Stars for a conditional 1993 draft pick (Rick Mrozik).
JUNE 24	Signed Jim Agnew to a free agent contract.
JULY 8	Acquired Tim Kerr from the New York Rangers for a 1993 seventh-round pick (Sergei Kondrashkin).
AUGUST 20	Traded Yvon Corriveau to the Washington Capitals to complete Nick Kypreos trade.
AUGUST 28	Acquired Sean Burke and Eric Weinrich from New Jersey Devils for Bobby Holik, a 1993 second-round draft pick (Jay Pandolfo) and future considerations.
SEPTEMBER 3	Acquired Mark Janssens from the Minnesota North Stars for James Black.
SEPTEMBER 14	NHL arbitrator K. Allen Hinnegan accepts proposal of a third (Sven Butenschon) and a seventh-round draft choice (Serge Aubin) in the 1994 Entry Draft as the future considerations for Frank Pietrangelo.
OCTOBER 1	Acquired Corrie D'Alessio and a 1993 fifth-round choice (later traded back to the Vancouver Canucks in Murray Craven trade) from the Vancouver Canucks for Kay Whitmore.
OCTOBER 9	Traded Michel Picard to the San Jose Sharks for future considerations.
OCTOBER 30	Named Tom Rowe director of hockey operations.
NOVEMBER 21	Acquired Jamie Leach off waivers from the Pittsburgh Penguins.
NOVEMBER 24	Traded John Cullen to the Toronto Maple Leafs for a second-round pick in 1993 (later traded to San Jose – Vlastimil Kroupa).

1993

JANUARY 21	Acquired Yvon Corriveau from the San Jose Sharks as the future considerations for Michel Picard.
MARCH 22	Acquired Robert Kron, a conditional draft pick (Marek Malik), and future considerations (Jim Sandlak) from the Vancouver Canucks for Murray Craven and a 1993 fifth-round draft choice (Scott Walker); Acquired a sixth-round draft pick from the Detroit Red Wings (later traded back to Detroit – Tim Spitzig) for Steve Konroyd.
JUNE 1	Acquired Brad McCrimmon from the Detroit Red Wings for a 1993 fifth-round draft pick (pick had been previously acquired from Detroit in Steve Konroyd trade).
JUNE 20	Acquired Sergei Makarov from the Calgary Flames for future considerations.
JUNE 26	Traded first (Viktor Kozlov), second (Vlastimil Kroupa) and third-round draft picks (Ville Peltonen) in 1993 and future considerations (Sergei Makarov) to San Jose for the Sharks' first-round draft pick (second overall, Chris Pronger); Traded second-round draft pick (Jason Podollan) to Florida.
AUGUST 9	Signed free agents Jeff Bloemberg, Rob Corwie and Garth Premak.
SEPTEMBER 1	Brian Burke resigns as president and general manager to take the position of senior vice president and director of hockey operations for the NHL.
SEPTEMBER 8	Named Paul Holmgren general manager/head coach.
OCTOBER 4	Signed Brian Propp as a free agent.
NOVEMBER 2	Acquired Bryan Marchment and Steve Larmer from the Chicago Blackhawks for Patrick Poulin and Eric Weinrich; Acquired Darren Turcotte and James Patrick from the New York Rangers for Nick Kypreos, Barry Richter, Steve Larmer and a sixth-round draft choice (Yuri Litvinev).
NOVEMBER 3	Acquired Marc Potvin from the Los Angeles Kings for Doug Houda; Acquired Bob McGill off waivers from the New York Islanders.
NOVEMBER 10	Traded Martin Hamrik to the St. Louis Blues for future considerations.
NOVEMBER 16	Paul Holmgren resigns as head coach to concentrate on general manager duties. Pierre McGuire named head coach.
NOVEMBER 19	Acquired Jeff Reese from the Calgary Flames for Dan Keczmer and future considerations.
DECEMBER 16	Acquired Alexander Godyniuk from the Florida Panthers for Jim McKenzie.

1994

JANUARY 24	Acquired Todd Harkins from the Calgary Flames for Scott Morrow.
JANUARY 25	Acquired Ted Crowley from the Toronto Maple Leafs for Mark Greig and a 1995 sixth-round draft pick (Doug Bonner).
MARCH 10	Acquired Gary Suter, Ted Drury and Paul Ranheim from the Calgary Flames in exchange for Zarley Zalapski, James Patrick and Michael Nylander.
MARCH 11	Acquired Frantisek Kucera and Jocelyn Lemieux from the Chicago Blackhawks for Gary Suter, Randy Cunneynworth and a 1995 third-round draft choice (later traded to Vancouver – Larry Courville).
MARCH 18	Traded Ken Belanger to the Toronto Maple Leafs for a 1994 ninth-round draft choice (Matt Ball).
JUNE 28	NHL Board of Governors approve the sale of the Hartford Whalers to Peter Karmanos Jr., Thomas Thewes and Jim Rutherford; Rutherford named chief operating officer, president and general manager; Paul Holmgren named head coach; Steve Martins acquired in supplemental draft; Signed free agent Jeff Chychrun.
JULY 13	Signed free agent Jimmy Carson to a multi-year contract.
AUGUST 18	Signed free agent Steve Rice to a multi-year contract.
AUGUST 26	Acquired Glen Wesley from the Boston Bruins for first-round draft picks in the 1995 (Kyle McLaren), 1996 (Jonathan Aitken) and 1997 (Sergei Samsonov) NHL Entry Drafts.
AUGUST 30	Edmonton awarded Bryan Marchment as compensation for signing of Steve Rice.

1995

JANUARY 18	Selected Kelly Chase and Brian Glynn in NHL Waiver Draft.
MARCH 23	Acquired Glen Featherstone, Michael Stewart, a 1995 first-round draft pick (Jean-Sebastien Giguere) and a 1996 fourth-round draft pick (Steve Wasylo) from the New York Rangers for Pat Verbeek.
MAY 31	Acquired fourth-round draft pick (Sami Kapanen) from the Los Angeles Kings for Jan Vopat.
JULY 27	Brendan Shanahan acquired from the St. Louis Blues for Chris Pronger.
JULY 31	Acquired Jeff Bess off waiver wire from the Dallas Stars.
AUGUST 1	Signed free agent Gerald Diduck to a multi-year contract.
AUGUST 28	Signed free agents Todd Sparkes and David Williams.

OCTOBER 6	Acquired Nelson Emerson from the Winnipeg Jets for Darren Turcotte; Jason Muzzatti claimed off waivers from the Calgary Flames.
NOVEMBER 6	Fired Paul Holmgren as head coach; Named Paul Maurice head coach.
NOVEMBER 29	Dan Kesa acquired from the Dallas Stars for Robert Petrovicky.
DECEMBER 1	Jeff Reese traded to the Tampa Bay Lightning for a 1996 ninth-round draft pick (Askhat Rakhmatullin).
DECEMBER 20	Acquired Jim Dowd and a 1997 second-round draft pick (later traded to Calgary in Steve Chiasson trade, Flames selected – Dmitri Kokorev) from the New Jersey Devils for Jocelyn Lemieux and a 1998 second-round draft pick; Jeff Brown and a 1998 third-round draft pick (later traded to Calgary in Steve Chiasson trade – Paul Manning) acquired from the Vancouver Canucks for Jim Dowd, Frantisek Kucera and a 1997 second-round draft pick (Ryan Bonni).
DECEMBER 28	Acquired Kevin Dineen from the Philadelphia Flyers for a 1997 seventh-round draft pick (later re-acquired from Philadelphia in Paul Coffey trade – Andrew Merrick).

1996

OCTOBER 1	Kent Manderville signed to a one-year contract following training camp tryout; Acquired Kevin Brown from the Mighty Ducks of Anaheim for Espen Knutsen.
OCTOBER 9	Acquired Paul Coffey, Keith Primeau and a 1997 first-round draft pick (Nikos Tselios) from the Detroit Red Wings in exchange for Brendan Shanahan and Brian Glynn.
OCTOBER 12	Acquired Stu Grimson off waivers from the Detroit Red Wings.
NOVEMBER 9	Acquired Curtis Leschyshyn from the Washington Capitals for Andrei Nikolishin.
DECEMBER 15	Acquired Kevin Haller, a 1997 first-round draft pick (traded on draft day 1997 – June 21 – to San Jose [Scott Hannan] for San Jose's 1997 second-round draft pick [Brad DeFauw] and 1998 third-round draft pick [Erik Cole]), and the Philadelphia Flyers' 1997 seventh-round draft pick (Andrew Merrick) for Paul Coffey and a 1997 third-round draft pick (Kris Mallette).

1997

MARCH 5	Acquired Steve Chiasson and a 1997 third-round draft pick (Francis Lessard) from the Calgary Flames for Glen Featherstone, Hnat Domenichelli, a 1997 second-round draft pick (Dimitri Kokorev) and a 1998-third round draft pick (Paul Manning).
MARCH 18	Acquired Bates Battaglia and a 1998 fourth-round draft pick (Josef Vasicek) from the Mighty Ducks of Anaheim for Mark Janssens; Acquired a 1998 eighth-round draft pick (Jaroslav Svoboda) from the Toronto Maple Leafs for Kelly Chase; Acquired Chris Murray from the Phoenix Coyotes for Gerald Diduck; Acquired Derek King from the New York Islanders for a 1997 fifth-round draft pick (Adam Edinger).
JUNE 27	Acquired Steve Leach from the St. Louis Blues for Alexander Godyniuk and a 1998 sixth-round draft pick (Brad Voth).
JULY 25	Acquired Enrico Ciccone from the Chicago Blackhawks for Ryan Risidore and a 1998 fifth-round draft pick (later traded to Toronto – Morgan Warren).
AUGUST 8	Traded Jason Muzzatti to New York Rangers for a 1998 fourth-round draft pick (Tommy Westlund).
AUGUST 11	Signed free agent Pat Jablonski.
AUGUST 14	Signed free agent Mike Fountain.
AUGUST 25	Acquired Gary Roberts and Trevor Kidd from the Calgary Flames in exchange for Andrew Cassels and Jean-Sebastien Giguere.
NOVEMBER 18	Acquired defenseman Sean Hill from the Ottawa Senators in exchange for Chris Murray.

1998

JANUARY 2	Traded Jeff Brown to the Toronto Maple Leafs in exchange for a 1999 fourth-round draft pick (pick later traded to Nashville along with future considerations for Eric Fichaud; Nashville selected Yevgeny Pavlov).
JANUARY 3	Acquired Martin Gelin and Kirk McLean from the Vancouver Canucks in exchange for Sean Burke, Geoff Sanderson and Enrico Ciccone.
MARCH 2	Signed Mark McMahon to a multi-year contract.
MARCH 24	Acquired Ray Sheppard from the Florida Panthers in exchange for Kirk McLean.
MARCH 30	Signed Greg Koehler as a free agent.
JUNE 1	Acquired Randy Petruk from the Colorado Avalanche for a 1999 fifth-round draft pick (William Magnuson).
JULY 8	Signed 1998 fourth-round draft pick Tommy Westlund to a contract.
JULY 13	Signed Ron Francis as a free agent.
JULY 31	Acquired a conditional draft pick in the 1999 NHL Entry Draft from the Los Angeles Kings for Manny Legace.

TRADES AND ACQUISITIONS

AUGUST 11 Acquired David Karpa and fourth-round draft pick in 2000 from the Mighty Ducks of Anaheim for Stu Grimson and Kevin Haller.
 SEPTEMBER 10 Signed Arturs Irbe as a free agent.
 DECEMBER 29 Acquired Paul Coffey from Chicago Blackhawks for Nelson Emerson.

1999

MARCH 6 Acquired Andrei Kovalenko from the Philadelphia Flyers for Adam Burt; Assistant coach Tom Webster named head coach of the Windsor Spitfires of the Ontario Hockey League (OHL).
 MAY 26 Acquired a 1999 eighth-round draft pick (Antti Jokela) from the Philadelphia Flyers in exchange for prospect Francis Lessard.
 JUNE 1 Signed 1997 first-round draft pick Nikos Tselios to multi-year contract.
 JUNE 22 Head coach Paul Maurice signed to a three-year contract; Assistant coaches Randy Ladouceur and Kevin McCarthy each signed three-year contracts.
 JUNE 25 Goaltender Trevor Kidd selected by the Atlanta Thrashers in the 1999 NHL Expansion Draft.
 JUNE 26 Carolina selected David Tanabe with their first-round pick (16th overall) in the 1999 NHL Entry Draft (16th overall); Acquired goaltender Eric Fichaud from the Nashville Predators in exchange for Carolina's 1999 fourth-round draft pick (Yevgeny Pavlov) and future considerations.
 JULY 15 Signed Josef Vasicek to multi-year contract.
 AUGUST 4 Agreed to one-year contract with defenseman Steve Bancroft.
 AUGUST 7 Agreed to contract terms with goaltender Mark Fitzpatrick.
 AUGUST 31 Agreed to one-year contracts with Eric Dandenault, Jeff Daniels, Gilbert Dionne and Todd Simon.
 OCTOBER 2 Signed David Tanabe to a three-year contract and Mike Rucinski to a one-year contract.

2000

JANUARY 23 Acquired Rod Brind'Amour, Jean-Marc Pelletier and a 2000 second-round draft pick (later traded to Colorado in Sandis Ozolinsh trade – Argis Saviels) from the Philadelphia Flyers in exchange for Keith Primeau and a 2000 fifth-round pick (later transferred to the NY Islanders – Kristofer Ottoson).
 FEBRUARY 11 Eric Fichaud claimed off waivers by the Montreal Canadiens.
 MARCH 14 Acquired Sandy McCarthy from the Philadelphia Flyers in exchange for Kent Manderville.
 MARCH 26 Signed 1998 third-round draft pick Erik Cole to a multi-year contract.
 MAY 18 Agreed to terms with 1998 draft picks Jaroslav Svoboda and Brent McDonald.
 MAY 31 Signed defenseman Shaun Fisher to a multi-year contract. Traded Paul Ranheim to the Philadelphia Flyers for a 2002 eighth-round draft pick.
 JUNE 2 Agreed to terms with 1998 draft pick Jeff Heerema.
 JUNE 24 Acquired defenseman Sandis Ozolinsh and a 2000 second-round pick (Tomas Kurka) from the Colorado Avalanche in exchange for Nolan Pratt, a first-round draft pick (Vaclav Nedorost) and two second-round draft picks (Jared Aulin, Argis Saviels) in 2000.
 JUNE 25 Acquired a 2000 fourth-round pick (Niclas Wallin) from the Atlanta Thrashers in exchange for a fourth-round draft pick (Blake Robson), a fifth-round draft pick (Matt McRae) and an eighth-round draft pick (Eric Bown) in 2000.
 JULY 24 Agreed to terms on a five-year contract with defenseman Sandis Ozolinsh.
 JULY 31 Signed free agent defenseman Kevin Hatcher.
 AUGUST 4 Acquired forwards Rob DiMaio and Darren Langdon from the New York Rangers in exchange for Sandy McCarthy and a 2001 fourth-round draft pick; Signed forward Martin Gelin as to a contract extension.
 AUGUST 9 Signed free agent goaltender Tyler Moss.

2001

MARCH 1 Acquired forward Scott Pellerin from the Minnesota Wild for a third-round draft pick in the 2001 Entry Draft (later traded to NY Rangers – Garth Murray), the rights to forward Ashkat Rakhmatullin and future considerations.
 JUNE 1 Signed forward Brett Lysak to a multi-year contract.
 JUNE 24 Acquired forward Chris Dingman from the Colorado Avalanche in exchange for a 2001 fifth-round draft pick (Mikko Vitanen).
 JUNE 24 Acquired a 2001 fourth-round draft pick (Rob Zepp) from the Philadelphia Flyers in exchange for a 2002 third-round pick (later re-acquired by Carolina – Jesse Lane).
 JULY 9 Acquired defenseman Aaron Ward from the Detroit Red Wings in exchange for a future second-round draft pick, which Detroit used in 2002 (Jiri Hudler).
 JULY 11 Agreed to terms with forward Chris Dingman on a one-year contract.

JULY 15 Signed defenseman Igor Knyazev to a three-year contract.
 JULY 17 Signed goaltender Tom Barrasso to a one-year contract.
 SEPTEMBER 28 Claimed forward Josh Holden from the Vancouver Canucks in the NHL Waiver Draft.
 OCTOBER 5 Signed forward Michael Zigomanis, goaltender Rob Zepp and forward Ryan Murphy to multi-year contracts.
 OCTOBER 25 Forward Josh Holden claimed off waivers by the Vancouver Canucks.
 DECEMBER 5 Acquired defenseman Sean Hill from the St. Louis Blues in exchange for defenseman Steve Halko and a 2002 fourth-round pick (Lane Manson).
 DECEMBER 27 Acquired defenseman Kaspars Astashenko from the Tampa Bay Lightning in exchange for defenseman Harlan Pratt.

2002

JANUARY 16 Acquired defenseman Bret Hedican, forward Kevyn Adams and defenseman Tomas Malec from the Florida Panthers in exchange for defenseman Sandis Ozolinsh and forward Byron Ritchie.
 MARCH 5 Acquired goaltender Kevin Weekes from the Tampa Bay Lightning in exchange for forwards Chris Dingman and Shane Willis.
 MARCH 20 Signed forward Ryan Bayda to a three-year contract.
 APRIL 10 Signed defenseman Tomas Malec to a three-year contract.
 JUNE 16 Signed General Manager Jim Rutherford to a multi-year contract.
 JUNE 18 Signed Head Coach Paul Maurice and Assistant Coaches Randy Ladouceur and Kevin McCarthy to multi-year contracts.
 JULY 9 Signed goaltender Daniel Boisclair to a three-year contract.
 JULY 16 Signed defenseman Ed Hill to a three-year contract and defenseman Ryan Bast to a one-year contract.
 JULY 24 Signed forward Brad Defauw to a two-year contract.
 AUGUST 5 Signed defenseman Steve Halko to a one-year contract.
 AUGUST 9 Signed forward Mike Watt to a one-year contract.
 NOVEMBER 1 Acquired forward Jan Hlavac and forward Harold Druken from the Vancouver Canucks in exchange for defenseman Marek Malik and forward Darren Langdon.
 DECEMBER 11 Forward Harold Druken claimed off of waivers by the Toronto Maple Leafs.
 DECEMBER 30 Goaltender Patrick Desrochers acquired from the Phoenix Coyotes in exchange for goaltender Jean-Marc Pelletier.

2003

JANUARY 17 Claimed forward Harold Druken off of waivers from the Toronto Maple Leafs.
 FEBRUARY 7 Acquired forward Pavel Brendl and defenseman Bruno St. Jacques from Philadelphia in exchange for forward Sami Kapanen and defenseman Ryan Bast.
 MARCH 9 Acquired a second-round draft pick in 2004 (later traded to Columbus – Kyle Wharton) from Toronto in exchange for defenseman Glen Wesley.
 MARCH 11 Acquired forward Radim Vrbata from Colorado in exchange for forward Bates Battaglia.
 MARCH 24 Signed defenseman Brad Fast to a multi-year contract.
 MAY 29 Acquired defenseman Allan Rourke from Toronto in exchange for Harold Druken and Jeff Daw.
 JUNE 21 Acquired defenseman Danny Markov and a third-round pick in the 2005 NHL Entry Draft from Phoenix in exchange for David Tanabe and Igor Knyazevs.
 JUNE 22 Acquired forward Marty Murray from Philadelphia in exchange for a sixth-round pick in the 2004 NHL Entry Draft (Frederik Cabana).
 JULY 2 Signed free agent forward Joey Tetarenko to a one-year contract.
 JULY 8 Signed free agent defenseman Glen Wesley to a one-year contract.
 JULY 16 Acquired defenseman Bob Boughner from Calgary in exchange for a fourth-round pick in the 2004 NHL Entry Draft (Kristopher Hogg) and future considerations.
 AUGUST 6 Signed free agent forward Chad LaRose to a three-year contract.
 SEPTEMBER 30 Forward Jeff Heerema claimed off of waivers by the New York Rangers.
 OCTOBER 3 Signed goaltender Jamie Storr to a one-year contract. Selected goaltender Jani Hurme in the NHL Waiver Draft and traded him to Atlanta for a fourth-round pick in 2004 (Brett Carson).
 OCTOBER 6 Signed forward Eric Staal to a three-year contract.
 NOVEMBER 23 Forward Jeff Daniels retired as a player and joined the Hurricanes front office in a prospect and player development capacity.
 DECEMBER 15 Named Peter Laviolette head coach and Kevin McCarthy and Jeff Daniels assistant coaches. Relieved Paul Maurice, Randy Ladouceur and Don Edwards of their coaching duties.

2004

JANUARY 8 Randy Ladouceur joined the front office in a prospect and player development capacity.

JANUARY 20 Acquired forward Justin Williams from Philadelphia in exchange for defenseman Danny Markov.

FEBRUARY 20 Acquired defenseman Chris Behan and Washington's third-round pick in 2004 (Casey Borer) from Colorado in exchange for defenseman Bob Boughner.

MARCH 9 Traded forward Ron Francis to Toronto in exchange for a fourth-round pick in 2005.

MAY 6 Extended the team's affiliation agreement with Lowell (AHL) through the 2008-09 season; Lowell (AHL) coach Ron Smith announced retirement. Tom Rowe named head coach and general manager for Lowell.

MAY 13 Agreed to terms with goaltender Cam Ward on a multi-year contract.

MAY 21 Named Ron Smith a professional scout for the team.

JUNE 16 Traded goaltender Arturs Irbe to Columbus for future considerations.

JUNE 18 Acquired goaltender Martin Gerber from Anaheim in exchange for defenseman Tomas Malec and a third-round pick in the 2004 draft (Kyle Klubertanz).

JUNE 26 Acquired the fourth overall pick in the first round of the 2004 Entry Draft (Andrew Ladd) in exchange for the eighth overall pick in the first round (Alexandre Picard) and a second-round pick (Kyle Wharton).

JUNE 29 Traded forward Jaroslav Svoboda to Dallas in exchange for a fourth-round pick in the 2005 Entry Draft.

JULY 15 Signed free agent defenseman Frantisek Kaberle to a two-year contract.

AUGUST 5 Signed free agent forward Matt Cullen to a one-year contract.

AUGUST 6 Signed goaltender Craig Kowalski to a two-year contract.

AUGUST 11 Signed free agent forwards Colin Forbes and Gordie Dwyer to one-year contracts.

SEPTEMBER 15 Signed defenseman Danny Richmond to a three-year contract.

2005

JULY 28 Signed goaltender Kevin Nastiuk to a multi-year contract.

JULY 29 Acquired defenseman Mike Commodore from Calgary in exchange for a third-round pick in the 2005 Entry Draft.

JULY 29 Acquired defenseman Andrew Hutchinson from Nashville in exchange for a third-round pick in the 2005 Entry Draft.

JULY 30 Traded forward Jeff O'Neill to the Toronto Maple Leafs in exchange for a conditional pick in the 2006 Entry Draft.

AUGUST 2 Signed forward Cory Stillman to a three-year contract.

AUGUST 4 Signed defenseman Oleg Tverdovsky to a three-year contract.

AUGUST 4 Signed forwards Keith Aucoin and David Gove to one-year contracts.

AUGUST 6 Signed forward Ray Whitney to a two-year contract.

AUGUST 16 Signed defenseman Glen Wesley to a one-year contract.

AUGUST 16 Signed defenseman Chris Hajt to a one-year contract.

AUGUST 24 Signed forward Niklas Nordgren to a one-year contract.

SEPTEMBER 15 Signed forward Vince Bellissimo to a two-year contract.

SEPTEMBER 27 Signed forward Andrew Ladd to a three-year contract.

OCTOBER 3 Acquired forward Craig Adams from the Mighty Ducks of Anaheim in exchange for defenseman Bruno St. Jacques.

OCTOBER 4 Signed forward Kevin Estrada to a two-year contract.

DECEMBER 28 Acquired forward Stephen Peat from Washington in exchange for forward Colin Forbes; Assigned Peat to Lowell (AHL).

DECEMBER 28 Acquired forward Krystofer Kolanos from the Phoenix Coyotes in exchange for forward Pavel Brendl.

DECEMBER 29 Traded forward Radim Vrbata to Chicago for future considerations.

2006

JANUARY 20 Acquired defenseman Anton Babchuk and Chicago's fourth-round pick in 2007 from Chicago in exchange for defenseman Danny Richmond and Columbus' fourth-round pick in 2006.

JANUARY 30 Acquired forward Doug Weight and forward Erkki Rajamaki from the St. Louis Blues in exchange for forwards Jesse Boulerice, Mike Zigomanis and Magnus Kahnberg. Carolina's first-round pick in the 2006 Entry Draft, Toronto's fourth-round pick in the 2006 Entry Draft and Chicago's fourth-round pick in 2007.

MARCH 9 Acquired forward Mark Recchi from Pittsburgh in exchange for forward Niklas Nordgren, forward Krystofer Kolanos and a second-round pick in the 2007 NHL Entry Draft.

JULY 1 Signed goaltender John Grahame to a two-year contract.

JULY 6 Signed forward Trevor Letowski to a two-year contract.

JULY 7 Signed forward Patrick Dwyer to a two-year contract.

JULY 11 Signed forward Mike Angelidis to a three-year contract.

JULY 14 Signed defenseman Derrick Walser to a one-year contract.

JULY 18 Acquired forward Scott Walker from the Nashville Predators in exchange for forward Josef Vasicek. Signed forward Shane Willis to a one-year contract.

JULY 20 Signed defenseman J.D. Forrest to a one-year contract.

AUGUST 2 Signed forward Jesse Boulerice to a one-year contract.

AUGUST 4 Signed forward Ryan Bayda to a one-year contract.

AUGUST 24 Signed forward Joe Barnes to a three-year contract.

AUGUST 29 Signed defenseman David Tanabe to a one-year contract.

AUGUST 30 Signed forward Brad Isbister to a one-year contract.

AUGUST 31 Signed forward Stephen Peat to a one-year contract.

SEPTEMBER 29 Acquired forward Eric Belanger and defenseman Tim Gleason from the Los Angeles Kings in exchange for defenseman Oleg Tverdovsky and the rights to defenseman Jack Johnson.

NOVEMBER 21 Acquired forward Jakub Petruzalek and a conditional draft pick in 2008 from the New York Rangers in exchange for forward Brad Isbister.

NOVEMBER 29 Acquired defenseman Mark Flood from the Columbus Blue Jackets in exchange for defenseman Derrick Walser.

2007

JANUARY 8 Acquired defenseman Dennis Seidenberg from the Phoenix Coyotes in exchange for forward Kevyn Adams.

FEBRUARY 23 Acquired forward Anson Carter from the Columbus Blue Jackets in exchange for a fifth-round pick in 2008.

MARCH 26 Signed defenseman Noah Babin to a two-year contract.

APRIL 3 Signed forward Nicolas Blanchard to a three-year contract.

APRIL 10 Signed forward Bobby Hughes to a three-year contract.

APRIL 13 Signed forward Ray Whitney to a three-year contract.

MAY 17 Signed defenseman Casey Borer to a two-year contract.

MAY 18 Signed forward Jakub Petruzalek to a one-year contract.

MAY 31 Signed goaltender Cam Ward to a three-year contract.

JUNE 1 Signed defenseman Glen Wesley to a one-year contract.

JUNE 20 Signed forward Scott Walker to a three-year contract.

JUNE 23 Acquired goaltender Michael Leighton from the Montreal Canadiens in exchange for a seventh-round pick in 2007.

JULY 1 Signed forward Jeff Hamilton to a two-year contract.

JULY 2 Signed forward Jerome Samson to a three-year contract. Signed defenseman Joey Mormina, forward Trevor Gillies and forward Brandon Nolan to one-year contracts.

JULY 3 Signed forward Ryan Bayda, forward/defenseman Wade Brookbank, defensemen Tim Conboy J.D. Forrest to one-year contracts.

JULY 17 Acquired forward Matt Cullen from the New York Rangers in exchange for defenseman Andrew Hutchinson, forward Joe Barnes and a third-round pick in 2008.

JULY 27 Signed goaltender Michael Leighton to a one-year contract.

2008

JANUARY 8 Claimed forward Sergei Samsonov on re-entry waivers from Chicago.

JANUARY 17 Traded forward Craig Adams to the Chicago Blackhawks in exchange for future considerations.

JANUARY 31 Acquired forward Joe Jensen from Pittsburgh in exchange for forward David Gove.

FEBRUARY 7 Traded defenseman J.D. Forrest to San Jose in exchange for future considerations.

FEBRUARY 11 Acquired defenseman Joe Corvo and forward Patrick Eaves from Ottawa in exchange for defenseman Mike Commodore and forward Cory Stillman.

FEBRUARY 26 Acquired forward Tuomo Ruutu from Chicago in exchange for forward Andrew Ladd.

MARCH 26 Signed forward Brandon Sutter to a three-year contract.

APRIL 16 Signed forward Sergei Samsonov to a three-year contract; Signed forward Stefan Chaput to a three-year, entry-level contract; Signed forward Nick Dodge to a two-year, entry-level contract.

MAY 12 Signed defenseman Bryan Rodney to a one-year contract.

MAY 15 Signed defenseman Brett Bellemore to a three-year, entry-level contract.

MAY 19 Signed forward Harrison Reed to a three-year, entry-level contract.

JUNE 4 Signed forward Patrick Eaves to a three-year contract.

JUNE 5 Defenseman Glen Wesley announced his retirement as a player and became Hurricanes' director of defensemen development.

JUNE 6 Signed goaltender Daniel Manzano to a one-year contract.

JUNE 9 Named Jeff Daniels head coach/general manager of the Albany River Rats (AHL); Named Tom Rowe assistant coach of the Carolina Hurricanes.

JUNE 11 Signed goaltender Michael Leighton to a two-year contract.

JUNE 13 Signed forward Trevor Gillies to a one-year contract.

JUNE 19 Signed defenseman Tim Gleason to a three-year contract; Acquired the rights to forward Darcy Hordichuk from Nashville in exchange for a fifth-round draft pick in 2010.

TRADES AND ACQUISITIONS

JUNE 24 Signed forward Tuomo Ruutu to a one-year contract.
 JULY 1 Acquired defenseman Joni Pitkanen from Edmonton in exchange for forward Erik Cole; Signed defenseman Anton Babchuk to a one-year contract; Signed forward Ryan Bayda and forward/defenseman Wade Brookbank to one-year contracts; Signed defenseman Tim Conboy to a two-year contract.
 JULY 2 Signed defenseman Joni Pitkanen to a three-year contract; Signed defenseman Josef Melichar to a one-year contract.
 JULY 3 Signed forward Dwight Helminen to a one-year contract.
 JULY 9 Signed forward Chad LaRose to a one-year contract.
 JULY 12 Carolina Hurricanes and the Centennial Authority announced a five-year extension of the team's lease of the RBC Center, making the final year of the lease 2024.
 JULY 14 Signed defenseman Mark Flood and forwards Patrick Dwyer and Joe Jensen to one-year contracts.
 JULY 30 Signed forward Drayson Bowman to a three-year, entry-level contract.
 SEPTEMBER 11 Signed forward Eric Staal to a seven-year contract extension.
 SEPTEMBER 15 Signed forward Matt Murley to a one-year contract.
 OCTOBER 4 Signed forward Zach Boychuk to a three-year, entry-level contract.
 OCTOBER 6 Signed free-agent forward Dan LaCouture to a one-year contract.
 OCTOBER 31 Signed free-agent forward Michael Ryan to a one-year contract.
 DECEMBER 3 Relieved Peter Laviolette of his head coaching duties; Named Paul Maurice head coach and Ron Francis associate head coach; Named Jason Karmanos vice president and assistant general manager.
 DECEMBER 29 Suspended forward Dan LaCouture.

2009

FEBRUARY 7 Acquired forward Jussi Jokinen from Tampa Bay in exchange for forward/defenseman Wade Brookbank, defenseman Josef Melichar and a fourth-round pick in 2009.
 MARCH 4 Acquired forward Patrick O'Sullivan and Calgary's second-round pick in 2009 from Los Angeles in exchange for Justin Williams; traded O'Sullivan and Carolina's second-round pick in 2009 to Edmonton for Erik Cole and Edmonton's fifth-round pick in 2009.
 MARCH 18 Signed goaltender Mike Murphy to a three-year, entry-level contract.
 MARCH 29 Signed defenseman Jamie McBain to a three-year, entry-level contract.
 MAY 20 Signed free-agent forward Matthew Pistilli to a three-year, entry-level contract.
 MAY 29 Signed forward Chris Terry to a three-year, entry-level contract.
 JUNE 15 Signed head coach Paul Maurice to a multi-year contract; Announced that Ron Francis will return to the bench with the title associate head coach/director of player personnel; Announced that Tom Barrasso will have the title of assistant coach and that assistant coaches Kevin McCarthy and Tom Rowe will remain in their roles.
 JUNE 29 Signed forward Jussi Jokinen to a two-year contract.
 JULY 1 Signed forward Erik Cole to a two-year contract.
 JULY 2 Signed forward Chad LaRose to a two-year contract.
 JULY 8 Signed free-agent forward Steve Goertzen, defenseman Casey Borer and goaltender Justin Peters to one-year contracts.
 JULY 9 Signed free-agent defenseman Jay Harrison to a one-year contract.
 JULY 15 Signed free-agent forward Tom Kostopoulos to a three-year contract; Signed free-agent defenseman Andrew Alberts to a two-year contract; Signed free-agent defenseman Zack Fitzgerald and forward Mike Angelidis to one-year contracts.
 JULY 20 Signed defensemen Brett Carson and Bryan Rodney to one-year contracts.
 JULY 23 Signed forward Tuomo Ruutu to a three-year contract.
 JULY 24 Acquired defenseman Aaron Ward from Boston in exchange for forward Patrick Eaves and a fourth-round pick in 2010.
 JULY 28 Bought out the remaining year of defenseman Frantisek Kaberle's contract.
 AUGUST 18 Signed free-agent forward Stephane Yelle to a one-year contract.
 AUGUST 31 Acquired forward Rob Hennigar from the New York Islanders in exchange for forward Bobby Hughes.
 DECEMBER 3 Acquired forward Jiri Tlustý from Toronto in exchange for the rights to forward Philippe Paradis.
 DECEMBER 4 Hurricanes assistant coach Kevin McCarthy named to the Philadelphia Flyers' coaching staff.

2010

FEBRUARY 7 Traded defenseman Niclas Wallin and a 2010 fifth-round pick to San Jose for Buffalo's 2010 second-round pick.
 FEBRUARY 12 Traded forward Matt Cullen to Ottawa for defenseman Alexandre Picard and Ottawa's 2010 second-round pick.
 MARCH 3 Acquired goaltender Justin Pogge and Boston's fourth-round pick in 2010 or 2011 from Anaheim in exchange for defenseman Aaron Ward; Traded forward Scott Walker to Washington for Washington's 2010 seventh-round pick; Acquired defenseman Brian Pothier, forward Oskar Osala and Washington's 2011 second-round pick from the Capitals in exchange for defenseman Joe Corvo; Acquired forward Cedric LaLonde-McNicoll and Colorado's 2010 sixth-round pick from Colorado in exchange for forwards Stephane Yelle and Harrison Reed; Traded defenseman Andrew Alberts to Vancouver for Vancouver's 2010 third-round pick.
 MAY 13 Acquired forward Jared Staal from Phoenix in exchange for Nashville's 2010 fifth-round pick.
 JUNE 26 Acquired forward Jonathan Matsumoto from Philadelphia in exchange for Washington's 2010 seventh-round pick; Acquired forward Riley Nash from Edmonton in exchange for Ottawa's 2010 second-round pick; Acquired defenseman Bobby Sanguinetti from the NY Rangers in exchange for Carolina's 2010 sixth-round pick and Washington's 2011 second-round pick.
 SEPTEMBER 17 Signed forward Patrick O'Sullivan as a free agent.
 SEPTEMBER 21 Signed forward Jeff Skinner to a three-year, entry-level contract.
 NOVEMBER 16 Claimed forward Troy Bodie on waivers from Anaheim.
 NOVEMBER 17 Acquired defenseman Ian White and forward Brett Sutter from Calgary in exchange for defenseman Anton Babchuk and forward Tom Kostopoulos.
 NOVEMBER 23 Forward Patrick O'Sullivan claimed on waivers by Minnesota; Acquired forward Ryan Carter from Anaheim in exchange for forwards Stefan Chaput and Matt Kennedy.

2011

FEBRUARY 18 Acquired defenseman Derek Joslin from San Jose in exchange for future considerations; Acquired San Jose's 2012 second-round draft pick in exchange for defenseman Ian White.
 FEBRUARY 22 Acquired forward Cory Stillman from Florida in exchange for forward Ryan Carter and Carolina's 2011 fifth-round draft pick.
 FEBRUARY 28 Defenseman Brett Carson claimed on waivers by Calgary; Acquired defenseman Bryan Allen from Florida in exchange for forward Sergei Samsonov.
 APRIL 4 Signed defenseman Rasmus Rissanen to a three-year, entry-level contract.
 APRIL 12 Signed defenseman Justin Krueger to a one-year, entry-level contract.
 APRIL 15 Signed defenseman Justin Faulk to a three-year, entry-level contract.
 JUNE 4 Signed defenseman Tommi Kivisto and forward Mattias Lindstrom to three-year, entry-level contracts.
 JUNE 7 Named Rod Brind'Amour and Dave Lewis assistant coaches; Named Ron Francis director of hockey operations; Named Tom Rowe pro scout.
 JULY 1 Signed forward Tim Brent to a two-year contract; Signed goaltender Brian Boucher to a two-year contract; Signed forward Alexei Ponikarovsky to a one-year contract.
 JULY 2 Signed forward Justin Soryal to a one-year, two-way contract; Signed forward Anthony Stewart to a two-year contract.
 JULY 5 Signed defenseman Tomas Kaberle to a three-year contract; Acquired Boston's 2012 fourth-round pick in exchange for defenseman Joe Corvo.
 JULY 15 Signed forward Chris Durno to a one-year, two-way contract.

NOVEMBER, 1971 — The World Hockey Association awards franchise to sports enthusiasts and businessmen Howard Baldwin, John Colburn, Godfrey Wood and William Barnes.

JANUARY, 1972 — Jack Kelley, a highly successful coach at Boston University, joins the New England WHA franchise as coach and general manager. Newly formed team is named "WHALERS" because it contains the letters of the new league and it carries with it a part of the New England heritage.

APRIL 19, 1972 — Larry Pleau becomes the first player to sign a Whalers contract. Later in the month, Brad Selwood, Rick Ley and Jim Dorey from the Toronto Maple Leafs and Tim Sheehy of Boston College/U.S. Olympic Team also join the club.

OCTOBER 12, 1972 — Whalers play their first WHA game. Rebounding from a 2-0 deficit, the Whalers defeat the visiting Philadelphia Blazers 4-3 before 14,442 spectators at the Boston Garden. Tommy Williams scores first Whalers goal and Larry Pleau collects first Whalers game-winning goal.

MAY 6, 1973 — Whalers defeat Winnipeg Jets 9-6 on national television (CBS) to gain World Trophy as the "Top Team" in the first season of the WHA. Jack Kelley is named later in month as the winner of the WHA's Coach-of-the-Year Trophy while forward Terry Caffery is named the WHA's Top Rookie.

APRIL 6, 1974 — Whalers play their first game in Springfield, Mass. by coming back from a two-goal deficit to defeat the Chicago Cougars in the first game of the 1974 playoffs 6-4.

JANUARY 11, 1975 — Whalers play first hockey game at new Hartford Civic Center before a sellout crowd of 10,507. After falling behind, they battle back to defeat the San Diego Mariners 4-3 in overtime, with Garry Swain scoring at 5:45.

JANUARY 18, 1977 — Hartford plays host to the 1977 WHA All-Star Game. The East Division defeats the West Division 4-2 as future Whalers goaltender Louis Levasseur is selected Most Valuable Player for the East.

MAY 23, 1977 — Whalers outduel the NHL to sign the entire Howe family (Gordie, Mark and Marty) to long-term contracts.

JANUARY 18, 1978 — At 4:30 a.m., under the weight of snow and ice, the Hartford Civic Center Coliseum roof collapses. Springfield, Mass. welcomes the Whalers back and the "91 Club" is born. Over the next two years, the Whalers ask their fans to remain loyal while the Hartford roof is repaired and the building enlarged. Fewer than 300 people cancel their season tickets. When the building reopens, the "91 Club" has 4,200 members.

JUNE 22, 1979 — Whalers join the National Hockey League with three other WHA clubs — Edmonton, Quebec and Winnipeg — as the NHL expands to 21 teams for the 1979-80 season. The World Hockey Association officially ceases operation.

OCTOBER 11, 1979 — Whalers play their first NHL regular-season game at Minnesota. The North Stars win 4-1 with Gordie Roberts scoring the first Whalers NHL goal at 14:15 of the third period.

FEBRUARY 6, 1980 — After an absence of two years and 19 days, the Whalers are "Home At Last." The Whalers come back from a two-goal deficit to defeat the Los Angeles Kings 7-3 before a capacity crowd of more than 14,000 at the Hartford Civic Center.

APRIL 6, 1980 — The Whalers defeat the Detroit Red Wings 5-3 to finish their first NHL season and qualify for postseason play for the eighth straight year of their eight-year existence. The Whalers set six expansion team records.

JUNE 6, 1980 — Gordie Howe announces his retirement as a player, ending a 32-year career. He joins the Whalers front office.

FEBRUARY 18, 1981 — Gordie Howe's number 9 is officially retired.

MAY 2, 1983 — Emile Francis, after building winning teams in New York and St. Louis, joins the Whalers as president and general manager.

MARCH 24-APRIL 1, 1984 — Whalers collect seven points in their last six games and finish the season as the most improved team in the NHL. They total 66 points, 21 more than the previous season, and tie or break 57 club records.

FEBRUARY, 1985 — Ron Francis becomes first Whaler to play in two NHL All-Star Games. He also is named team captain on February 22 when the Whalers acquire Mike Liut and future considerations (Jorgen Pettersson) from Louis for veterans Greg Millen and former team captain Mark Johnson.

MARCH 10-29, 1985 — Whalers go on a nine-game unbeaten streak, including a club-record seven straight wins.

FEBRUARY 4, 1986 — The Whalers host the 38th NHL All-Star Game before a sellout crowd of 15,126. Bryan Trottier nets the game-winner in overtime to give the Wales Conference a thrilling 4-3 victory over the Campbell Conference All-Stars. Sylvain Turgeon records an assist in the game.

APRIL 12, 1986 — The Whalers complete a three-game playoff sweep of regular-season Adams Division champ Quebec with a 9-4 victory at the Civic Center. John Anderson leads the Whalers attack with six points.

APRIL 29, 1986 — Montreal's Claude Lemieux scores at 5:55 of overtime to give the Canadiens a 2-1 victory over the Whalers in the seventh game of the Adams Division Championship series.

JUNE, 1986 — Emile Francis is named NHL Executive of the Year by both The Sporting News and The Hockey News.

DECEMBER 26, 1986 — Doug Jarvis supplants Garry Unger as the NHL's Ironman by participating in his 915th consecutive NHL game. In a close-checking "Jarvis-style" contest, the Whalers skate to a 1-1 tie with Montreal.

APRIL 4, 1987 — The Whalers score three goals in less than four minutes during the third period, overcoming a 3-2 deficit to beat the Rangers 5-3 and clinch first place in the Adams Division.

FEBRUARY 7, 1988 — Larry Pleau is named head coach of the Hartford Whalers. Pleau, 40, replaces Jack Evans, who served as the Whalers coach since the 1983-84 season.

FEBRUARY 9, 1988 — Kevin Dineen becomes the first Whaler to start in an NHL All-Star Game, helping lead the Wales Conference over the Campbell Conference 6-5 with two assists, including the game-winner to Mario Lemieux in overtime.

MARCH 29, 1988 — The Buffalo Sabres defeat the Quebec Nordiques 3-1, thus eliminating the Nordiques from the playoff race and clinching a playoff spot for the Whalers for the third straight year. The Whalers trailed the Nordiques by three points on March 19, but made up 10 points in as many days to push Quebec out of the playoffs.

SEPTEMBER 7, 1988 — The sale of the Hartford Whalers by the team's 16 partners to Donald Conrad and Richard Gordon is approved by the NHL Board of Governors.

JANUARY 20, 1989 — Gordie Howe, Rick Ley, Jack Kelley, Bob Schmertz, Frank Keyes and Ella Grasso are honored as charter inductees of the Hartford Whalers Hall of Fame.

MAY 11, 1989 — Ed Johnston is named vice president and general manager of the Whalers. Emile Francis retains position as team president (formally announced on June 6).

JUNE 7, 1989 — Former Whalers captain Rick Ley is named head coach of the Whalers, replacing Larry Pleau.

JUNE 18, 1989 — The NHL formally approves Richard Gordon and Colonial Realty as Whalers owners.

SEPTEMBER 6, 1989 — Whalers officially open their new training and practice facility at Avon Old Farms School.

MARCH 21, 1990 — Dave Keon and Howard Baldwin are inducted into the Whalers Hall of Fame at second annual induction ceremonies.

FEBRUARY 23, 1991 — Whalers clinch playoff spot for sixth straight season.

APRIL 1, 1991 — Pat Verbeek is only NHL player to lead team in goals scored and penalty minutes for second straight year.

JUNE 7, 1991 — Jim Roberts is named head coach of the Whalers, replacing Rick Ley.

YEAR BY YEAR

NOVEMBER 26, 1991 — Defenseman Randy Ladouceur named the Whalers' 10th team captain in their 20-year history.

APRIL 1, 1992 — NHL players stage a strike, suspending the season for 10 days.

MAY 2, 1992 — Whalers extend the Montreal Canadiens to the second overtime in Game 7 of the Adams Division Semifinals. Russ Courtnall's goal at 12:02 a.m. (25:26 of OT) ends the Whalers' first NHL season to extend into May.

MAY 26, 1992 — Whalers name Brian Burke general manager, replacing Ed Johnston, who had been relieved of his duties on May 12.

JUNE 2, 1992 — Whalers introduce new uniforms. The club changes to a predominant navy blue color scheme after 20 seasons in green.

JUNE 15, 1992 — Whalers hire Paul Holmgren to replace Jim Roberts as head coach.

APRIL 16, 1993 — Whalers finish the season with a 26-52-6 record and miss the playoffs for the first time since 1985.

JUNE 26, 1993 — Whalers flip first round draft picks with San Jose and select Chris Pronger second overall in the 1993 NHL Entry Draft.

JUNE 30, 1993 — Emile Francis announces his retirement, ending a 47-year hockey career.

SEPTEMBER 1, 1993 — Brian Burke resigns as club president and general manager to join the NHL front office as executive vice president and director of hockey operations.

SEPTEMBER 8, 1993 — Paul Holmgren is named acting general manager. He remains as head coach. Assistant coach Pierre McGuire elevated to assistant general manager. Kevin Maxwell named director of player personnel. Paul Gillis moved from an assistant coach in Springfield to an assistant coach of Hartford.

NOVEMBER 17, 1993 — Paul Holmgren steps aside as head coach to concentrate on general manager duties. Pierre McGuire named head coach.

JUNE 28, 1994 — Whalers purchased by Peter Karmanos Jr., Thomas Thewes and Jim Rutherford (KTR) for \$47.5 million. Jim Rutherford named president and general manager. Paul Holmgren named head coach. Whalers draft Jeff O'Neill fifth overall as they host the 1994 NHL Entry Draft in the Civic Center.

MAY 3, 1995 — Whalers complete the abbreviated 1994-95 season with an increase in average attendance for the first time since 1987-88 (12.8%). Though they miss the playoffs for the third straight year, the Whalers have the NHL's best overtime record (4-0-5) for the second straight season.

JULY 27, 1995 — Whalers acquire Brendan Shanahan from St. Louis for Chris Pronger.

NOVEMBER 6, 1995 — Whalers replace head coach Paul Holmgren with Paul Maurice.

DECEMBER 28, 1995 — Whalers re-acquire Kevin Dineen from the Philadelphia Flyers for future considerations.

JANUARY 31-FEBRUARY 11, 1996 — The Whalers win the last five games of a six-game road trip, the best road trip in club history (5-1-0).

APRIL 14, 1996 — Whalers complete the season with their best record (34-39-9) since the 1989-90 season (38-33-9). The team's home record is 22-15-4, which is the Whalers' best home-ice record since 1986-87.

OCTOBER 9, 1996 — Whalers acquire Keith Primeau, Paul Coffey and a 1997 first-round draft pick from Detroit in exchange for Brendan Shanahan and Brian Glynn.

DECEMBER 15, 1996 — Whalers acquire Kevin Haller, a first-round and a seventh-round draft pick in 1997 from Philadelphia in exchange for Paul Coffey and a third-round draft pick in 1997.

JANUARY 18, 1997 — Whaler's head coach Paul Maurice serves as an assistant coach at the 47th All-Star Game. Geoff Sanderson represents the Whalers, scoring a goal.

MARCH 18, 1997 — Whalers complete four deals at the trading deadline. Acquired Derek King, Chris Murray, Bates Battaglia, a fourth-round draft pick in 1998 and an eighth-round draft pick in 1998 by the end of the day.

MARCH 26, 1997 — Whalers announce at a press conference that the team has signed an exit agreement with the Connecticut Development Authority to leave Hartford at the end of the season.

APRIL 13, 1997 — Kevin Dineen scores the game winner as Hartford scores a 2-1 win over the Tampa Bay Lightning in the franchise's final game in Hartford.

MAY 6, 1997 — Peter Karmanos announces that the team will relocate to Raleigh, N.C. The team will play in Greensboro, N.C. for the first two seasons while a new arena is being built.

JUNE 2, 1997 — Hurricanes open office in Morrisville, N.C. to prepare for first season in North Carolina.

JUNE 16, 1997 — Peter Karmanos and Jim Rutherford unveil logo for the first time.

AUGUST 25, 1997 — Carolina acquires Trevor Kidd and Gary Roberts from Calgary for Andrew Cassels and Jean-Sebastien Giguere.

SEPTEMBER 13, 1997 — Carolina plays its first preseason game against the New York Islanders at the Greensboro Coliseum.

OCTOBER 1, 1997 — Carolina opens the franchise's 19th NHL season and first as the Carolina Hurricanes at Tampa Bay with a 4-2 loss. Kevin Dineen scores the first goal for the Hurricanes.

OCTOBER 10, 1997 — Carolina registers its first win with a 2-1 victory over the New Jersey Devils. Steve Leach scores the game-winner.

JANUARY 3, 1998 — Carolina acquires Martin Gelas and Kirk McLean from Vancouver for Sean Burke, Geoff Sanderson and Enrico Ciccone.

FEBRUARY 7, 1998 — The NHL shuts down for three weeks as NHL players compete at the Winter Olympics in Nagano, Japan. Carolina's Sami Kapanen plays for Team Finland, winning a Bronze Medal, and Keith Primeau completes the Olympic Tournament tied for third in scoring for Team Canada.

FEBRUARY 18, 1998 — Carolina tenders offer sheet to Sergei Fedorov. NHL disputes offer sheet, so it goes to an arbitrator, John Sands, who rules the offer sheet to be valid on February 26, 1998. Detroit matches offer sheet shortly after ruling that same day.

MARCH 9, 1998 — Trevor Kidd named NHL Player of the Week after posting a 3-0-0 record with a .968 save percentage and a 1.00 GAA.

MARCH 24, 1998 — Peter Karmanos receives Lester Patrick Award, which is presented annually to those individuals who have performed "outstanding service to hockey in the United States."

MARCH 30, 1998 — Keith Primeau named NHL Player of the Week after totaling eight points (4g, 4a) and a (+7) in a 3-1-0 week.

APRIL 14, 1998 — Carolina eliminated from playoffs during the final week of the season for the fourth year in a row.

JULY 13, 1998 — Hurricanes sign franchise all-time leading scorer Ron Francis to a free agent contract.

OCTOBER 28, 1998 — Carolina shuts out the Chicago Blackhawks 2-0 to take over the Southeast Division lead. The Hurricanes never relinquish the lead, remaining in first place for 173 consecutive days.

NOVEMBER 2, 1998 — Goaltender Arturs Irbe named NHL Player of the Week (October 26-November 1) and NHL Player of the Month for October.

DECEMBER 29, 1998 — Hurricanes acquire future Hall of Fame defenseman Paul Coffey from the Chicago Blackhawks in exchange for Nelson Emerson.

JANUARY 24, 1999 — Arturs Irbe and Keith Primeau become the first Carolina Hurricanes to play in the NHL All-Star Game. It marks the first time since Kevin Dineen and Ulf Samuelsson participated in Rendez-Vous '87 that the organization has been represented by two players during all-star play.

FEBRUARY 9, 1999 — Ron Francis tallies a season-high five points (2g, 3a) in his 1,300th game as the Carolina Hurricanes defeat the Toronto Maple Leafs 6-5 in the team's last visit to Maple Leaf Gardens.

FEBRUARY 18, 1999 — Paul Coffey plays in his 1,300th game, joining Ron Francis as the only teammates in league history to accomplish the feat in the same season.

FEBRUARY 21, 1999 — Ray Sheppard becomes only player in NHL history to score 20 goals in a single season for six different clubs by tallying two goals in Carolina's 4-1 victory over the New York Islanders.

APRIL 9, 1999 — Carolina Hurricanes clinch the Southeast Division, marking the team's first division title since 1987.

APRIL 24, 1999 — Ray Sheppard scores at 17:05 of overtime as the Carolina Hurricanes defeat the Boston Bruins 3-2, their first playoff win since April 29, 1992.

MAY 2, 1999 — The Boston Bruins shut out the Hurricanes 2-0 to win the best-of-7 Eastern Conference Quarterfinals 4-2.

MAY 3, 1999 — Hurricanes defenseman Steve Chiasson dies in a one-car accident.

JUNE 10, 1999 — Hurricanes agree to a three-year affiliation with the Cincinnati Cyclones of the International Hockey League (IHL).

OCTOBER 29, 1999 — Carolina Hurricanes host the New Jersey Devils in their home opener at the new Raleigh Entertainment & Sports Arena.

NOVEMBER 5, 1999 — Captain Ron Francis becomes the sixth player in NHL history to reach 1,500 points.

NOVEMBER 7, 1999 — Carolina defeats the Washington Capitals 3-2 to earn its first win at the Entertainment & Sports Arena.

DECEMBER 23, 1999 — Paul Coffey becomes the first defenseman in league history to total 1,500 points. Along with Ron Francis, Coffey becomes part of the first pair of teammates to reach the milestone during the same season.

JANUARY 23, 2000 — Hurricanes acquire forward Rod Brind'Amour, goaltender Jean-Marc Pelletier and a second-round pick in 2000 entry draft in exchange for Keith Primeau and a fifth-round draft pick in 2000.

FEBRUARY 5, 2000 — Competing in his first All-Star weekend, Sami Kapanen wins the fastest skater event during the Fed Ex/NHL Superskills contest with a time of 13.649 seconds.

APRIL 3, 2000 — Arturs Irbe named NHL Player of the Week for week ending April 2 by posting 3-1-0 record with a 1.75 goals against average, a .933 save percentage, and one shutout.

APRIL 8, 2000 — Head coach Paul Maurice becomes the franchise's all-time winningest coach with a 4-3 victory over the Atlanta Thrashers. The win surpassed Jack Evans total of 163.

JUNE 24, 2000 — Hurricanes acquire defenseman Sandis Ozolinsh and a second-round draft pick (Tomas Kurka) in 2000 from Colorado in exchange for Nolan Pratt, a first-round draft pick (Vaclav Nedorost) and two second-round picks (Jared Aulin, Argis Saviels) in 2000.

DECEMBER 18, 2000 — Hurricanes agree to a multi-year affiliation with the Lowell Lock Monsters of the American Hockey League (AHL).

FEBRUARY 4, 2001 — Defenseman Sandis Ozolinsh becomes the first Carolina Hurricane to start in an NHL All-Star Game.

MARCH 14, 2001 — Ron Francis earns an assist against Atlanta to become to first player to total 1,000 points with the franchise.

APRIL 4, 2001 — Jeff O'Neill becomes the first franchise player to score 40 goals in a season since Brendan Shanahan in 1995-96.

APRIL 6, 2001 — The Hurricanes defeat Atlanta 3-2 in Raleigh to clinch their second trip to the playoffs in three years.

JANUARY 2, 2002 — Ron Francis, playing in his 1,000th career game with the franchise, beats Byron Dafeo of the Boston Bruins for his 500th career NHL goal.

JANUARY 16, 2002 — Carolina acquires defenseman Bret Hedican, forward Kevyn Adams and defenseman Tomas Malec from Florida in exchange for defenseman Sandis Ozolinsh and forward Byron Ritchie.

JANUARY 26, 2002 — Ron Francis assists on Jeff O'Neill's goal at Philadelphia to pass Ray Bourque for second on the NHL's all-time assist list.

MARCH 5, 2002 — The Hurricanes acquire goaltender Kevin Weekes from Tampa Bay in exchange for forwards Shane Willis and Chris Dingman.

APRIL 3, 2002 — The Hurricanes set a new single-season attendance record, breaking the franchise mark set in 1987-88. In all, 635,868 fans attend games during the 2001-02 regular season.

APRIL 10, 2002 — The Hurricanes defeat the Tampa Bay Lightning 4-2 at the Entertainment & Sports Arena to clinch their second Southeast Division title in four years.

APRIL 27, 2002 — Kevin Weekes shuts out New Jersey 1-0 in Game 6 of the Eastern Conference Quarterfinals at the Continental Airlines Arena as Carolina clinches the franchise's first playoff series win since 1986 and first best-of-7 series win.

MAY 13, 2002 — Carolina breaks or ties 18 franchise records in its 8-2 Game 6 victory over the Montreal Canadiens at the Molson Centre to clinch the Eastern Conference Semifinals 4-2. The victory marks the first time the franchise defeats Montreal in a postseason series.

MAY 28, 2002 — Martin Gelinas scores at 8:05 of overtime to give the Hurricanes a 2-1 victory against Toronto in Game 6 of the Eastern Conference Finals at Air Canada Centre. With the win, Carolina clinches the first Conference championship in franchise history and earns its first trip to the Stanley Cup Finals.

JUNE 8-9, 2002 — The Hurricanes host Game 3 of the Stanley Cup Finals against Detroit, marking the first Stanley Cup finals game at the Entertainment & Sports Arena. The game goes into triple-overtime before the Red Wings' Igor Larionov scores at the 54:47 mark of overtime.

JUNE 20, 2002 — Ron Francis wins the Lady Byng Trophy and the King Clancy Trophy at the 2002 NHL Awards in Toronto.

SEPTEMBER 19, 2002 — A 20-year agreement with RBC Centura is announced to rename the Entertainment & Sports Arena as the RBC Center.

JANUARY 18, 2003 — Ron Francis plays in his 1,616th career NHL game, a 5-2 loss at New Jersey, moving past Larry Murphy (1,615) and into sole possession of third place on the NHL's all-time games played list.

MARCH 18, 2003 — Damian Surma scores his first career NHL goal in his first game, becoming the fifth Hurricane to accomplish that feat during the 2002-03 season (Jeff Heerema, Tomas Kurka, Mike Zigomanis, Brad DeFauw). Surma was the eighth and final Hurricane to score his first NHL goal during the season.

APRIL 6, 2003 — The Hurricanes set a new single-season attendance record, breaking the franchise mark set the previous season. In total, 642,973 fans attend games at the RBC Center during the 2002-03 hockey season.

DECEMBER 15, 2003 — The Hurricanes name Peter Laviolette as the franchise's 11th head coach. Kevin McCarthy is retained as an assistant coach and former Hurricane player Jeff Daniels is also named assistant coach. Paul Maurice, Randy Ladouceur and Don Edwards are relieved of their coaching duties.

MARCH 5, 2004 — Kevyn Adams beats Atlanta's Pasi Nurminen with 0.4 seconds left in overtime and the Thrashers on the power-play to break the franchise record for shorthanded goals in a season (5).

JUNE 26-27, 2004 — The Hurricanes host the NHL Entry Draft at the RBC Center, drawing 15,672 fans for day one – the largest draft crowd in more than a decade. Carolina makes noise on the floor as well, trading the eighth overall selection and a second-round pick for the fourth overall selection, taking top-rated North American skater Andrew Ladd.

YEAR BY YEAR

SEPTEMBER 15, 2004 — NHL Commissioner Gary Bettman confirms that NHL teams will not play until the Collective Bargaining Agreement is replaced, delaying the start of the 2004-05 season.

FEBRUARY 16, 2005 — NHL Commissioner Gary Bettman announces the cancellation of the 2004-05 season.

JULY 22, 2005 — NHL Board of Governors ratifies new six-year Collective Bargaining Agreement with the NHLPA.

AUGUST 25, 2005 — Rod Brind'Amour named Hurricanes team captain.

OCTOBER 7, 2005 — Cam Ward earns his first NHL win, stopping Ziggy Palffy, Mario Lemieux and Sidney Crosby in Carolina's first shootout game and first win of 2005-06.

JANUARY 19, 2006 — Carolina wins its ninth straight game, marking the second nine-game win streak of the season and in franchise history. The Hurricanes become just the fifth team in NHL history to post two win streaks of nine games or more in a single season.

JANUARY 31, 2006 — Hurricanes win 8-2 at Montreal for their 13th win in January making Carolina the seventh team in NHL history to win 13 games in a month.

MARCH 31, 2006 — Hurricanes win their 48th game of the season to clinch their third Southeast Division title with a 3-2 win against Florida. Carolina would go on to a 52-22-8 overall record, finishing second in the Eastern Conference standings and setting franchise highs for wins and points (112) in a season.

MAY 2, 2006 — Cory Stillman scores 1:19 into overtime of Game 6 at Montreal for Carolina's fourth-straight win against the Canadiens after falling behind 2-0 in the teams' Eastern Conference Quarterfinals series.

MAY 5, 2006 — Cam Ward records his first NHL shutout as Carolina defeats New Jersey 6-0 in Game 1 of the Eastern Conference Semifinals. The Hurricanes would go on to win the series 4-1.

JUNE 1, 2006 — Carolina defeats Buffalo 4-2 in Game 7 of the Eastern Conference Finals, sending the Hurricanes to the Stanley Cup Finals for the second time in four years and the second time in franchise history.

JUNE 19, 2006 — Justin Williams scores into an empty net with 1:01 remaining in the third period to give Carolina a 3-1 win in Game 7 of the Stanley Cup Finals. The win marks the first Stanley Cup championship in franchise history and the first major professional sports championship in North Carolina. Cam Ward wins the Conn Smythe Trophy as the playoffs' Most Valuable Player.

JUNE 22, 2006 — Rod Brind'Amour wins the Frank J. Selke Trophy at the NHL Awards in Vancouver.

FEBRUARY 8, 2007 — Ray Whitney sets a franchise record scoring three even-strength goals in a 1:40 span in the second period of Carolina's 5-2 win at Boston. The feat marks the fastest three even-strength goals in the NHL since Bill Mosienko scored three times in :21 in his Blackhawks' 7-6 win at NY Rangers, March 23, 1952.

MARCH 24, 2007 — Hurricanes establish a new single-season attendance record of more than 650,000 fans when they host an overflow crowd of 18,763 against San Jose. Carolina finishes the season having hosted 712,861 fans in its 41 home games, an average of 17,387 fans per game and 93.3% of the RBC Center's capacity.

JUNE 14, 2007 — Rod Brind'Amour wins the Frank J. Selke Trophy at the NHL Awards in Toronto.

JUNE 5, 2008 — Glen Wesley announces his retirement as a player and is named director of defensemen development. President/General Manager Jim Rutherford announces that Wesley's No. 2 jersey would be retired to the RBC Center rafters. Wesley retired as the Hurricanes' all-time games-played leader, having played in 728 regular-season games since the team's relocation to North Carolina in 1997. He played 913 games with the franchise, second only to Hall of Famer Ron Francis (1,186).

JULY 12, 2008 — Carolina Hurricanes and the Centennial Authority announce a five-year extension of the team's lease of the RBC Center, making the final year of the lease 2024.

SEPTEMBER 10, 2008 — The Carolina Hurricanes unveil their alternate third uniform at a news conference on the ice at the RBC Center. Tim Gleason, Eric Staal and Cam Ward model the team's newest look, which includes a primarily black jersey with the secondary flag logo on the chest, black pants and black helmets. The team announces that the new uniforms will be worn in a game for the first time when the Hurricanes host Detroit on October 13, and will be worn for 15 home games in 2008-09.

SEPTEMBER 11, 2008 — Hurricanes sign forward Eric Staal to a seven-year contract extension, which will begin in 2009-10 and will run through 2015-16.

DECEMBER 3, 2008 — Paul Maurice is named head coach and Ron Francis is named associate head coach; Peter Laviolette relieved of his head coaching duties.

MARCH 7, 2009 — The Hurricanes score a 9-3 win at Tampa Bay, marking the most goals in a game for the team since relocating to North Carolina. Eric Staal scores four goals marking the first time a player had scored four goals since relocation, and the third time the feat was accomplished in franchise history. Staal's six points set a Hurricanes record and tied the franchise record for points in a game.

MARCH 28, 2009 — The Hurricanes finish March 2009 with a 10-1-2 record (22 points), making it the best March, and second-best month, in franchise history (January 2006: 13-1-0 — 26 points).

APRIL 7, 2009 — Cam Ward earns his 39th win of the season in Carolina's 9-0 rout of the New York Islanders. For Ward, the win breaks Martin Gerber's franchise record of 38 wins set in 2005-06, and marks his franchise-best tying sixth shutout of the season. The game marks Eric Staal's fourth hat trick of the season, setting a new franchise mark in that category. For the Hurricanes, it marks their 45th win of the regular season — the second-best wins total in franchise history next to 2005-06.

APRIL 9, 2009 — The Hurricanes' franchise-record 12-game home winning streak is snapped in a 5-1 loss against Buffalo. The 12-game home winning streak shatters the previous franchise-best nine-game home winning streak accomplished twice during the championship 2005-06 season.

APRIL 28, 2009 — "The Shock at the Rock" — Trailing 3-2 with 1:20 remaining in regulation, Jussi Jokinen scores the tying goal in Game 7 of the Eastern Conference Quarterfinals at New Jersey's Prudential Center. Eric Staal then beats Martin Brodeur with 32 seconds remaining and the Hurricanes advance to the second round.

MAY 14, 2009 — Scott Walker beats Tim Thomas 18:46 into overtime of Game 7 of the Eastern Conference Semifinals at TD Banknorth Garden to give the Hurricanes a 3-2 win. The Hurricanes become just the fourth team to advance to the Eastern Conference Finals three times in the first decade of the 2000s, joining New Jersey, Philadelphia and Pittsburgh in that group.

SEPTEMBER 30, 2009 — Hurricanes sign goaltender Cam Ward to a six-year contract extension, which begins in 2010-11 and will run through 2015-16.

JANUARY 20, 2010 — Hurricanes name Eric Staal captain and Rod Brind'Amour alternate captain.

APRIL 8, 2010 — The National Hockey League announces that the Hurricanes will host the 2011 NHL All-Star Game at the RBC Center.

JUNE 30, 2010 — Rod Brind'Amour announces his retirement as a player.

OCTOBER 4, 2010 — The Hurricanes take on SKA St. Petersburg in an exhibition game. Carolina is the first NHL team to play in Russia in more than 20 years.

OCTOBER 7-8, 2010 — The Hurricanes take part in the 2010 Compuware NHL Premiere, playing two games against the Minnesota Wild at Hartwall Arena in Helsinki, Finland. Carolina wins both games.

JANUARY 28-30, 2011 — The Hurricanes host NHL All-Star Weekend. Team Lidstrom downs Team Staal by an 11-10 score in the All-Star Game. Jamie McBain, Jeff Skinner, Eric Staal and Cam Ward represent Carolina in the events.

JUNE 22, 2011 — Jeff Skinner becomes the first player in Carolina's franchise history to win the Calder Trophy as the NHL's rookie of the year.

CLOSING GAME ROSTER vs. Boston Bruins (away 4/10/10)

5 Brian Pothier	D	16 Brandon Sutter	C	29 Tom Kostopoulos	RW	45 Alexandre Picard (injured)	D
6 Tim Gleason (injured)	D	17 Rod Brind'Amour (injured)	C	30 Cam Ward	G	53 Casey Borer	D
11 Zach Boychuk	C	21 Drayson Bowman	LW	33 Bryan Rodney	D	59 Chad LaRose	RW
12 Eric Staal	C	25 Joni Pitkanen (injured)	D	34 Manny Legace	G	67 Jerome Samson	RW
13 Ray Whitney	LW	26 Erik Cole	LW	36 Jussi Jokinen	LW		
14 Sergei Samsonov	LW	27 Brett Carson	D	39 Patrick Dwyer	RW		
15 Tuomo Ruutu (injured)	LW	28 Jamie McBain	D	44 Jay Harrison	D		

FINAL SOUTHEAST DIVISION STANDINGS

	GP	W	L	OT	GF	GA	PTS
WASHINGTON	82	54	15	13	318	233	121
ATLANTA	82	35	34	13	234	256	83
CAROLINA*	82	35	37	10	230	256	80
TAMPA BAY	82	34	36	12	217	260	80
FLORIDA	82	32	37	13	208	244	77

*Did not make playoffs.

COMPLETE RESULTS (*Overtime **Shootout)

DATE	W/L	SCORE	OPP.	DATE	W/L	SCORE	OPP.
10/2	L	0-2	PHI	1/7	L	2-4	at NSH
10/3	L	2-7	at BOS	1/8	W	2-1	COL
10/6	W	2-1**	TB	1/10	W	4-1	OTT
10/9	W	7-2	FLA	1/12	W	4-2	at TOR
10/10	L	2-5	at TB	1/14	L	1-3	at DET
10/14	OT	2-3**	PIT	1/16	L	3-5	ATL
10/17	L	0-2	at NJ	1/18	L	2-3	TB
10/21	OT	3-4**	at NYI	1/21	W	5-2	at ATL
10/23	L	4-5	at COL	1/23	L	2-4	at PHI
10/24	OT	2-3*	at MIN	1/24	W	5-1	BOS
10/28	L	2-5	STL	1/27	W	5-1	at NYR
10/31	L	1-6	at PHI	1/28	W	4-1	NYI
11/1	L	1-5	SJ	1/30	W	4-2	CHI
11/4	L	0-3	at FLA	2/1	L	2-4	at EDM
11/6	L	2-3	TOR	2/3	L	1-4	at CGY
11/7	L	2-3	at CBJ	2/5	W	4-3	at BUF
11/11	L	2-5	LA	2/6	W	3-1	at NYI
11/13	OT	3-4*	NYI	2/9	W	4-1	FLA
11/15	W	5-4**	MIN	2/11	W	4-3*	BUF
11/17	OT	2-3**	at MTL	2/13	W	5-2	NJ
11/19	W	6-5**	TOR	3/2	W	5-1	at TOR
11/21	W	3-1	TB	3/4	W	4-1	OTT
11/23	L	0-2	at DAL	3/6	L	1-4	at FLA
11/25	L	2-3	at ANA	3/7	W	4-0	at ATL
11/27	L	4-6	ATL	3/10	OT	3-4*	at WSH
11/28	L	1-5	at BUF	3/11	W	4-3*	PIT
11/30	L	2-3	WSH	3/13	L	0-4	PHX
12/5	W	5-3	VAN	3/16	L	2-5	BOS
12/7	W	3-2	at PIT	3/18	W	4-3*	WSH
12/9	L	2-4	at NJ	3/20	W	3-2*	at PIT
12/11	OT	3-4*	at WSH	3/21	L	3-5	BUF
12/12	L	2-4	at OTT	3/23	OT	2-3*	at TB
12/16	W	5-3	DAL	3/25	W	3-2**	WSH
12/18	L	3-6	at FLA	3/27	L	0-4	ATL
12/19	W	3-2	FLA	3/29	W	4-1	at ATL
12/21	L	1-3	NYR	3/31	W	2-1	at MTL
12/23	L	1-5	MTL	4/1	OT	3-4**	at OTT
12/26	OT	3-4**	PHI	4/3	L	0-4	NJ
12/28	W	6-3	at WSH	4/6	W	8-5	at TB
12/31	L	1-2	NYR	4/8	W	5-2	MTL
1/2	W	2-1*	at NYR	4/10	L	2-4	at BOS

MAJOR TRADES

07/24/09 – Acquired defenseman Aaron Ward from Boston in exchange for forward Patrick Eaves and a fourth-round pick in 2010.

12/03/09 – Acquired forward Jiri Tlusty from Toronto in exchange for forward Philippe Paradis.

02/07/10 – Traded defenseman Niclas Wallin and a 2010 fifth-round pick to San Jose for Buffalo's 2010 second-round pick.

02/12/10 – Traded forward Matt Cullen to Ottawa for defenseman Alexandre Picard and Ottawa's 2010 second-round pick.

03/03/10 – Acquired goaltender Justin Pogge and Boston's fourth-round pick in 2010 or 2011 from Anaheim in exchange for defenseman Aaron Ward; Traded forward Scott Walker to Washington for Washington's 2010 seventh-round pick; Acquired defenseman Brian Pothier, forward Oskar Osala and Washington's 2011 second-round pick from Washington for defenseman Joe Corvo; Acquired forward Cedric McNicoll and Colorado's 2010 sixth-round pick from Colorado for forwards Stephane Yelle and Harrison Reed; Traded defenseman Andrew Alberts to Vancouver for Vancouver's 2010 third-round pick.

FINAL STATISTICS (Hurricanes games only)

PLAYER	GP	SCORING (*Rookies)						
		G	A	PTS	PIM	PP	SH	GW
ERIC STAAL	70	29	41	70	68	13	0	5
JUSSI JOKINEN	81	30	35	65	36	10	0	6
RAY WHITNEY	80	21	37	58	26	7	0	5
JONI PITKANEN	71	6	40	46	72	1	0	1
BRANDON SUTTER	72	21	19	40	2	5	0	3
MATT CULLEN	60	12	28	40	26	1	2	1
TUOMO RUUTU	54	14	21	35	50	5	0	1
SERGEI SAMSONOV	72	14	15	29	32	2	0	2
CHAD LAROSE	56	11	17	28	24	0	1	0
TOM KOSTOPOULOS	82	8	13	21	106	0	2	0
ROD BRIND'AMOUR	80	9	10	19	36	2	0	2
TIM GLEASON	61	5	14	19	78	1	1	0
ERIK COLE	40	11	5	16	29	2	0	1
PATRICK DWYER	58	7	5	12	6	0	0	2
JOE CORVO	34	4	8	12	10	4	0	0
*BRETT CARSON	54	2	10	12	12	0	0	0
*BRYAN RODNEY	22	1	10	11	8	0	0	0
AARON WARD	60	1	10	11	54	0	0	0
*JAMIE MCBAIN	14	3	7	10	0	1	0	1
ANDREW ALBERTS	62	2	8	10	74	0	0	0
*ZACH BOYCHUK	31	3	6	9	2	0	0	0
STEPHANE YELLE	59	4	3	7	28	0	1	0
JIRI TLUSTY	18	1	5	6	6	0	0	0
JAY HARRISON	38	1	5	6	50	0	0	0
SCOTT WALKER	33	3	2	5	23	1	0	0
NICLAS WALLIN	47	0	5	5	26	0	0	0
BRIAN POTHIER	20	1	3	4	11	0	0	1
CAM WARD	47	0	3	3	0	0	0	0
*DRAYSON BOWMAN	9	2	0	2	4	1	0	0
*JEROME SAMSON	7	0	2	2	10	0	0	0
MANNY LEGACE	28	0	1	1	0	0	0	0
*OSKAR OSALA	1	0	0	0	0	0	0	0
*CASEY BORER	2	0	0	0	0	0	0	0
STEVEN GOERTZEN	6	0	0	0	5	0	0	0
ALEXANDRE PICARD	9	0	0	0	6	0	0	0
*JUSTIN PETERS	9	0	0	0	0	0	0	0
TIM CONBOY	12	0	0	0	24	0	0	0

PLAYER	GP	GOALTENDING				
		MINS	GA	GAA	SO	W-L-OT
CAM WARD	47	2651	119	2.69	0	18-23-5
MANNY LEGACE	28	1472	69	2.81	1	10-7-5
*JUSTIN PETERS	9	488	23	2.83	0	6-3-0
MICHAEL LEIGHTON	7	350	25	4.29	0	1-4-0

SEASON HIGHLIGHTS

- Goaltender Cam Ward signs a six-year contract extension which begins in 2010-11 and will run through 2015-16 – September 30, 2009.

- Forward Ray Whitney plays his 1,000th NHL regular-season game in the Hurricanes' game at Nassau Coliseum against the New York Islanders – October 21, 2009.

- Forward Eric Staal's 349-game "ironman" streak ends when he misses Carolina's game at Florida. The games-played streak is the longest since the team's relocation, and the second-longest in franchise history – November 4, 2009.

- The Hurricanes name Eric Staal captain and Rod Brind'Amour alternate captain – January 20, 2010.

- All four Hurricanes players – Tim Gleason (USA-silver), Joni Pitkanen (Finland-bronze), Tuomo Ruutu (Finland-bronze) and Eric Staal (Canada-gold) – competing in the 2010 Winter Olympics in Vancouver win medals – February 28, 2010.

- Paul Maurice coaches his 800th game behind the Hurricanes' bench, making him the 10th coach in NHL history to coach 800 games with one franchise – March 16, 2010.

- Forward Brandon Sutter finishes the season with 20 goals and only two penalty minutes, making him the first NHL player since Sergei Berezin (26g, 2 PIM) in 1999-00 to have at least 20 goals while only taking two penalty minutes – April 10, 2010.

2008-09 IN REVIEW

CLOSING GAME ROSTER vs. *New Jersey Devils* (away 4/11/09)

4 Dennis Seidenberg	D	14 Sergei Samsonov	LW	26 Erik Cole	LW	59 Chad LaRose	RW
5 Frantisek Kaberle (injured)	D	15 Tuomo Ruutu	LW	30 Cam Ward	G	63 Dwight Helminen	C
6 Tim Gleason	D	17 Rod Brind'Amour	C	33 Anton Babchuk	D	77 Joe Corvo	D
7 Niclas Wallin	D	18 Ryan Bayda (scratch)	LW	36 Jussi Jokinen	LW		
8 Matt Cullen (injured)	C	20 Michael Ryan (scratch)	C	38 Tim Conboy	D		
12 Eric Staal	C	24 Scott Walker	RW	44 Patrick Eaves	RW		
13 Ray Whitney	LW	25 Joni Pitkanen	D	49 Michael Leighton	G		

FINAL SOUTHEAST DIVISION STANDINGS

	GP	W	L	OT	GF	GA	PTS
WASHINGTON	82	50	24	8	272	245	108
CAROLINA*	82	45	30	7	239	226	97
FLORIDA	82	41	30	11	234	231	93
ATLANTA	82	35	41	6	257	280	76
TAMPA BAY	82	24	40	18	210	279	66

*Def. New Jersey in Eastern Conf. Quarterfinals, 4-3; Def. Boston in Eastern Conf. Semifinals, 4-3; Lost to Pittsburgh in Eastern Conf. Finals, 4-0.

COMPLETE RESULTS (*Overtime **Shootout)

DATE	W/L	SCORE	OPP.	DATE	W/L	SCORE	OPP.
10/10	W	6-4	FLA	1/8	L	2-4	FLA
10/11	W	4-3*	at TB	1/10	L	1-5	at BOS
10/13	L	1-3	DET	1/13	L	1-5	at OTT
10/17	OT	3-4*	at LA	1/15	L	4-6	TOR
10/19	W	3-1	at ANA	1/17	L	1-3	at BUF
10/23	L	1-4	at PIT	1/19	W	2-0	at TOR
10/25	W	4-3	at NYI	1/20	W	2-1	at PIT
10/28	OT	2-3**	at MTL	1/27	L	2-3	at NYR
10/30	W	1-0	at STL	1/29	W	3-2	TB
11/1	L	1-3	EDM	1/31	W	2-0	ATL
11/2	W	6-4	TOR	2/3	L	3-4	at VAN
11/4	W	5-4*	at TOR	2/5	W	4-3**	at SJ
11/6	L	2-3	at WSH	2/7	W	7-2	at PHX
11/7	W	2-1	OTT	2/12	L	0-5	FLA
11/9	L	2-5	ATL	2/14	L	1-5	CBJ
11/12	L	1-5	WSH	2/15	W	3-0	at BUF
11/14	L	2-3	at ATL	2/17	L	1-5	BOS
11/16	W	3-2**	TB	2/19	W	6-2	at NYI
11/18	W	2-1	MTL	2/20	W	4-1	TB
11/21	W	5-2	PHX	2/22	W	t-2	COL
11/23	L	2-5	NSH	2/24	L	2-4	at OTT
11/24	L	2-3	at FLA	2/26	W	2-1**	BUF
11/26	L	1-3	PHI	2/28	L	3-5	at ATL
11/28	W	3-2*	at PHI	3/3	W	5-2	at WSH
11/30	L	1-4	ANA	3/6	W	6-1	CGY
12/4	L	2-5	PIT	3/7	W	9-3	at TB
12/6	OT	1-2*	PHI	3/9	W	3-0	NYR
12/7	W	3-1	WSH	3/11	OT	2-3**	at CHI
12/11	OT	5-6**	at PHI	3/12	L	2-3	at DAL
12/13	OT	2-3**	at NYR	3/14	OT	4-5**	at WSH
12/16	W	3-2	MTL	3/18	W	4-2	NJ
12/18	W	2-1*	FLA	3/20	W	5-4	NYI
12/20	L	2-4	at BOS	3/21	W	4-1	WSH
12/21	W	3-2*	at MTL	3/23	W	3-2*	at FLA
12/23	L	2-3	at MIN	3/25	W	2-1	OTT
12/26	W	5-4	at ATL	3/28	W	2-1	at NJ
12/27	L	2-4	BOS	4/2	W	4-2	NYR
12/31	W	3-1	ATL	4/4	W	3-2*	PIT
1/2	W	2-1	STL	4/7	W	9-0	NYI
1/3	W	3-2	at TB	4/9	L	1-5	BUF
1/6	W	3-2	NJ	4/11	L	2-3	at NJ

MAJOR TRADES

07/01/08 – Acquired defenseman Joni Pitkanen from Edmonton in exchange for forward Erik Cole.

02/07/09 – Acquired forward Jussi Jokinen from Tampa Bay in exchange for forward/defenseman Wade Brookbank, defenseman Josef Melichar and a fourth-round pick in 2009.

03/04/09 – Acquired forward Patrick O'Sullivan and Calgary's second-round pick in 2009 from Los Angeles in exchange for forward Justin Williams; traded O'Sullivan and Carolina's second-round pick in 2009 to Edmonton for forward Erik Cole and Edmonton's fifth-round pick in 2009.

FINAL STATISTICS (*Hurricanes games only*)

PLAYER	GP	SCORING (*Rookies)				PIM	PP	SH	GW
		G	A	PTS					
RAY WHITNEY	82	24	53	77	32	7	0	2	
ERIC STAAL	82	40	35	75	50	14	1	8	
TUOMO RUUTU	79	26	28	54	79	10	0	4	
ROD BRIND'AMOUR	80	16	35	51	36	6	1	1	
SERGEI SAMSONOV	81	16	32	48	28	3	0	3	
MATT CULLEN	69	22	21	43	20	4	2	2	
JOE CORVO	81	14	24	38	18	8	1	6	
ANTON BABCHUK	72	16	19	35	16	9	0	4	
JONI PITKANEN	71	7	26	33	58	2	0	3	
CHAD LAROSE	81	19	12	31	35	0	2	4	
DENNIS SEIDENBERG	70	5	25	30	37	2	0	1	
SCOTT WALKER	41	5	10	15	39	1	0	0	
ERIK COLE	17	2	13	15	10	0	0	0	
PATRICK EAVES	74	6	8	14	31	1	1	1	
RYAN BAYDA	70	5	7	12	26	0	0	0	
TIM GLEASON	70	0	12	12	68	0	0	0	
JUSSI JOKINEN	25	1	10	11	12	0	0	1	
JUSTIN WILLIAMS	32	3	7	10	9	2	0	0	
NICLAS WALLIN	64	2	8	10	42	0	0	1	
FRANTISEK KABERLE	30	1	7	8	8	1	0	0	
BRANDON SUTTER*	50	1	5	6	16	0	0	0	
JOSEF MELICHAR	15	0	4	4	8	0	0	0	
DAN LACOUTURE	11	2	0	2	10	0	0	1	
DWIGHT HELMINEN*	23	1	1	2	0	0	0	0	
MICHAEL RYAN	18	0	2	2	2	0	0	0	
BRYAN RODNEY*	8	0	2	2	2	0	0	0	
WADE BROOKBANK	27	1	0	1	40	0	0	0	
PATRICK DWYER*	13	1	0	1	0	0	0	0	
TIM CONBOY	28	0	1	1	37	0	0	0	
JAKUB PETRUZALEK*	2	0	1	1	0	0	0	0	
CAM WARD	68	0	1	1	4	0	0	0	
BRETT CARSON*	5	0	0	0	4	0	0	0	
CASEY BORER*	3	0	0	0	5	0	0	0	
ZACH BOYCHUK*	2	0	0	0	0	0	0	0	
MICHAEL LEIGHTON	19	0	0	0	4	0	0	0	

GOALTENDING

PLAYER	GP	MINS	GA	GAA	SO	W-L-OT
CAM WARD	68	3928	160	2.44	6	39-23-5
MICHAEL LEIGHTON	19	1029	50	2.92	0	6-7-2

SEASON HIGHLIGHTS

• Paul Maurice is named head coach and Ron Francis is named associate head coach; Peter Laviolette relieved of his head coaching duties – December 3, 2008.

• The Hurricanes score a 9-3 win at TB, marking the most goals in a game for the team since relocating to North Carolina. Eric Staal scores four goals, marking the first time a player had scored four goals in a game since relocation, and the third time the feat was accomplished in franchise history. Staal's six points set a Hurricanes record and tie the franchise record for points in a game – March 7, 2009.

• Cam Ward earns his 39th win of the season in Carolina's 9-0 rout of the NY Islanders. For Ward, the win breaks Martin Gerber's franchise record of 38 wins in a season. For the Hurricanes, it marks their 45th win of the regular season - the second-best wins total in franchise history – April 7, 2009.

• The Hurricanes' franchise-record 12-game home winning streak is snapped. The 12-game home winning streak shatters the previous record of nine games – April 9, 2009.

• "The Shock at the Rock" — Trailing 3-2 with 1:20 remaining in regulation, Jussi Jokinen scores the tying goal in Game 7 of the Eastern Conference Quarterfinals at New Jersey's Prudential Center. Eric Staal then beats Martin Brodeur with 32 seconds remaining, and the Hurricanes advance to the second round – April 28, 2009.

• Scott Walker beats Tim Thomas 18:46 into overtime of Game 7 of the Eastern Conference Semifinals at TD Banknorth Garden to give the Hurricanes a 3-2 win. Carolina becomes just the fourth team to advance to the Eastern Conference Finals three times in the first decade of the 2000s, joining NJ, PHI and PIT in that group.

CLOSING GAME ROSTER vs. Florida Panthers (home 4/7/07)

2 Glen Wesley	D	12 Eric Staal	C	24 Scott Walker	RW	44 Patrick Eaves (injured)	RW
4 Dennis Seidenberg	D	13 Ray Whitney	LW	26 Erik Cole	LW	45 David Tanabe (injured)	D
5 Frantisek Kaberle	D	14 Sergei Samsonov	LW	28 Andrew Hutchinson	D	47 John Grahame	G
6 Bret Hedican	D	15 Tuomo Ruutu	LW	30 Cam Ward	G	51 Jeff Hamilton (scratch)	F
7 Niclas Wallin	D	17 Rod Brind'Amour (injured)	C	37 Keith Aucoin	RW	59 Chad LaRose	RW
8 Matt Cullen	C	18 Ryan Bayda	LW	38 Tim Conboy (scratch)	D	77 Joe Corvo	D
11 Justin Williams (injured)	RW	19 Trevor Letowski	RW	42 Tim Gleason	D		

FINAL SOUTHEAST DIVISION STANDINGS

	GP	W	L	OT	GF	GA	PTS
WASHINGTON	82	43	31	8	242	231	94
CAROLINA*	82	43	33	6	252	249	92
FLORIDA	82	38	35	9	216	226	85
ATLANTA	82	34	40	8	216	272	76
TAMPA BAY	82	31	42	9	223	267	71

*Did not make playoffs.

FINAL STATISTICS (Hurricanes games only)

PLAYER	SCORING (*Rookies)							
	GP	G	A	PTS	PIM	PP	SH	GW
ERIC STAAL	82	38	44	82	50	14	0	7
RAY WHITNEY	66	25	36	61	30	6	0	4
ERIK COLE	73	22	29	51	76	10	0	4
ROD BRIND'AMOUR	59	19	32	51	38	6	0	4
MATT CULLEN	59	13	36	49	32	8	0	1
CORY STILLMAN	55	21	25	46	14	10	0	6
SERGEI SAMSONOV	38	14	18	32	10	3	0	2
SCOTT WALKER	58	14	18	32	115	4	2	4
JUSTIN WILLIAMS	37	9	21	30	43	2	0	0
JEFF HAMILTON	58	9	15	24	10	7	0	1
CHAD LAROSE	58	11	12	23	46	0	1	2
FRANTISEK KABERLE	80	0	22	22	30	0	0	0
JOSEPH CORVO	23	7	14	21	8	5	0	2
TIM GLEASON	80	3	16	19	84	0	0	0
ANDREW LADD	43	9	9	18	31	0	0	1
TREVOR LETOWSKI	75	9	9	18	30	0	1	1
BRET HEDICAN	66	2	15	17	70	0	0	0
DENNIS SEIDENBERG	47	0	15	15	18	0	0	0
KEITH AUCOIN	38	5	8	13	10	0	0	0
MIKE COMMODORE	41	3	9	12	74	0	0	0
TUOMO RUUTU	17	4	7	11	16	3	0	0
NICLAS WALLIN	66	2	6	8	54	0	0	0
GLEN WESLEY	78	1	7	8	52	0	0	1
RYAN BAYDA	31	3	3	6	28	0	0	0
CRAIG ADAMS	40	2	3	5	34	0	0	0
PATRICK EAVES	11	1	4	5	4	1	0	0
TIM CONBOY*	19	0	5	5	60	0	0	0
CASEY BORER*	11	1	2	3	4	0	0	0
DAVID TANABE	18	1	2	3	8	0	0	0
WADE BROOKBANK	32	1	1	2	76	0	0	0
JOE JENSEN*	6	1	0	1	2	0	0	1
BRANDON NOLAN*	6	0	1	1	0	0	0	0
JOHN GRAHAME	17	0	1	1	4	0	0	0
CAM WARD	69	0	1	1	4	0	0	0
JOEY MORMINA*	1	0	0	0	0	0	0	0
MICHAEL LEIGHTON	3	0	0	0	0	0	0	0

GOALTENDING

PLAYER	GP	MINS	GA	GAA	SO	W-L-OT
MICHAEL LEIGHTON	3	158	7	2.66	0	1-1-0
CAM WARD	69	3930	180	2.75	4	37-25-5
JOHN GRAHAME	17	848	53	3.75	0	5-7-1

SEASON HIGHLIGHTS

- Forward Eric Staal becomes the sixth-fastest player in franchise history (268 games) to score 100 goals when he beats Johan Holmqvist in a 4-3 win vs. TB – November 23, 2007.
- Eric Staal represents the Eastern Conference at the NHL All-Star Game in Atlanta. Staal is named the Game's Most Valuable Player with two goals and an assist on Marc Savard's game-winner, helping the Eastern Conference to an 8-7 win. It marks the first All-Star Game MVP for a player in franchise history – January 27, 2008.
- Defenseman Glen Wesley passes Tim Horton (1,446) on the NHL's all-time games played list for defensemen – March 12, 2008.
- Glen Wesley announces his retirement as a player and is named director of defenseman development. President/General Manager Jim Rutherford announces that Wesley's No. 2 jersey would be retired to the RBC Center rafters – June 5, 2008.

COMPLETE RESULTS (*Overtime **Shootout)

DATE	W/L	SCORE	OPP.	DATE	W/L	SCORE	OPP.
10/3	OT	2-3*	MTL	1/2	OT	4-5*	ATL
10/5	W	4-1	PIT	1/4	W	4-3	at ATL
10/6	L	0-2	at WSH	1/5	L	0-1	at STL
10/9	W	7-1	at TOR	1/8	W	1-0	at BOS
10/11	W	5-3	at OTT	1/10	L	1-4	NJ
10/13	W	3-1	at MTL	1/12	L	4-5	COL
10/19	OT	3-4**	at PIT	1/15	L	4-5	at TOR
10/20	OT	2-3*	at PHI	1/17	L	1-5	at OTT
10/22	W	3-1	VAN	1/18	W	7-2	EDM
10/24	W	6-2	BUF	1/21	W	3-2*	at NYI
10/26	L	4-7	MTL	1/22	L	3-6	NYI
10/27	W	8-3	at NYI	1/29	W	3-1	NYR
10/31	L	2-4	at FLA	1/31	W	3-2*	TOR
11/3	W	4-2	FLA	2/2	L	1-4	at PIT
11/5	W	5-0	WSH	2/5	L	0-1	at NSH
11/8	L	1-5	TB	2/8	W	2-1	at WSH
11/10	W	5-3	at ATL	2/9	L	1-6	at NJ
11/12	W	4-3	at FLA	2/12	W	3-2	at BOS
11/14	L	1-6	at TB	2/14	W	4-2	PIT
11/16	L	0-3	ATL	2/16	W	5-4	FLA
11/17	W	2-1	FLA	2/18	L	1-5	at NJ
11/21	L	3-6	PHI	2/19	OT	2-3**	BOS
11/23	W	4-3	TB	2/21	W	5-3	ATL
11/24	L	2-5	at WSH	2/23	W	6-3	WSH
11/28	L	1-3	PHI	2/26	W	2-1*	NJ
11/30	W	4-3	WSH	2/28	L	2-4	NYR
12/1	L	1-8	at BUF	3/1	W	5-1	TB
12/3	W	4-0	at NYR	3/5	W	6-3	at ATL
12/6	L	1-2	at TB	3/6	W	3-2	MIN
12/8	W	5-1	at MTL	3/8	W	4-3*	BUF
12/9	L	2-5	at DET	3/12	W	3-0	at CHI
12/12	L	0-6	OTT	3/14	L	1-7	at BUF
12/14	L	3-4	CGY	3/16	W	5-1	OTT
12/15	W	6-5**	at PHI	3/19	W	5-3	at ATL
12/18	W	3-2*	TOR	3/20	W	2-1**	at FLA
12/20	L	4-5	at FLA	3/25	OT	2-3**	WSH
12/22	W	4-1	at TB	3/28	W	7-1	ATL
12/26	L	2-4	at NYR	3/29	L	1-2	at TB
12/28	W	4-3	BOS	4/1	L	1-4	at WSH
12/29	L	1-4	at CBJ	4/2	W	6-2	TB
12/31	L	1-4	NYI	4/4	L	3-4	FLA

MAJOR TRADES

01/08/08 – Claimed forward Sergei Samsonov on re-entry waivers from Chicago.

01/17/08 – Traded forward Craig Adams to Chicago for future considerations.

01/31/08 – Acquired forward Joe Jensen from Pittsburgh in exchange for forward David Gove.

02/11/08 – Acquired defenseman Joe Corvo and forward Patrick Eaves from Ottawa in exchange for defenseman Mike Commodore and forward Cory Stillman.

02/26/08 – Acquired forward Tuomo Ruutu from Chicago in exchange for forward Andrew Ladd.

2006-07 IN REVIEW

CLOSING GAME ROSTER vs. Florida Panthers (home 4/7/07)

2 Glen Wesley	D	12 Eric Staal	C	26 Erik Cole	LW	59 Chad LaRose	RW
4 Dennis Seidenberg	D	13 Ray Whitney	LW	27 Craig Adams	RW	61 Cory Stillman	LW
5 Frantisek Kaberle	D	16 Andrew Ladd	LW	28 Andrew Hutchinson	D	63 Josef Vasicek	C
6 Bret Hedican (injured)	D	17 Rod Brind'Amour	C	30 Cam Ward	G	77 Anson Carter (scratch)	RW
7 Niclas Wallin	D	19 Trevor Letowski	RW	45 David Tanabe	D		
8 Tim Gleason (injured)	C	22 Mike Commodore	D	47 John Grahame	G		
11 Justin Williams	RW	24 Scott Walker	RW	48 Anton Babchuk (scratch)	D		

FINAL SOUTHEAST DIVISION STANDINGS

	GP	W	L	OT	GF	GA	PTS
ATLANTA	82	43	28	11	246	245	97
TAMPA BAY	82	44	33	5	253	261	93
CAROLINA*	82	40	34	8	241	253	88
FLORIDA	82	35	31	16	247	257	86
WASHINGTON	82	28	40	14	235	286	70

*Did not make playoffs.

COMPLETE RESULTS (*Overtime **Shootout)

DATE	W/L	SCORE	OPP.	DATE	W/L	SCORE	OPP.
10/4	OT	2-3**	BUF	1/2	L	0-3	PIT
10/6	L	0-4	NJ	1/4	L	0-2	PHX
10/7	L	2-5	at WSH	1/6	W	4-2	NYI
10/11	L	3-6	at FLA	1/9	W	4-1	at TOR
10/13	W	4-3	at ATL	1/11	W	6-4	FLA
10/14	W	5-1	at PIT	1/13	OT	3-4**	ATL
10/16	W	5-1	at TB	1/16	W	3-2*	at FLA
10/20	L	4-5	at BUF	1/18	L	2-5	WSH
10/21	OT	3-4*	at NYI	1/20	OT	5-6**	TB
10/25	W	5-4*	ATL	1/26	W	6-2	WSH
10/26	L	1-5	at TB	1/27	L	3-7	at WSH
10/28	W	6-4	TB	1/30	L	1-4	TOR
11/1	W	5-2	at ATL	2/1	L	0-4	TB
11/2	L	0-4	MTL	2/3	OT	3-4*	BOS
11/4	W	3-2	at OTT	2/6	W	2-1	at MTL
11/7	OT	2-3**	at NJ	2/8	W	5-2	at BOS
11/9	W	5-0	WSH	2/10	L	4-5	at MIN
11/11	W	6-2	PIT	2/13	W	2-1	LA
11/13	L	4-7	BUF	2/15	L	1-4	NYR
11/15	W	2-1	NYR	2/17	W	5-3	at MTL
11/17	W	4-1	at WSH	2/20	L	1-3	ATL
11/18	W	5-4	DAL	2/22	W	3-2*	PHI
11/21	L	0-4	at NYR	2/24	W	4-1	at ATL
11/22	L	2-4	at NYI	2/27	L	2-4	OTT
11/24	W	5-1	at BOS	2/28	L	0-2	at OTT
11/28	L	1-4	OTT	3/2	W	3-2	PIT
11/30	W	4-2	MTL	3/4	L	1-3	at ATL
12/2	W	5-2	BOS	3/9	W	3-0	at WSH
12/5	L	0-3	at CGY	3/11	L	1-2**	at NYR
12/6	L	1-3	at EDM	3/13	W	3-1	FLA
12/8	OT	3-4*	at VAN	3/15	L	2-3	NJ
12/11	L	2-5	at COL	3/17	W	7-2	at NJ
12/15	L	3-4	TOR	3/22	W	4-3	WSH
12/16	W	3-2	at TB	3/24	W	6-4	SJ
12/19	W	2-1	at PHI	3/27	L	1-6	at TOR
12/22	W	5-1	NYI	3/28	L	1-5	at PHI
12/23	W	3-2*	at FLA	3/30	L	2-4	TB
12/26	W	4-2	FLA	4/1	W	4-3*	at FLA
12/28	L	1-4	at BUF	4/3	L	2-3	at TB
12/29	W	4-2	ANA	4/6	L	1-4	ATL
12/31	L	2-5	PHI	4/7	W	5-4*	FLA

MAJOR TRADES

- 09/29/06** – Acquired forward Eric Belanger and defenseman Tim Gleason from LA in exchange for the rights to defenseman Jack Johnson and defenseman Oleg Tverdokvov.
- 01/08/07** – Acquired defenseman Dennis Seidenberg from PHX in exchange for forward Kevyn Adams.
- 02/09/07** – Acquired forward Josef Vasicek from NSH in exchange for forward Eric Belanger.
- 02/23/07** – Acquired forward Anson Carter from CBJ in exchange for a 2008 fifth-round draft pick.

FINAL STATISTICS (Hurricanes games only)

PLAYER	SCORING							
	GP	G	A	PTS	PIM	PP	SH	GW
RAY WHITNEY	81	32	51	83	46	6	0	6
ROD BRIND'AMOUR	78	26	56	82	46	9	2	5
ERIC STAAL	82	30	40	70	68	12	1	1
JUSTIN WILLIAMS	82	33	34	67	73	12	2	8
ERIK COLE	71	29	32	61	76	9	0	4
SCOTT WALKER	81	21	30	51	45	6	0	6
MIKE COMMODORE	82	7	22	29	113	0	2	1
CORY STILLMAN	43	5	22	27	24	1	0	0
ANDREW LADD	65	11	10	21	46	2	0	3
ERIC BELANGER	56	8	12	20	14	3	0	1
CHAD LAROSE	80	6	12	18	10	0	2	0
DAVID TANABE	60	5	12	17	44	2	0	0
CRAIG ADAMS	82	7	7	14	54	0	1	1
ANDREW HUTCHINSON	41	3	11	14	30	2	0	0
ANTON BABCHUK	52	2	12	14	30	0	0	2
GLEN WESLEY	68	1	12	13	56	0	1	1
NICLAS WALLIN	67	2	8	10	48	0	0	0
BRET HEDICAN	50	0	10	10	36	0	0	0
JOSEF VASICEK	25	2	7	9	22	0	0	0
FRANTISEK KABERLE	27	2	6	8	20	1	0	1
TREVOR LETOWSKI	61	2	6	8	18	0	0	0
TIM GLEASON	57	2	4	6	57	1	0	0
DENNIS SEIDENBERG	20	1	5	6	2	0	0	0
KEVYN ADAMS	35	2	2	4	17	0	1	0
JOHN GRAHAME	28	0	3	3	2	0	0	0
RYAN BAYDA	9	1	1	2	2	0	0	0
KEITH AUCTION	8	0	1	1	0	0	0	0
ANSON CARTER	10	1	0	1	2	1	0	0
CAM WARD	60	0	1	1	6	0	0	0
DAVID GOVE	1	0	0	0	0	0	0	0

GOALTENDING

PLAYER	GP	MINS	GA	GAA	SO	W-L-OT
JOHN GRAHAME	28	1515	72	2.85	0	10-13-2
CAM WARD	60	3422	167	2.93	2	30-21-6

SEASON HIGHLIGHTS

- The Hurricanes open the season against their 2006 Eastern Conference Finals opponent, Buffalo, and raise their 2006 Stanley Cup Champions banner to the RBC Center's rafters in front of an overflow crowd of 18,840 – October 4, 2006.
- Hurricanes goaltender Cam Ward records his first NHL regular-season shutout as Carolina scores a 5-0 win vs. Washington – November 9, 2006.
- Hurricanes forwards Eric Staal and Justin Williams represent the Eastern Conference at the NHL All-Star Game in Dallas, each notching a goal. It marks the first time since 1999 that two members of the Hurricanes have gone to an All-Star Game – January 24, 2007.
- Ray Whitney sets a franchise record scoring three even-strength goals in a 1:40 span in the second period of Carolina's 5-2 win at Boston. The feat marks the fastest three even-strength goals in the NHL since Bill Mosienko scored three times in :21 in his Blackhawks' 7-6 win at NY Rangers, March 23, 1952 – February 8, 2007.
- Hurricanes establish a new single-season attendance record of more than 650,000 fans when they host an overflow crowd of 18,763 against San Jose. Carolina finishes the season having hosted 712,861 fans in its 41 home games, an average of 17,387 fans per game and 93.3% of the RBC Center's capacity – March 24, 2007.
- Rod Brind'Amour wins the Frank J. Selke Trophy at the NHL Awards in Toronto – June 14, 2007.

CLOSING GAME ROSTER vs. *Buffalo Sabres (home 4/18/06)*

2 Glen Wesley	D	12 Eric Staal	C	24 Andrew Hutchinson (scratch)	D	59 Chad LaRose	RW
4 Aaron Ward	D	13 Ray Whitney (injured)	LW	26 Erik Cole (injured)	LW	61 Cory Stillman	LW
5 Frantisek Kaberle	D	14 Kevyn Adams	C	27 Craig Adams	RW	63 Josef Vasicek	C
6 Bret Hedican	D	16 Andrew Ladd (scratch)	LW	29 Martin Gerber	G	70 Oleg Tverdovsky	D
7 Niclas Wallin	D	17 Rod Brind'Amour	C	30 Cam Ward	G		
8 Matt Cullen	C	18 Mark Recchi	RW	39 Doug Weight	C		
11 Justin Williams	RW	22 Mike Commodore	D	48 Anton Babchuk (scratch)	D		

FINAL SOUTHEAST DIVISION STANDINGS

	GP	W	L	OT	GF	GA	PTS
CAROLINA*	82	52	22	8	294	260	112
TAMPA BAY	82	43	33	6	252	260	92
ATLANTA	82	41	33	8	281	275	90
FLORIDA	82	37	34	11	240	257	85
WASHINGTON	82	29	41	12	237	306	70

*Def. Montreal in Eastern Conference Quarterfinals, 4-2; Def. New Jersey in Eastern Conference Semifinals, 4-1; Def. Buffalo in Eastern Conference Finals, 4-3; Def. Edmonton in Stanley Cup Final 4-3.

COMPLETE RESULTS (*Overtime **Shootout)

DATE	W/L	SCORE	OPP.	DATE	W/L	SCORE	OPP.
10/5	L	2-5	at TB	1/10	W	3-2	DET
10/7	W	3-2**	PIT	1/13	W	5-4*	NSH
10/8	L	2-3	at NYI	1/15	W	4-2	STL
10/12	W	7-2	WSH	1/17	W	4-3**	at PHI
10/15	W	6-1	at NJ	1/19	W	4-3	NYI
10/20	OT	4-5*	at TOR	1/21	L	2-5	at WSH
10/22	W	4-0	at WSH	1/23	W	7-3	MTL
10/24	W	3-2	OTT	1/25	W	4-3**	at FLA
10/26	W	4-3*	BOS	1/26	W	5-1	at ATL
10/28	W	8-6	PHI	1/28	W	4-1	ATL
10/29	W	5-3	at PIT	1/31	W	8-2	at MTL
11/3	W	4-3	TOR	2/3	L	0-3	at NJ
11/5	W	2-0	FLA	2/5	W	4-3**	at BOS
11/9	W	5-3	at BUF	2/9	L	3-5	at TB
11/11	W	1-0	at FLA	2/10	L	3-4	PIT
11/12	L	0-9	ATL	2/12	W	4-3**	BUF
11/15	W	2-1	at OTT	3/1	W	4-3	BOS
11/17	W	5-1	NYR	3/3	W	5-2	FLA
11/19	L	3-4	at NYR	3/4	W	7-5	at PIT
11/20	L	2-5	TB	3/6	W	2-1	at NYR
11/22	L	3-5	OTT	3/8	OT	2-3**	at PHI
11/25	W	4-3**	TOR	3/10	L	3-5	at FLA
11/27	L	2-5	ATL	3/11	OT	3-4*	at FLA
11/29	W	4-3*	at ATL	3/14	W	5-3	NYR
12/2	OT	4-5**	at DAL	3/16	W	5-1	at MTL
12/3	L	4-8	at PHX	3/18	L	2-4	at BOS
12/6	W	6-2	at ANA	3/21	L	2-3	at TOR
12/8	W	3-2	at LA	3/22	W	4-3	at BUF
12/10	L	3-4	at SJ	3/25	L	1-3	WSH
12/13	W	5-3	CHI	3/27	W	2-1	TB
12/15	W	2-1	CBJ	3/29	L	1-5	WSH
12/17	W	4-1	NJ	3/31	W	3-2	FLA
12/20	W	6-4	TB	4/1	L	2-5	at ATL
12/23	W	4-3	FLA	4/3	W	6-5*	WSH
12/26	OT	4-5*	at TB	4/5	W	4-3**	at WSH
12/28	L	2-6	at OTT	4/7	W	4-3	at WSH
12/29	OT	3-4*	PHI	4/8	L	2-5	at ATL
12/31	W	5-3	MTL	4/11	OT	3-4*	NJ
1/4	W	4-3	ATL	4/14	W	5-4**	TB
1/6	W	4-1	NYI	4/15	OT	2-3*	at TB
1/7	W	3-0	at NYI	4/18	L	0-4	BUF

MAJOR TRADES

- 07/29/05** – Acquired defenseman Mike Commodore from CGY in exchange for a third-round pick in 2005.
- 01/20/06** – Acquired defenseman Anton Babchuk and a fourth-round pick in 2007 from CHI in exchange for defenseman Danny Richmond and a fourth-round pick in 2006.
- 01/30/06** – Acquired forward Doug Weight and defenseman Erkki Rajamaki from STL in exchange for forwards Jesse Boulerice, Mike Zigomanis and Magnus Kahnberg, CAR's first-round pick in 2006, TOR's fourth-round pick in 2006 and CHI's fourth-round pick in 2007.
- 03/09/06** – Acquired forward Mark Recchi from PIT in exchange for forwards Niklas Nordgren, Krystofer Kolanos and Carolina's second-round pick in 2007.

FINAL STATISTICS (*Hurricanes*)

PLAYER	GP	SCORING (*Rookies)						
		G	A	PTS	PIM	PP	SH	GW
ERIC STAAL	82	45	55	100	81	19	4	4
JUSTIN WILLIAMS	82	31	45	76	60	8	4	4
CORY STILLMAN	72	21	55	76	32	10	0	3
ROD BRIND'AMOUR	78	31	39	70	68	19	2	5
ERIK COLE	60	30	29	59	54	3	3	8
RAY WHITNEY	63	17	38	55	42	12	0	2
MATT CULLEN	78	25	24	49	40	8	0	5
FRANTISEK KABERLE	77	6	38	44	46	1	0	3
BRET HEDICAN	74	5	22	27	58	2	1	1
AARON WARD	71	6	19	25	62	0	0	1
KEVYN ADAMS	82	15	8	23	36	0	2	2
OLEG TVERDOVSKY	72	3	20	23	37	0	0	0
CRAIG ADAMS	67	10	11	21	51	1	1	2
DOUG WEIGHT	23	4	9	13	25	2	0	0
MIKE COMMODORE	72	3	10	13	138	0	0	2
CHAD LAROSE*	49	1	12	13	35	0	0	1
ANDREW LADD*	29	6	5	11	4	3	0	0
ANDREW HUTCHINSON*	36	3	8	11	18	2	0	0
GLEN WESLEY	64	2	8	10	46	0	0	0
JOSEF VASICEK	23	4	5	9	8	0	0	0
NICLAS WALLIN	50	4	4	8	42	0	0	0
MARK RECCHI	20	4	3	7	12	2	0	1
NIKLAS NORDGREN	43	4	2	6	30	0	0	0
ANTON BABCHUK*	22	3	2	5	6	2	0	0
RADIM VRBATA	16	2	3	5	6	1	0	0
CAM WARD*	28	0	2	2	0	0	0	0
MARTIN GERBER	60	0	2	2	4	0	0	0
MIKE ZIGOMANIS	21	1	0	1	4	0	0	0
DAVID GOVE	1	0	1	1	0	0	0	0
KEITH AUCOIN	7	0	1	1	4	0	0	0
DANNY RICHMOND	10	0	1	1	7	0	0	0
JESSE BOULERICE	26	0	0	0	51	0	0	0

GOALTENDING

PLAYER	GP	MINS	GA	GAA	SO	W-L-OT
MARTIN GERBER	60	3493	162	2.78	3	38-14-6
CAM WARD	28	1484	91	3.68	0	14-8-2

SEASON HIGHLIGHTS

- NHL Board of Governors ratifies new six-year Collective Bargaining Agreement with the NHL Players' Association – July 22, 2005.
- Carolina wins its ninth straight game, marking the second nine-game win streak of the season and in franchise history. Carolina becomes just the fifth team in NHL history to post two win streaks of nine games or more in a single season – January 19, 2006.
- Hurricanes win 8-2 at Montreal for their 13th win in January and become the seventh team in NHL history to win 13 games in a month – January 31, 2006.
- Hurricanes clinch their third Southeast Division title with a 3-2 win against Florida. Carolina would go on to a 55-22-8 record, finishing second in the Eastern Conference and setting franchise highs for wins and points (112) in a season – March 31, 2006.
- Cory Stillman scores 1:19 into overtime at Montreal to advance Carolina into the Eastern Conference Semifinals – May 2, 2006.
- Cam Ward earns his first NHL shutout as Carolina wins 6-0 in Game 1 of the Eastern Conference Semifinals. Hurricanes would go on to win series 4-1 – May 5, 2006.
- Carolina defeats Buffalo 4-2 in Game 7 of the Eastern Conference Finals to advance its second Stanley Cup Final – June 1, 2006.
- Justin Williams' empty-net goal with 1:01 remaining secures the Hurricanes' 3-1 win in Game 7 of the Stanley Cup Final against Edmonton and gives the franchise its first Stanley Cup championship – June 19, 2006.

2003-04 IN REVIEW

CLOSING GAME ROSTER vs. Florida Panthers (away 4/4/04)

1 Arturs Irbe G	15 Marty Murray C	25 Bruno St. Jacques D	62 Jaroslav Svoboda LW
2 Glen Wesley D	14 Kevyn Adams C	26 Erik Cole LW	63 Josef Vasicek C
4 Aaron Ward D	17 Rod Brind'Amour C	27 Craig Adams RW	80 Kevin Weekes G
6 Bret Hedican D	18 Mike Zigomanis C	36 Jesse Boulerice RW	92 Jeff O'Neill C
7 Niclas Wallin D	19 Radim Vrbata RW	38 Allan Rourke D	
11 Justin Williams RW	22 Sean Hill D	47 Brad Fast D	
12 Eric Staal C	23 Pavel Brendl RW	52 Damian Surma C	

FINAL SOUTHEAST DIVISION STANDINGS

	GP	W	L	T	OTL	GF	GA	PTS
TAMPA BAY	82	46	22	8	6	245	192	106
ATLANTA	82	33	37	8	4	214	243	78
CAROLINA*	82	28	34	14	6	172	209	76
FLORIDA	82	28	35	15	4	188	221	75
WASHINGTON	82	23	46	10	3	186	253	59

*Did not make playoffs.

COMPLETE RESULTS (*Overtime)

DATE	W/L	SCORE	OPP.	DATE	W/L	SCORE	OPP.
10/9	L	1-3	at FLA	1/9	L	1-4	at WSH
10/11	L	1-2	NJ	1/11	T	2-2*	OTT
10/13	T	2-2*	FLA	1/15	L	4-5	at TB
10/18	T	2-2*	at NYR	1/16	W	4-3	at ATL
10/22	T	1-1*	at PIT	1/18	L	2-5	ATL
10/23	W	2-0	at BOS	1/20	L	1-3	OTT
10/25	T	4-4*	at PHI	1/21	W	2-1	at NJ
10/28	W	3-0	SJ	1/23	L	2-3	NYI
10/30	L	1-4	at NYR	1/25	L	2-4	BUF
11/1	L	3-4	at TB	1/27	W	2-0	at TOR
11/2	L	1-2	TOR	1/29	L	3-5	WSH
11/6	W	6-3	NYR	1/31	T	4-4*	at DET
11/8	W	3-2*	LA	2/3	L	1-3	at COL
11/9	T	1-1*	TB	2/4	L	2-3	at ANA
11/12	L	1-7	at WSH	2/12	T	3-3*	WSH
11/13	W	5-1	ATL	2/14	L	1-4	at NJ
11/15	L	1-2	WSH	2/16	W	3-1	FLA
11/18	T	2-2*	PHI	2/19	OTL	1-2*	TOR
11/20	L	6-1	at OTT	2/21	T	3-3*	BOS
11/21	L	0-5	at BUF	2/23	W	2-1	at TOR
11/23	T	0-0*	TB	2/25	W	2-1	at WSH
11/26	W	2-0	at NYI	2/28	OTL	0-1	at MTL
11/28	L	2-4	at PHI	2/29	T	3-3	at MIN
11/29	W	4-3	PIT	3/2	L	0-3	CBJ
12/3	OTL	1-2*	NSH	3/5	W	3-2*	at ATL
12/5	T	1-1*	MTL	3/6	L	1-4	NJ
12/6	L	1-3	at MTL	3/8	W	4-1	at CBJ
12/9	W	3-2	at EDM	3/10	L	2-4	TB
12/11	L	1-0	at CGY	3/12	W	4-2	ATL
12/14	OTL	1-2*	at VAN	3/13	W	5-1	at TB
12/18	W	2-1*	PIT	3/15	OTL	0-1*	at ATL
12/20	W	2-1	at BOS	3/17	W	3-2	at CHI
12/22	L	1-3	DAL	3/19	OTL	3-4*	at PIT
12/26	L	1-3	at BUF	3/20	W	3-2*	at OTT
12/27	W	2-1*	MTL	3/23	L	2-4	PHI
12/29	W	2-1	BUF	3/25	W	3-2	FLA
12/31	L	1-3	ANA	3/27	W	3-2	at NYI
1/2	L	1-4	DET	3/29	L	1-3	at FLA
1/4	L	0-3	PHX	3/30	L	2-3	BOS
1/6	W	2-0	STL	4/2	L	4-6	NYI
1/8	W	3-2	NYR	4/4	T	6-6*	at FLA

MAJOR TRADES

- 01/20/04** – Acquired forward Justin Williams from PHI in exchange for defenseman Danny Markov.
- 02/20/04** – Acquired defenseman Chris Behan and WSH's third-round pick in 2004 from COL in exchange for defenseman Bob Boughner.
- 03/09/04** – Traded forward Ron Francis to TOR for a fourth-round draft pick in 2005.
- 06/16/04** – Traded goaltender Arturs Irbe to CBJ in exchange for future considerations.
- 06/18/04** – Acquired goaltender Martin Gerber from ANA in exchange for defenseman Tomas Malec and a third-round pick in the 2004 Entry Draft.

FINAL STATISTICS (Hurricanes games only)

PLAYER	SCORING (*Rookies)										
	GP	G	A	PTS	PIM	PP	SH	GW	GT		
JOSEF VASICEK	82	19	26	45	60	6	0	5	0		
ERIK COLE	80	18	24	42	93	2	2	3	1		
SEAN HILL	80	13	26	39	84	6	0	1	0		
ROD BRIND'AMOUR	78	12	26	38	28	1	0	1	0		
JEFF O'NEILL	67	14	20	34	60	7	0	4	0		
ERIC STAAL*	81	11	20	31	40	2	1	3	0		
RON FRANCIS	68	10	20	30	14	5	0	1	2		
RADIM VRBATA	80	12	13	25	24	4	0	2	0		
BRET HEDICAN	81	7	17	24	64	2	0	3	0		
KEVYN ADAMS	73	10	12	22	43	0	5	1	0		
JUSTIN WILLIAMS	35	5	13	18	32	1	0	0	0		
CRAIG ADAMS	80	7	10	17	69	0	1	0	0		
DANNY MARKOV	44	4	10	14	37	2	0	1	0		
MARTY MURRAY	66	5	7	12	8	0	0	0	1		
NICLAS WALLIN	57	3	7	10	51	0	0	0	1		
PAVEL BRENDL	18	5	3	8	8	1	0	1	1		
AARON WARD	49	3	5	8	37	2	0	0	0		
JESSE BOULERICE	76	6	1	7	127	0	0	0	1		
RYAN BAYDA*	44	3	3	6	22	0	0	1	0		
GLEN WESLEY	74	0	6	6	32	0	0	0	0		
BOB BOUGHNER	43	0	5	5	80	0	0	0	0		
JAROSLAV SVOBODA	33	3	1	4	6	0	0	1	0		
ALLAN ROURKE*	25	1	2	3	22	0	0	0	0		
MIKE ZIGOMANIS*	17	0	3	3	2	0	0	0	0		
BRUNO ST. JACQUES	35	0	2	2	31	0	0	0	0		
BRAD FAST*	1	1	0	1	0	0	0	0	1		
DAMIAN SURMA*	1	0	1	1	0	0	0	0	0		
JOEY TETARENKO	2	0	0	0	0	0	0	0	0		
BRETT LYSAK*	2	0	0	0	2	0	0	0	0		
TOMAS MALEC	2	0	0	0	2	0	0	0	0		
TOMAS KURKA*	3	0	0	0	0	0	0	0	0		
ARTURS IRBE	10	0	0	0	2	0	0	0	0		
JAMIE STORR	14	0	0	0	0	0	0	0	0		
KEVIN WEEKES	66	0	0	0	6	0	0	0	0		

GOALTENDING

PLAYER	GP	MINS	GA	GAA	SO	W-L-T
KEVIN WEEKES	51	3765	146	2.33	6	23-30-11
ARTURS IRBE	10	564	23	2.45	0	5-2-1
JAMIE STORR	14	660	32	2.91	0	0-8-2

SEASON HIGHLIGHTS

- The Hurricanes name Peter Laviolette as the franchise's 11th head coach. Kevin McCarthy is retained as an assistant coach and former Carolina player Jeff Daniels is also named an assistant coach. Paul Maurice, Randy Ladouceur and Don Edwards are relieved of their coaching duties – December 15, 2003.
- Kevyn Adams breaks the franchise record for shorthanded goals in a season (5) – March 5, 2004.
- The Hurricanes host the NHL Entry Draft at the RBC Center, drawing 15,672 fans for day one—the largest draft crowd in over a decade. Carolina trades the eighth overall pick and a second-round pick for the fourth overall selection, taking top-rated North American skater Andrew Ladd – June 26-27, 2004.
- NHL Commissioner Gary Bettman confirms that NHL teams will not play until the Collective Bargaining Agreement is replaced, delaying the 2004-05 season (officially canceled on February 16, 2005) – September 15, 2004.

CLOSING GAME ROSTER vs. NY Islanders (home 4/6/03)

1 Arturs Irbe	G	17 Rod Brind'Amour	C	30 Patrick DesRochers	G	62 Jaroslav Svoboda	LW
4 Aaron Ward	D	19 Radim Vrbata	RW	36 Jesse Boulerice	RW	63 Josef Vasicek	C
6 Bret Hedican	D	20 Jan Hlavac	LW	37 Tomas Kurka	LW	71 Tomas Malec	D
7 Niclas Wallin	D	21 David Tanabe	D	39 Brad DeFauw	LW	80 Kevin Weekes	G
10 Ron Francis	C	22 Sean Hill	D	42 Jeff Heerema	RW	92 Jeff O'Neill	C
11 Jeff Daniels	LW	25 Bruno St. Jacques	D	46 Mike Zigomanis	C		
12 Craig MacDonald	C	26 Erik Cole	LW	47 Ryan Bayda	LW		
14 Kevyn Adams	C	27 Craig Adams	RW	55 Pavel Brendl	RW		

FINAL SOUTHEAST DIVISION STANDINGS

	GP	W	L	T	OTL	GF	GA	PTS
TAMPA BAY	82	36	25	16	5	219	210	93
WASHINGTON	82	39	29	8	6	224	220	92
ATLANTA	82	31	39	7	5	226	284	74
FLORIDA	82	24	36	13	9	176	237	70
CAROLINA*	82	22	43	11	6	171	240	61

*Did not make playoffs.

COMPLETE RESULTS (*Overtime)

DATE	W/L	SCORE	OPP.	DATE	W/L	SCORE	OPP.
10/9	L	1-4	NYR	1/8	L	1-5	at NYR
10/11	W	5-3	ATL	1/10	L	1-4	WSH
10/12	L	1-5	at TB	1/12	OTL	2-3*	COL
10/15	OTL	1-2*	at STL	1/15	L	0-2	PIT
10/17	L	1-2	WSH	1/17	L	1-2	NJ
10/19	W	3-1	NJ	1/18	L	2-5	at NJ
10/22	W	4-1	at NYI	1/20	L	3-5	STL
10/23	L	1-4	at OTT	1/22	L	3-5	at WSH
10/26	T	3-3*	CHI	1/24	W	3-1	FLA
10/29	W	2-1	at NJ	1/25	OTL	2-3*	at FLA
10/30	W	4-2	NYI	1/29	L	2-3	TOR
11/1	T	2-2*	MTL	1/30	L	1-3	at TB
11/5	OTL	1-2*	PHI	2/5	L	2-6	at SJ
11/7	W	2-0	BUF	2/7	L	2-8	at LA
11/9	W	3-2	PIT	2/9	L	1-2	at COL
11/12	W	3-2	PHX	2/11	OTL	1-2*	at DAL
11/15	T	1-1*	PHI	2/14	W	3-1	WSH
11/17	OTL	1-2*	TB	2/15	T	2-2*	at PHI
11/19	T	4-4*	OTT	2/18	L	3-4	at TOR
11/21	L	1-3	at BOS	2/19	T	1-1*	BOS
11/23	W	7-3	at MTL	2/21	T	2-2*	TB
11/25	L	1-3	at NYR	2/23	L	0-4	ANA
11/27	L	2-3	VAN	2/26	L	2-4	at PHX
11/29	W	6-4	DET	3/1	L	1-4	at TOR
11/30	W	4-2	at CBJ	3/2	L	0-2	at WSH
12/3	W	2-1	at NSH	3/4	L	2-4	BOS
12/4	L	2-4	at FLA	3/6	W	4-0	at PIT
12/6	L	0-2	FLA	3/7	W	1-0	MIN
12/7	L	2-5	at OTT	3/10	W	6-5	CBJ
12/11	L	1-4	at EDM	3/12	W	3-2*	at BUF
12/12	W	4-3	at CGY	3/13	L	3-5	at PHI
12/15	L	1-2	at MIN	3/15	T	0-0*	LA
12/18	T	1-1*	TB	3/18	L	5-6	OTT
12/20	W	3-2*	at ATL	3/22	L	3-5	at MTL
12/22	W	1-0	DAL	3/25	T	3-3*	TOR
12/27	L	3-5	ATL	3/26	L	1-5	at ATL
12/28	L	0-3	at NYI	3/29	L	1-3	BUF
12/31	L	0-2	NYR	3/31	L	0-4	MTL
1/3	L	3-6	at BUF	4/2	L	2-3	at PIT
1/4	W	4-2	at BOS	4/4	L	1-4	at FLA
1/7	T	3-3*	at ATL	4/6	L	1-2	NYI

MAJOR TRADES

11/01/02 – Acquired forwards Jan Hlavac and Harold Druken from VAN in exchange for forward Darren Langdon and defenseman Marek Malik.

02/07/03 – Acquired forward Pavel Brendl and defenseman Bruno St. Jacques from PHI in exchange for forward Sami Kapanen and defenseman Ryan Bast.

03/09/03 – Acquired a second-round pick in 2004 from TOR in exchange for defenseman Glen Wesley.

03/11/03 – Acquired forward Radim Vrbata from COL in exchange for forward Bates Battaglia.

FINAL STATISTICS (Hurricanes games only)

PLAYER	SCORING (*Rookies)									
	GP	G	A	PTS	PIM	PP	SH	GW	GT	
JEFF O'NEILL	82	30	31	61	38	11	0	7	2	
RON FRANCIS	82	22	35	57	30	8	1	1	0	
ROD BRIND'AMOUR	48	14	23	37	37	7	1	0	0	
SEAN HILL	82	5	24	29	141	1	0	0	0	
ERIK COLE	53	14	13	27	72	6	2	3	0	
JAN HLAVAC	52	9	15	24	22	6	0	1	1	
JOSEF VASICEK	57	10	10	20	33	4	0	1	0	
BATES BATTAGLIA	70	5	14	19	90	0	1	1	0	
KEVYN ADAMS	77	9	9	18	57	0	0	0	0	
SAMI KAPANEN	43	6	12	18	12	3	0	1	1	
CRAIG ADAMS	81	6	12	18	71	1	0	1	0	
BRET HEDICAN	72	3	14	17	75	1	0	1	0	
RYAN BAYDA*	25	4	10	14	16	0	0	1	0	
JAROSLAV SVOBODA*	48	3	11	14	32	1	0	0	0	
DAVID TANABE	68	3	10	13	24	2	0	0	0	
NICLAS WALLIN	77	2	8	10	71	0	0	2	0	
AARON WARD	77	3	6	9	90	0	0	1	0	
GLEN WESLEY	63	1	7	8	40	1	0	0	0	
BRUNO ST. JACQUES*	18	2	5	7	12	0	0	0	0	
RADIM VRBATA	10	5	0	5	2	3	0	0	0	
TOMAS KURKA*	14	3	2	5	2	0	0	0	0	
CRAIG MACDONALD	35	1	3	4	20	0	0	0	0	
JEFF DANIELS	59	0	4	4	8	0	0	0	0	
BRAD DEFAUW*	9	3	0	3	2	1	0	1	0	
JEFF HEEREMA*	10	3	0	3	2	1	0	0	0	
MIKE ZIGOMANIS*	19	2	1	3	0	1	1	0	0	
JESSE BOULERICE*	48	2	1	3	108	0	0	0	1	
TOMAS MALEC*	41	0	2	2	43	0	0	0	0	
MAREK MALIK	10	0	2	2	16	0	0	0	0	
DAMIAN SURMA*	1	1	0	1	0	0	0	0	0	
PAVEL BRENDL*	8	0	1	1	2	0	0	0	0	
HAROLD DRUKEN	14	0	1	1	2	0	0	0	0	
DARREN LANGDON	9	0	0	0	16	0	0	0	0	
TOMMY WESTLUND	3	0	0	0	0	0	0	0	0	
MIKE WATT	5	0	0	0	0	0	0	0	0	
STEVE HALKO	6	0	0	0	0	0	0	0	0	
PATRICK DESROCHERS*	2	0	0	0	0	0	0	0	0	
ARTURS IRBE	34	0	0	0	4	0	0	0	0	
KEVIN WEEKES	51	0	0	0	2	0	0	0	0	

GOALTENDING

PLAYER	GP	MINS	GA	GAA	SO	W-L-T
KEVIN WEEKES	51	2965	126	2.55	5	14-24-9
ARTURS IRBE	34	1884	100	3.18	0	7-24-2
PATRICK DESROCHERS*	2	122	7	3.44	0	1-1-0

SEASON HIGHLIGHTS

- A 20-year agreement with RBC Centura is announced to rename the Entertainment & Sports Arena as the RBC Center – September 19, 2002.

- Ron Francis plays in his 1,616th career NHL game, a 5-2 loss at New Jersey, moving past Larry Murphy (1,615) and into sole possession of third place on the NHL's all-time games played list – January 18, 2003.

- Damian Surma scores his first career NHL goal in his first game, becoming the fifth Hurricane to accomplish that feat during the 2002-03 season (Jeff Heerema, Tomas Kurka, Mike Zigomanis, Brad DeFauw). Surma was the eighth and final Hurricane to score his first NHL goal during the season – March 18, 2003.

- The Hurricanes set a new single-season attendance record, breaking the franchise mark set the previous season. In total, 642,973 fans attend games at the RBC Center during the 2002-03 hockey season. – April 6, 2003.

2001-02 IN REVIEW

CLOSING GAME ROSTER vs. Atlanta Thrashers (away 4/14/02)

1 Arturs Irbe	G	11 Jeff Daniels	LW	22 Sean Hill	D	62 Jaroslav Svoboda	LW
2 Glen Wesley	D	12 Craig MacDonald	C	23 Martin Gelinas	LW	63 Josef Vasicek	C
4 Aaron Ward	D	13 Bates Battaglia	LW	24 Sami Kapanen	RW	80 Kevin Weekes	G
5 Marek Malik	D	14 Kevyn Adams	C	26 Erik Cole	LW	92 Jeff O'Neill	C
6 Bret Hedican	D	16 Tommy Westlund	RW	27 Craig Adams	RW		
7 Niclas Wallin	D	17 Rod Brind'Amour	C	45 David Tanabe	D		
10 Ron Francis	C	20 Darren Langdon	LW	48 Nikos Tselios	D		

FINAL SOUTHEAST DIVISION STANDINGS

	GP	W	L	T	OTL	GF	GA	PTS
CAROLINA*	82	35	26	16	5	217	217	91
WASHINGTON	82	36	33	11	2	228	240	85
TAMPA BAY	82	27	40	11	4	178	219	69
FLORIDA	82	22	44	10	6	180	250	60
ATLANTA	82	19	47	11	5	187	288	54

*Def. NJ in Eastern Quarterfinals 4-2; Def. MTL in Eastern Semifinals, 4-2; Def. TOR in Eastern Finals, 4-2; Lost to DET in Stanley Cup Finals, 4-1.

COMPLETE RESULTS (*Overtime **Shootout)

DATE	W/L	SCORE	OPP.	DATE	W/L	SCORE	OPP.
10/5	W	3-1	NYR	12/30	T	5-5*	WSH
10/7	W	3-0	DAL	12/31	W	5-4	BUF
10/9	L	2-6	OTT	1/2	L	3-6	BOS
10/11	L	2-3	TOR	1/5	L	1-2	NJ
10/13	W	5-2	at ATL	1/6	L	3-4	PHI
10/17	L	0-4	NYI	1/10	W	4-1	at EDM
10/18	OTL	1-2*	at NYI	1/12	L	1-7	at VAN
10/20	W	2-1*	ATL	1/15	W	2-0	MIN
10/23	L	1-5	at COL	1/17	T	1-1*	MTL
10/24	W	7-3	at MIN	1/19	T	3-1*	at NJ
10/26	OTL	2-3*	NYI	1/21	L	5-7	VAN
10/28	W	3-2*	LA	1/23	T	2-2*	NSH
10/30	L	2-5	DET	1/25	T	1-1*	FLA
11/1	L	3-4	at STL	1/27	L	2-4	at PHI
11/2	W	3-2	NYR	1/29	T	2-2*	BUF
11/4	W	1-0*	PHX	1/30	W	3-1	at TB
11/6	T	2-2*	PIT	2/5	T	3-3*	PIT
11/8	W	3-2	at WSH	2/7	L	1-2	at LA
11/9	W	3-2	SJ	2/8	W	4-1	at ANA
11/11	T	1-1*	EDM	2/10	L	0-4	at SJ
11/13	L	3-4	at DET	2/26	L	1-4	at TOR
11/15	T	1-1*	at OTT	2/28	W	6-2	at BOS
11/17	L	0-2	at TB	3/2	W	4-3	at MTL
11/19	W	5-2	CBJ	3/5	W	2-1*	at CHI
11/21	T	4-4*	at DAL	3/7	W	3-1	at PIT
11/25	L	0-4	TB	3/8	T	2-2*	WSH
11/27	W	5-2	at TOR	3/11	T	3-3*	CGY
11/29	L	0-5	at NYR	3/16	L	2-3	at MTL
11/30	L	2-6	at WSH	3/18	T	1-1*	MTL
12/2	OTL	3-4*	WSH	3/21	W	3-2	FLA
12/4	L	2-4	BUF	3/23	W	4-2	at NJ
12/8	W	3-2	at FLA	3/26	L	2-3	BOS
12/10	W	4-3*	at NYR	3/28	W	4-1	PHI
12/12	W	4-1	FLA	3/30	W	2-0	at BOS
12/14	OTL	2-3*	at BUF	4/2	L	3-4	at OTT
12/16	W	7-0	at PIT	4/3	L	2-3	NJ
12/18	L	1-5	OTT	4/7	T	1-1*	ATL
12/21	W	5-4*	ATL	4/8	W	2-1	at NYI
12/21	OTL	3-4*	at PHI	4/10	W	4-2	TB
12/26	W	4-3	TOR	4/12	W	3-1	at FLA
12/27	W	3-2	at TB	4/14	T	2-2*	at ATL

MAJOR TRADES

12/05/01 – Acquired defenseman Sean Hill from STL in exchange for defenseman Steve Halko and a 2002 fourth-round pick (Later traded to ATL, Lane Manson).

01/16/02 – Acquired forward Kevyn Adams and defensemen Bret Hedican and Tomas Malec from FLA in exchange for defenseman Sandis Ozolinsh and forward Byron Ritchie.

03/05/02 – Acquired goaltender Kevin Weekes from TB in exchange for forwards Shane Willis and Chris Dingman.

FINAL STATISTICS (Hurricanes games only)

PLAYER	GP	SCORING (*Rookies)							PIM	PP	SH	GW	GT
		G	A	PTS	G	A	PTS	G					
RON FRANCIS	80	27	50	77	18	14	0	5	2				
SAMI KAPANEN	77	27	42	69	23	11	0	4	1				
JEFF O'NEILL	76	31	33	64	63	11	0	6	1				
ROD BRIND'AMOUR	81	23	32	55	40	5	2	5	1				
BATES BATTAGLIA	82	21	25	46	44	5	1	2	3				
ERIK COLE*	81	16	24	40	35	3	0	2	0				
JOSEF VASICEK	78	14	17	31	53	3	0	3	0				
SEAN HILL	49	7	23	30	61	4	0	2	0				
MARTIN GELINAS	72	13	16	29	30	3	0	1	1				
MAREK MALIK	82	4	19	23	88	0	0	0	0				
SANDIS OZOLINSH	46	4	19	23	34	1	0	0	0				
GLEN WESLEY	77	5	13	18	56	1	0	0	1				
SHANE WILLIS	59	7	10	17	24	2	0	0	1				
DAVID TANABE	78	1	15	16	35	0	0	0	0				
AARON WARD	79	3	11	14	74	0	0	2	1				
BRET HEDICAN	26	2	4	6	10	0	0	1	0				
JEFF DANIELS	65	4	1	5	12	0	1	0	0				
KEVYN ADAMS	33	2	3	5	15	0	0	1	0				
JAROSLAV SVOBODA*	10	2	2	4	2	0	0	0	0				
DARREN LANGDON	58	2	1	3	106	0	0	1	0				
NICLAS WALLIN	52	1	2	3	36	0	0	0	0				
CRAIG MACDONALD	12	1	1	2	0	0	0	0	0				
TOMMY WESTLUND	40	0	2	2	6	0	0	0	0				
CRAIG ADAMS	33	0	1	1	38	0	0	0	0				
CHRIS DINGMAN	30	0	1	1	77	0	0	0	0				
STEVEN HALKO	5	0	1	1	6	0	0	0	0				
JOSH HOLDEN	8	0	0	0	2	0	0	0	0				
BYRON RITCHIE*	4	0	0	0	2	0	0	0	0				
NIKOS TSELIOS*	2	0	0	0	6	0	0	0	0				

GOALTENDING

PLAYER	GP	MINS	GA	GAA	SO	W-L-T
KEVIN WEEKES	2	120	3	1.50	0	2-0-0
ARTURS IRBE	51	2974	126	2.54	3	20-19-11
TOM BARRASSO	34	1908	83	2.61	2	13-12-5

SEASON HIGHLIGHTS

- Ron Francis, playing in his 1,000th career game with the franchise, beats Byron Dafoe of the Boston Bruins for his 500th career NHL goal – January 2, 2002.
- Ron Francis assists on Jeff O'Neill's goal at Philadelphia to pass Ray Bourque for second on the NHL's all-time assist list – January 27, 2002.
- The Hurricanes set a new single-season attendance record, breaking the franchise mark set in 1987-88. In all, 635,868 fans attend games during the 2001-02 regular season – April 3, 2002.
- The Hurricanes defeat the Tampa Bay Lightning 4-2 at the Entertainment & Sports Arena to clinch their second Southeast Division title in four years – April 10, 2002.
- Kevin Weekes shuts out New Jersey 1-0 in Game 6 of the Eastern Conference Quarterfinals at the Continental Airlines Arena as Carolina clinches the franchise's first playoff series win since 1986 and first best-of-7 series win – April 27, 2002.
- Martin Gelinas scores at 8:05 of overtime to give the Hurricanes a 2-1 victory against Toronto in Game 6 of the Eastern Conference Finals at Air Canada Centre. With the win, Carolina clinches the first Conference championship in franchise history and earns its first trip to the Stanley Cup Finals – May 28, 2002.
- The Hurricanes host Game 3 of the Stanley Cup Finals against Detroit, marking the first Stanley Cup finals game in Raleigh. The game goes into triple-overtime before the Red Wings' Igor Larionov scores at the 54:47 mark of overtime – June 8-9, 2002.

CLOSING GAME ROSTER vs. Pittsburgh Penguins (home 4/8/01)

1 Arturs Irbe	G	11 Jeff Daniels	LW	23 Martin Gelinas	LW	45 David Tanabe	D
2 Glen Wesley	D	13 Bates Battaglia	LW	24 Sami Kapanen	RW	63 Josef Vasicek	C
4 Kevin Hatcher	D	14 Steve Halko	D	25 Shane Willis	RW	92 Jeff O'Neill	C
5 Marek Malik	D	16 Tommy Westlund	RW	27 Craig Adams	RW		
7 Niclas Wallin	D	17 Rod Brind'Amour	C	31 Tyler Moss	G		
8 Sandis Ozolinsh	D	19 Rob DiMaio	RW	33 Dave Karpa	D		
10 Ron Francis	C	20 Darren Langdon	LW	38 Scott Pellerin	LW		

FINAL SOUTHEAST DIVISION STANDINGS

	GP	W	L	T	OTL	GF	GA	PTS
WASHINGTON	82	41	27	10	4	233	211	96
CAROLINA*	82	38	32	9	3	212	225	88
FLORIDA	82	22	38	13	9	200	246	66
ATLANTA	82	23	45	12	2	211	289	60
TAMPA BAY	82	24	47	6	5	201	280	59

*Lost to NJ in Eastern Conference Quarterfinals 4-2.

COMPLETE RESULTS (*Overtime)

DATE	W/L	SCORE	OPP.	DATE	W/L	SCORE	OPP.
10/7	T	3-3*	WSH	1/14	W	4-0	ANA
10/10	W	5-2	DAL	1/16	W	3-2*	at MTL
10/13	T	2-2*	at FLA	1/18	W	4-2	BOS
10/14	L	1-2	at NSH	1/20	L	3-6	LA
10/18	W	3-2	at PIT	1/22	L	2-5	NYR
10/21	L	2-5	at MTL	1/24	W	3-2	at NYR
10/24	L	2-3	SJ	1/27	L	3-4	PHI
10/25	L	1-4	at BUF	1/29	W	5-2	TB
10/27	T	3-3*	NJ	1/31	L	3-4	TOR
10/29	L	1-4	STL	2/1	W	3-1	at ATL
10/31	W	6-5*	TB	2/7	W	2-1*	at PHX
11/3	L	3-5	at COL	2/8	L	2-4	at LA
11/4	L	1-4	at SJ	2/11	T	2-2*	at ANA
11/8	L	0-5	at TOR	2/14	OTL	3-4*	at DET
11/10	W	3-1	TOR	2/16	L	0-2	PHX
11/12	W	4-0	OTT	2/18	W	5-4	BOS
11/15	L	1-4	FLA	2/19	L	0-4	at PHI
11/16	W	1-0	at OTT	2/21	W	6-3	ATL
11/18	OTL	2-3*	at NJ	2/23	W	3-2	NJ
11/22	W	3-1	at PIT	2/24	L	1-2	WSH
11/24	W	3-1	at BOS	2/27	T	1-1*	at ATL
11/26	L	4-7	NSH	3/1	W	3-1	at NYI
11/29	W	2-1*	at FLA	3/2	L	7-3	at NJ
11/30	W	2-0	PHI	3/4	W	6-3	at CHI
12/3	L	0-2	OTT	3/7	W	2-1	CBJ
12/6	W	5-3	at ATL	3/8	L	1-0	at TB
12/9	L	2-7	at CGY	3/11	L	3-2	EDM
12/13	T	1-1*	at MIN	3/14	L	3-6	MTL
12/15	W	5-3	BUF	3/15	W	3-0	at WSH
12/16	L	1-4	at BOS	3/18	W	2-1	NYI
12/19	L	1-2	at NYI	3/21	W	1-0	BUF
12/23	OTL	1-2*	at PHI	3/23	W	5-3	PIT
12/26	L	2-3	at TB	3/24	L	1-3	at BUF
12/27	W	4-3	NYR	3/26	L	2-4	MTL
12/29	L	1-3	at CBJ	3/28	L	0-7	at WSH
12/31	W	2-1	CHI	3/30	W	4-3*	WSH
1/3	W	3-2	TB	4/1	W	3-2*	at OTT
1/6	T	2-2*	COL	4/3	T	2-2*	at STL
1/7	W	5-2	NYI	4/4	W	3-1	at NYR
1/9	W	7-3	FLA	4/6	W	3-2	ATL
1/12	T	2-2*	at FLA	4/8	L	4-6	PIT

MAJOR TRADES

06/24/00 – Acquired defenseman Sandis Ozolinsh and a second-round pick in 2000 (Tomas Kurka) from COL in exchange for Nolan Pratt, a first-round pick (Vaclav Nedorost) and two second-round picks (Jared Aulin, Argis Saviels) in 2000.

08/04/00 – Acquired forwards Rob DiMaio and Darren Langdon from the NYR in exchange for forward Sandy McCarthy and a fourth-round draft pick in 2001.

03/01/01 – Acquired forward Scott Pellerin from MIN for a third-round pick in the 2001 Entry Draft, the rights to forward Ashkat Rakhmatullin and future considerations.

FINAL STATISTICS (Hurricanes games only)

PLAYER	GP	SCORING (*Rookies)			PIM	PP	SH	GW	GT
		G	A	PTS					
JEFF O'NEILL	82	41	26	67	106	17	0	5	2
RON FRANCIS	82	15	50	65	32	7	0	4	0
SAMI KAPANEN	82	20	37	57	24	7	0	4	0
ROD BRIND'AMOUR	79	20	36	56	47	5	1	5	0
MARTIN GELINAS	79	23	29	52	59	6	1	4	0
SHANE WILLIS*	73	20	24	44	45	9	0	6	0
SANDIS OZOLINSH	72	12	32	44	71	4	2	2	0
DAVID TANABE	74	7	22	29	42	5	0	1	0
BATES BATTAGLIA	80	12	15	27	76	2	0	3	0
ROB DIMAIO	74	6	18	24	54	0	2	1	0
JOSEF VASICEK*	76	8	13	21	53	1	0	0	0
GLEN WESLEY	71	5	16	21	42	3	0	0	0
MAREK MALIK	61	6	14	20	34	1	0	1	0
KEVIN HATCHER	57	4	14	18	38	3	0	1	0
DAVID KARPA	80	4	6	10	159	2	0	0	0
TOMMY WESTLUND	79	5	3	8	23	0	0	1	0
NICLAS WALLIN*	37	2	3	5	21	0	0	0	0
SCOTT PELLERIN	19	0	5	5	6	0	0	0	0
JEFF DANIELS	67	1	1	2	15	0	0	0	0
DARREN LANGDON	54	0	2	2	94	0	0	0	0
CRAIG ADAMS*	44	1	0	1	20	0	0	0	0
STEVE HALKO	48	0	1	1	6	0	0	0	0
MIKE RUCINSKI*	2	0	0	0	0	0	0	0	0
GREG KOEHLER*	1	0	0	0	0	0	0	0	0
GREG KUZNIK*	1	0	0	0	0	0	0	0	0

GOALTENDING

PLAYER	GP	MINS	GA	GAA	SO	W-L-T
ARTURS IRBE	77	4406	180	2.45	6	37-29-9
TYLER MOSS	12	557	37	3.99	0	1-6-0

SEASON HIGHLIGHTS

- The Hurricanes acquire defenseman Sandis Ozolinsh and a second-round pick (Tomas Kurka) in 2000 from Colorado in exchange for Nolan Pratt, a first-round pick (Vaclav Nedorost), and two second-round picks (Jared Aulin, Argis Saviels) in 2000 – June 24, 2000.
- The Hurricanes agree to a multi-year affiliation with the Lowell Lock Monsters of the American Hockey League (AHL) – December 18, 2000.
- Defenseman Sandis Ozolinsh becomes the first Carolina Hurricane to start in an NHL All-Star Game – February 4, 2001.
- Ron Francis earns an assist against Atlanta to become to first player to total 1,000 points with the franchise – March 14, 2001.
- Jeff O'Neill becomes the first franchise player to score 40 goals in a season since Brendan Shanahan in 1995-96 – April 4, 2001.
- The Hurricanes defeat Atlanta 3-2 in Raleigh to clinch their second trip to the playoffs in three years – April 6, 2001.

1999-00 IN REVIEW

CLOSING GAME ROSTER vs. Atlanta Thrashers (home 4/9/00)

1 Arturs Irbe	G	14 Steve Halko	D	23 Martin Gelinas	LW	51 Andrei Kovalenko	RW
2 Glen Wesley	D	16 Tommy Westlund	RW	24 Sami Kapanen	RW	77 Paul Coffey	D
4 Nolan Pratt	D	17 Jeff Daniels	LW	27 Rod Brind'Amour	C	92 Jeff O'Neill	C
5 Marek Malik	D	18 Robert Kron	RW	28 Paul Ranheim	LW		
7 Curtis Leschyshyn	D	20 Sandy McCarthy	LW	30 Mark Fitzpatrick	G		
10 Gary Roberts	LW	21 Ron Francis	C	33 Dave Karpa	D		
13 Bates Battaglia	LW	22 Sean Hill	D	45 David Tanabe	D		

FINAL SOUTHEAST DIVISION STANDINGS

	GP	W	L	T	OTL	GF	GA	PTS
WASHINGTON	82	44	26	12	2	227	194	102
FLORIDA	82	43	33	6	6	244	209	98
CAROLINA*	82	37	35	10	0	217	216	84
TAMPA BAY	82	19	54	9	7	204	310	54
ATLANTA	82	14	61	7	4	170	313	39

*Did not make playoffs.

COMPLETE RESULTS (*Overtime)

DATE	W/L	SCORE	OPP.	DATE	W/L	SCORE	OPP.
10/2	W	3-1	at BOS	1/9	W	1-0	NYR
10/7	W	2-0	at PHI	1/11	L	3-4	PHI
10/8	L	1-3	at NYR	1/14	L	1-5	at FLA
10/11	T	3-3*	at CGY	1/17	L	2-5	at NJ
10/13	T	3-3*	at EDM	1/18	L	2-3	at NYR
10/15	W	4-1	at VAN	1/20	L	1-4	NYR
10/20	T	3-3*	at TOR	1/22	W	4-1	BUF
10/22	L	3-7	at BUF	1/24	W	3-2*	MTL
10/23	W	3-2	at PIT	1/27	L	2-4	PHX
10/29	L	2-4	at NJ	1/28	W	4-3*	NJ
10/30	W	4-0	at NYI	1/30	L	0-3	at MTL
11/3	L	0-6	at TOR	2/1	W	4-2	FLA
11/5	L	2-3	at DET	2/3	L	1-2	at WSH
11/7	W	3-2	at WSH	2/8	W	4-3	at NYI
11/10	L	0-2	at NYI	2/12	W	5-2	at TB
11/11	L	1-4	at PHI	2/14	W	5-2	at TOR
11/13	W	4-2	at TB	2/15	L	1-5	at OTT
11/17	W	2-1	at OTT	2/17	L	0-3	MTL
11/19	T	3-3*	at WSH	2/19	W	4-2	TB
11/20	W	1-0	at DAL	2/21	T	1-1*	WSH
11/22	L	1-2	at BOS	2/24	L	2-4	FLA
11/24	T	1-1*	at VAN	2/26	W	2-1*	at FLA
11/26	T	3-3*	at TB	3/1	L	5-7	at PHX
11/27	W	5-3	at PIT	3/2	W	5-2	at LA
11/30	W	4-3	at CGY	3/4	W	5-2	at SJ
12/2	T	2-2*	at TOR	3/8	W	4-1	CHI
12/4	L	1-3	at COL	3/10	L	3-5	BOS
12/7	W	4-2	at STL	3/12	W	5-1	ATL
12/8	L	1-2	at DAL	3/15	T	2-2*	EDM
12/10	L	2-3	at TB	3/17	L	2-4	at WSH
12/15	L	3-6	at PIT	3/18	L	2-3	at MTL
12/18	W	4-2	at ATL	3/21	W	5-0	at NJ
12/20	L	2-4	at COL	3/22	L	1-2	STL
12/22	L	1-4	at DET	3/26	W	4-1	NYI
12/23	L	3-4	at OTT	3/27	L	1-5	BUF
12/26	W	4-3*	at FLA	3/29	W	3-1	NSH
12/28	L	2-3	at NSH	3/31	W	3-1	at BUF
1/1	W	4-2	at ATL	4/2	W	1-0	PHI
1/4	L	1-2	at OTT	4/3	L	2-3	at PIT
1/6	W	7-3	at BOS	4/8	W	4-3	at ATL
1/7	T	4-4*	at ANA	4/9	W	2-1	ATL

MAJOR TRADES

01/23/00 – Acquired forward Rod Brind'Amour, goaltender Jean-Marc Pelletier, and a second-round pick in 2000 entry draft from PHI in exchange of forward Keith Primeau and a fifth-round pick in 2000.

03/14/00 – Acquired forward Sandy McCarthy from PHI in exchange for forward Kent Manderville.

FINAL STATISTICS (Hurricanes games only)

PLAYER	GP	SCORING (*Rookies)							PIM	PP	SH	GW	GT
		G	A	PTS	PIM	PP	SH	GW					
RON FRANCIS	78	23	50	73	18	7	0	4	0				
JEFF O'NEILL	80	25	38	63	72	4	0	7	0				
GARY ROBERTS	69	23	30	53	62	12	0	1	0				
SAMI KAPANEN	76	24	24	48	12	7	0	5	2				
SEAN HILL	62	13	31	44	59	8	0	2	0				
ROBERT KRON	81	13	27	40	8	2	1	3	1				
PAUL COFFEY	69	11	29	40	40	6	0	3	1				
ANDREI KOVALENKO	76	15	24	39	38	2	0	3	0				
BATES BATTAGLIA	77	16	18	34	39	3	0	3	0				
MARTIN GELINAS	81	14	16	30	40	3	0	0	0				
PAUL RANHEIM	79	9	13	22	6	0	0	2	0				
GLEN WESLEY	78	7	15	22	38	1	0	0	2				
ROD BRIND'AMOUR	33	4	10	14	22	0	1	1	0				
MAREK MALIK	57	4	10	14	63	0	0	1	0				
TOMMY WESTLUND*	81	4	8	12	19	0	1	0	0				
STEVEN HALKO	58	0	8	8	25	0	0	0	0				
JEFF DANIELS	69	3	4	7	10	0	0	0	1				
DAVE KARPA	27	1	4	5	52	0	0	0	0				
KENT MANDERVILLE	56	1	4	5	12	0	0	1	0				
DAVID TANABE*	31	4	0	4	14	3	0	0	0				
NOLAN PRATT	64	3	1	4	90	0	0	1	0				
BYRON RITCHIE*	26	0	2	2	17	0	0	0	0				
CURTIS LESCHYSHYN	53	0	2	2	14	0	0	0	0				
ARTURS IRBE	75	0	1	1	14	0	0	0	0				
SHANE WILLIS*	2	0	0	0	0	0	0	0	0				
MARK FITZPATRICK	3	0	0	0	0	0	0	0	0				
ERIC FICHAUD	9	0	0	0	2	0	0	0	0				
SANDY MCCARTHY	13	0	0	0	9	0	0	0	0				

GOALTENDING

PLAYER	GP	MINS	GA	GAA	SO	W-L-T
ARTURS IRBE	75	4345	175	2.42	5	34-28-9
ERIC FICHAUD	9	490	24	2.94	1	3-5-1
MARK FITZPATRICK	3	107	8	4.49	0	0-2-0

SEASON HIGHLIGHTS

- The Hurricanes host the New Jersey Devils in the inaugural game at the Entertainment & Sports Arena – October 29, 1999.
- Ron Francis becomes the sixth player in NHL history to eclipse 1,500 points – November 5, 1999.
- Carolina defeats the Washington Capitals, 3-2, to earn its first win at the Entertainment & Sports Arena – November 7, 1999.
- Paul Coffey becomes the first defenseman in league history to score 1,500 points. Coffey and Francis are the first pair of teammates in league history to reach the milestone in the same season – December 23, 1999.
- Competing in his first All-Star weekend, Sami Kapanen wins the fastest skater event during the FedEx/NHL Superskills contest with a time of 13.649 seconds – February 5, 2000.
- Head coach Paul Maurice becomes the franchise's all-time winningest coach with a 4-3 victory against the Atlanta Thrashers, surpassing Jack Evans' total of 163 – April 8, 2000.

CLOSING GAME ROSTER vs. Ottawa Senators (home 4/17/99)

1 Arturs Irbe	G	11 Kevin Dineen	RW	24 Sami Kapanen	RW	77 Paul Coffey	D
2 Glen Wesley	D	13 Bates Battaglia	LW	26 Ray Sheppard	RW	92 Jeff O'Neill	C
3 Steve Chiasson	D	18 Robert Kron	RW	28 Paul Ranheim	LW		
4 Nolan Pratt	D	20 Sandy McCarthy	LW	33 Dave Karpa	D		
5 Marek Malik	D	21 Ron Francis	C	44 Kent Manderville	C		
7 Curtis Leschyshyn	D	22 Sean Hill	D	51 Andrei Kovalenko	RW		
10 Gary Roberts	LW	23 Martin Gelinás	LW	55 Keith Primeau	C		

FINAL SOUTHEAST DIVISION STANDINGS

	GP	W	L	T	GF	GA	PTS
CAROLINA*	82	34	30	18	210	202	86
FLORIDA	82	30	34	18	210	228	78
WASHINGTON	82	31	45	6	200	218	68
TAMPA BAY	82	19	54	9	179	292	47

*Lost to BOS in Eastern Conference Quarterfinals 4-2.

FINAL STATISTICS (Hurricanes games only)

PLAYER	GP	SCORING (*Rookies)			PIM	PP	SH	GW	GT
		G	A	PTS					
KEITH PRIMEAU	78	30	32	62	75	9	1	5	1
SAMI KAPANEN	81	24	35	59	10	5	0	7	0
RAY SHEPPARD	74	25	33	58	16	5	0	4	1
RON FRANCIS	82	21	31	52	34	8	0	2	1
GARY ROBERTS	77	14	28	42	178	1	1	4	0
JEFF O'NEILL	75	16	15	31	66	4	0	2	0
MARTIN GELINAS	76	13	15	28	67	0	0	2	2
ROBERT KRON	75	9	16	25	10	3	1	2	0
GLEN WESLEY	74	7	17	24	44	0	0	2	1
NELSON EMERSON	35	8	13	21	36	3	0	0	1
PAUL RANHEIM	78	9	10	19	39	0	2	1	0
KEVIN DINEEN	67	8	10	18	97	0	0	1	0
BATES BATTAGLIA	60	7	11	18	22	0	0	0	2
KENT MANDERVILLE	81	5	11	16	38	0	0	0	0
NOLAN PRATT	61	1	14	15	95	0	0	1	0
ANDREI KOVALENKO	18	6	6	12	0	1	0	1	0
MAREK MALIK	52	2	9	11	36	1	0	0	0
PAUL COFFEY	44	2	8	10	28	1	0	0	0
SEAN HILL	54	0	10	10	48	0	0	0	0
CURTIS LESCHYSHYN	65	2	7	9	50	0	0	0	0
STEVE CHIASSON	28	1	8	9	16	1	0	0	0
ADAM BURT	51	0	3	3	46	0	0	0	0
STEVEN HALKO*	20	0	3	3	24	0	0	0	0
DAVE KARPA	33	0	2	2	55	0	0	0	0
MIKE RUCINSKI*	15	0	1	1	8	0	0	0	0
BYRON RITCHIE*	3	0	0	0	0	0	0	0	0
SHANE WILLIS*	7	0	0	0	0	0	0	0	0
CRAIG MACDONALD*	11	0	0	0	0	0	0	0	0
TREVOR KIDD	25	0	0	0	0	0	0	0	0
ARTURS IRBE	62	0	0	0	10	0	0	0	0

GOALTENDING

PLAYER	GP	MINS	GA	GAA	SO	W-L-T
ARTURS IRBE	62	3643	135	2.22	6	27-20-12
TREVOR KIDD	25	1358	61	2.70	2	7-10-6

SEASON HIGHLIGHTS

- Carolina signs franchise all-time leading scorer Ron Francis to a free agent contract – July 13, 1998.
- Carolina takes over Southeast Division lead. The Hurricanes would never surrender the lead, remaining in first place for 173 consecutive days – October 28, 1998.
- Goaltender Arturs Irbe named NHL Player of the Week and NHL Player of the Month for October – November 2, 1998.
- Arturs Irbe and Keith Primeau become the first Carolina Hurricanes to play in the NHL All-Star Game – January 24, 1999.
- Hurricanes clinch the Southeast Division title, marking the team's first division title since 1987 – April 9, 1999.

COMPLETE RESULTS (*Overtime)

DATE	W/L	SCORE	OPP.	DATE	W/L	SCORE	OPP.
10/10	T	4-4*	TB	1/14	W	3-2	FLA
10/13	L	2-3	at NSH	1/16	L	2-3*	WSH
10/15	T	2-2*	DAL	1/18	W	4-2	TOR
10/17	T	1-1*	PHI	1/21	L	1-4	at DET
10/20	W	3-1	VAN	1/26	W	5-3	at PIT
10/24	W	3-1	at OTT	1/28	W	3-2*	NYR
10/25	L	2-3	LA	1/30	W	3-1	at MTL
10/28	W	2-0	CHI	1/31	T	0-0*	at BOS
10/30	L	0-1	at NYR	2/3	L	1-4	NJ
10/31	W	2-0	at BOS	2/5	L	1-4	at WSH
11/2	L	2-3	COL	2/6	T	3-3*	FLA
11/5	W	6-3	at NYI	2/10	W	6-5	at TOR
11/6	W	3-2	at WSH	2/12	W	3-1	at NYR
11/8	L	2-5	BOS	2/13	L	4-6	at NJ
11/11	L	4-5*	at ANA	2/15	L	2-3	at BUF
11/12	L	0-3	at SJ	2/18	T	2-2*	WSH
11/14	W	5-3	at LA	2/20	W	3-2	at TB
11/17	W	5-4	MTL	2/21	W	4-1	NYI
11/19	L	2-3*	at NJ	2/24	T	2-2*	at TOR
11/20	L	1-3	PHI	2/26	L	0-1	at VAN
11/22	L	2-5	NJ	2/27	T	2-2*	at EDM
11/25	W	3-0	SJ	3/3	W	2-1	BOS
11/28	W	3-1	at NYI	3/6	T	2-2*	at FLA
11/29	W	3-1	ANA	3/8	W	4-1	BUF
12/2	W	4-1	MTL	3/10	L	2-3*	PIT
12/4	T	3-3*	PIT	3/12	W	2-1	CGY
12/5	T	3-3*	at FLA	3/15	T	5-5*	at PHX
12/10	L	2-3	BOS	3/18	L	2-3	at COL
12/12	W	3-0	DET	3/21	L	2-3*	at DAL
12/15	W	3-0	EDM	3/22	L	2-5	at STL
12/18	L	1-5	at OTT	3/24	W	2-1	NYI
12/19	W	3-2	at BUF	3/26	L	2-7	TOR
12/21	L	1-4	BUF	3/28	T	3-3*	TB
12/23	W	1-0	at NYR	3/30	T	3-3*	at PHI
12/26	L	3-6	NYR	4/3	L	1-2	at CHI
12/30	W	4-3	TB	4/6	W	4-2	NJ
1/1	T	3-3*	at FLA	4/7	L	0-2	at MTL
1/2	W	4-1	NSH	4/10	W	6-1	at NYI
1/4	T	4-4*	OTT	4/14	W	3-0	WSH
1/7	L	2-4	at PIT	4/16	T	2-2*	at TB
1/9	L	0-2	at PHI	4/17	T	1-1*	OTT

MAJOR TRADES

12/29/98 – Acquired defenseman Paul Coffey from CHI for Nelson Emerson.

03/06/99 – Acquired forward Andrei Kovalenko from PHI for Adam Burt.

1997-98 IN REVIEW

CLOSING GAME ROSTER vs. Washington Capitals (away 4/19/98)

2 Glen Wesley	D	11 Kevin Dineen	RW	24 Sami Kapanen	RW	34 Steve Martins	C
3 Steve Chiasson	D	12 Steve Rice	RW	26 Ray Sheppard	RW	37 Trevor Kidd	G
4 Nolan Pratt	D	14 Steve Halko	D	27 Steve Leach	RW	39 Pat Jablonski	G
5 Kevin Haller	D	18 Robert Kron	RW	28 Paul Ranheim	LW	44 Kent Manderville	C
6 Adam Burt	D	19 Nelson Emerson	RW	30 Mike Fountain	G	46 Mike Rucinski	D
7 Curtis Leschyshyn	D	22 Sean Hill	D	32 Stu Grimson	LW	55 Keith Primeau	C
10 Gary Roberts	LW	23 Martin Gelinac	LW	33 Bates Battaglia	LW	92 Jeff O'Neill	C

FINAL NORTHEAST DIVISION STANDINGS

	GP	W	L	T	GF	GA	PTS
PITTSBURGH	82	40	24	18	228	188	98
BOSTON	82	39	30	13	221	194	91
BUFFALO	82	36	29	17	211	187	89
MONTREAL	82	37	32	13	235	208	87
OTTAWA	82	34	33	15	193	200	83
CAROLINA*	82	33	41	8	200	219	74

*Did not make playoffs.

COMPLETE RESULTS (*Overtime)

DATE	W/L	SCORE	OPP.	DATE	W/L	SCORE	OPP.
10/1	L	2-4	at TB	1/3	L	1-6	DAL
10/3	L	3-4	PIT	1/5	W	4-1	OTT
10/4	L	2-3	at OTT	1/6	L	2-4	at NYR
10/7	T	3-3*	LA	1/8	T	3-3*	PHI
10/10	W	2-1	NJ	1/10	W	2-1*	at NYI
10/11	L	1-4	at PIT	1/12	L	1-4	PIT
10/13	L	1-3	at STL	1/14	L	1-4	CHI
10/15	T	3-3*	BUF	1/21	L	1-2	at BUF
10/18	L	2-4	at DET	1/22	W	4-2	at OTT
10/20	L	2-4	at NYR	1/24	W	4-3	at MTL
10/22	W	4-3	STL	1/27	L	0-3	at FLA
10/24	T	3-3*	at COL	1/28	W	3-2	at TB
10/26	W	3-2	at CHI	1/30	L	0-2	at NYI
10/31	L	2-3*	BUF	2/1	L	3-6	MTL
11/3	W	5-3	VAN	2/4	T	3-3*	TB
11/5	W	3-1	DET	2/7	W	3-1	at BOS
11/7	L	2-3	NYI	2/28	L	3-4	at NJ
11/9	W	4-1	OTT	3/2	W	3-1	at SJ
11/12	W	6-4	at EDM	3/5	W	2-1	at LA
11/13	W	4-2	at CGY	3/6	W	5-4*	at PHX
11/16	L	1-4	at VAN	3/8	W	3-1	at ANA
11/19	W	2-1	MTL	3/12	L	0-2	NJ
11/21	L	3-4	NYR	3/14	L	1-2	SJ
11/23	T	3-3*	CGY	3/15	W	4-1	EDM
11/26	L	2-3	at PIT	3/18	L	0-1	at WSH
11/28	W	2-0	TB	3/20	L	1-6	at DAL
11/29	L	2-3	COL	3/23	W	5-3	at FLA
12/1	W	3-1	BOS	3/26	W	4-1	NYR
12/3	W	5-3	NYI	3/28	W	4-2	at PHI
12/5	T	2-2*	PHX	3/29	L	1-3	PHI
12/6	L	1-4	at BOS	3/31	T	3-3*	MTL
12/10	L	2-5	FLA	4/1	W	4-0	at NJ
12/12	L	2-3*	at BUF	4/4	W	1-0	at MTL
12/16	W	2-1	OTT	4/6	W	3-0	at BOS
12/18	L	2-3	at OTT	4/8	L	1-3	at BUF
12/20	L	1-2	WSH	4/9	W	5-2	TOR
12/23	L	2-4	at PHI	4/11	L	1-5	at TOR
12/26	L	2-5	FLA	4/13	L	2-3	BOS
12/27	W	4-1	BUF	4/16	L	1-4	PIT
12/30	W	2-1	ANA	4/18	L	3-4	WSH
12/31	L	2-3	at PIT	4/19	L	1-2	at WSH

MAJOR TRADES

06/27/97 – Acquired Steve Leach from STL for Alexander Godynyuk and 1998 6th-round draft pick (Brad Voth).

07/25/97 – Acquired Enrico Ciccone from CHI for Ryan Risadore and 1998 5th-round draft pick.

08/08/97 – Traded Jason Muzzati to NYR for 1998 4th-round draft pick (Tommy Westlund).

08/25/97 – Acquired Gary Roberts and Trevor Kidd from CGY in exchange for Andrew Cassels and Jean-Sebastien Giguere.

11/18/97 – Acquired D Sean Hill from OTT in exchange for Chris Murray.

01/02/98 – Traded Jeff Brown to TOR in exchange for a fourth round pick in the 1999 NHL Entry Draft.

01/03/98 – Acquired Martin Gelinac and Kirk McLean from VAN in exchange for Sean Burke, Geoff Sanderson, and Enrico Ciccone.

03/24/98 – Acquired Ray Sheppard from FLA in exchange for Kirk McLean.

08/11/98 – Acquired David Karpa and a fourth-round pick in 2000 from ANA for Stu Grimson and Kevin Haller.

FINAL STATISTICS (Hurricanes games only)

PLAYER	SCORING										
	GP	G	A	PTS	PIM	PP	SH	GW	GT		
KEITH PRIMEAU	81	26	37	63	110	7	3	2	0		
SAMI KAPANEN	81	26	37	63	16	4	0	5	0		
GARY ROBERTS	61	20	29	49	103	4	0	2	1		
NELSON EMERSON	81	21	24	45	50	6	0	4	1		
JEFF O'NEILL	74	19	20	39	67	7	1	4	1		
RAY SHEPPARD	71	18	19	37	23	7	0	2	0		
ROBERT KRON	81	16	20	36	12	4	0	2	1		
MARTIN GELINAC	64	16	18	34	40	3	2	5	0		
STEVE CHIASSON	66	7	27	34	65	6	0	0	0		
GLEN WESLEY	82	6	19	25	36	1	0	1	0		
KEVIN DINEEN	54	7	16	23	105	0	0	1	0		
PAUL RANHEIM	73	5	9	14	28	0	1	2	0		
CURTIS LESCHYSHYN	73	2	10	12	45	1	0	1	0		
ADAM BURT	76	1	11	12	106	0	1	0	0		
STEPHEN LEACH	45	4	5	9	42	1	1	2	0		
KENT MANDERVILLE	77	4	4	8	31	0	0	0	0		
KEVIN HALLER	65	3	5	8	94	0	0	0	0		
STU GRIMSON	82	3	4	7	204	0	0	1	0		
SEAN HILL	55	1	6	7	54	0	0	0	0		
BATES BATTAGLIA	33	2	4	6	10	0	0	1	0		
STEVEN RICE	47	2	4	6	38	0	0	0	0		
STEVEN HALKO	18	0	2	2	10	0	0	0	0		
NOLAN PRATT	23	0	2	2	44	0	0	0	0		
MIKE RUCINSKI	9	0	1	1	2	0	0	0	0		
JEFF DANIELS	2	0	0	0	0	0	0	0	0		
MICHAEL FOUNTAIN	3	0	0	0	2	0	0	0	0		
STEVE MARTINS	3	0	0	0	0	0	0	0	0		
KEVIN BROWN	4	0	0	0	0	0	0	0	0		
PAT JABLONSKI	5	0	0	0	0	0	0	0	0		
TREVOR KIDD	47	0	0	0	2	0	0	0	0		

GOALTENDING

PLAYER	GP	MINS	GA	GAA	SO	W-L-T
TREVOR KIDD	47	2685	97	2.16	3	21-21-3
SEAN BURKE	25	1415	66	2.79	1	7-11-5
PAT JABLONSKI	5	279	115	3.29	0	1-4-0
KIRK MCLEAN	8	401	22	3.29	0	4-2-0
MICHAEL FOUNTAIN	3	163	10	3.68	0	0-3-0

SEASON HIGHLIGHTS

- Carolina plays its first preseason game against NYI at the Greensboro Coliseum – September 13, 1997.
- Carolina opens the franchise's 19th NHL season, and first as the Carolina Hurricanes, at TB – October 1, 1997.
- Carolina registers its first win with a 2-1 victory over NJ – October 10, 1997.
- NHL shuts down for three weeks in February 1998 as NHL players compete at the Winter Olympics in Nagano, Japan. Carolina's Sami Kapanen plays for Team Finland, winning a Bronze Medal, and Keith Primeau completes the Olympic Tournament tied for third in scoring for Team Canada.
- Trevor Kidd named NHL Player of the Week on March 9, 1998 after posting a 3-0-0 record with a .968 svs. percentage and a 1.00 GAA.
- Peter Karmanos receives Lester Patrick Award on March 24, 1998, which is presented annually to individuals who have performed "outstanding service to hockey in the United States."
- Keith Primeau named NHL Player of the Week on March 30, 1998 after totaling eight points (4g, 4a) and a (+7) in a 3-1-0 week.
- On April 1, 1998, Trevor Kidd begins shutout sequence that will cover three consecutive road games with a 4-0 win at NJ, a 1-0 win at MTL (4/4), and a 3-0 win at BOS (4/6). The shutouts are a franchise high for the team and an individual goaltender. Streak ends in BUF (4/8) in a 3-1 loss. Finishes with 219:21 shutout streak. Also establishes new individual road shutout mark at 234:28.

CLOSING GAME ROSTER vs. Tampa Bay Lightning (home 4/13/97)

1 Sean Burke	G	8 Geoff Sanderson	LW	17 Chris Murray	RW	27 Derek King	LW
3 Steve Chiasson	D	11 Kevin Dineen	RW	18 Robert Kron	RW	29 Jason Muzzatti	G
5 Alexander Godynnyuk	D	12 Steve Rice	RW	20 Glen Wesley	D	32 Stu Grimson	LW
6 Adam Burt	D	14 Kevin Haller	D	21 Andrew Cassels	C	44 Kent Manderville	C
7 Curtis Leschyshyn	D	16 Nelson Emerson	RW	24 Sami Kapanen	RW	55 Keith Primeau	C

FINAL NORTHEAST DIVISION STANDINGS

	GP	W	L	T	GF	GA	PTS
BUFFALO	82	40	30	12	237	208	92
PITTSBURGH	82	38	36	8	285	280	84
OTTAWA	82	31	36	15	226	234	77
MONTREAL	82	31	36	15	249	276	77
HARTFORD*	82	32	39	11	226	256	75
BOSTON	82	26	47	9	234	300	61

*Did not make playoffs.

COMPLETE RESULTS (*Overtime)

DATE	W/L	SCORE	OPP.	DATE	W/L	SCORE	OPP.
10/5	W	1-0	PHX	1/10	L	5-3	at VAN
10/8	W	7-3	PIT	1/12	L	2-1*	at EDM
10/12	L	6-0	at FLA	1/15	L	3-0	PIT
10/17	W	3-1	at NYI	1/20	W	3-1	TOR
10/19	W	6-2	NJ	1/22	W	2-1*	FLA
10/24	W	4-1	ANA	1/24	L	5-2	NYI
10/26	L	6-3	at BUF	1/25	W	5-1	at BUF
10/30	T	2-2*	NYI	1/30	L	5-3	at LA
10/31	T	4-4*	at BOS	1/31	L	6-3	at ANA
11/2	L	3-2	LA	2/5	L	5-2	at NYR
11/4	L	5-1	at DET	2/6	W	5-3	at BOS
11/6	W	5-1	BOS	2/8	L	3-2*	at MTL
11/8	L	4-1	DET	2/12	L	3-2	NJ
11/9	W	4-3*	BUF	2/13	L	4-0	at NJ
11/12	W	4-3	at SJ	2/15	W	2-1	OTT
11/14	W	2-1	at PHX	2/16	L	4-2	at OTT
11/16	T	4-4*	at COL	2/19	T	2-2*	at PHI
11/20	W	3-1	MTL	2/21	W	7-2	NYR
11/22	L	7-1	PIT	2/22	W	2-0	WSH
11/23	T	3-3*	at OTT	2/26	T	2-2*	CHI
11/27	L	6-2	VAN	2/28	L	3-2	SJ
11/29	T	1-1*	at FLA	3/2	L	5-2	PHI
11/30	W	6-3	at TB	3/5	W	2-0	CGY
12/3	T	4-4*	at PIT	3/7	W	2-0	MTL
12/5	W	4-2	at BOS	3/8	T	1-1*	at TOR
12/7	W	6-4	BUF	3/12	W	6-3	BOS
12/11	W	5-2	FLA	3/13	L	0-6	at NJ
12/12	L	3-2	at PHI	3/15	L	4-2	EDM
12/14	L	4-0	PHI	3/16	L	5-3	at WSH
12/16	L	5-2	at NYR	3/20	L	4-1	at STL
12/17	W	5-3	STL	3/21	L	2-0	at DAL
12/20	L	4-1	DAL	3/25	L	4-0	COL
12/21	W	6-5*	TB	3/27	W	5-2	at TB
12/26	L	5-1	at BUF	3/29	W	2-1	NYR
12/28	W	3-2	OTT	4/2	L	4-1	MTL
12/29	L	4-3	at CHI	4/3	T	5-5*	at PIT
1/1	L	3-2*	at WSH	4/5	W	4-1	at MTL
1/2	L	5-4*	BOS	4/7	W	4-2	BUF
1/4	T	1-1*	WSH	4/9	L	5-4	at OTT
1/6	L	4-5	at MTL	4/11	L	6-4	at NYI
1/9	L	3-2	at CGY	4/13	W	2-1	TB

FINAL STATISTICS (Whalers games only)

PLAYER	SCORING							PP	SH	GW	GT
	GP	G	A	PTS	PIM	PP	SH				
GEOFF SANDERSON	82	36	31	67	29	12	1	4	1		
ANDREW CASSELS	81	22	44	66	46	8	0	2	0		
KEITH PRIMEAU	75	26	25	51	161	6	3	2	2		
KEVIN DINEEN	78	19	29	48	141	8	0	5	2		
NELSON EMERSON	66	9	29	38	34	2	1	2	0		
STEVE RICE	78	21	14	35	59	5	0	2	0		
GLEN WESLEY	68	6	26	32	40	3	1	0	0		
JEFF O'NEILL	72	14	16	30	40	2	1	2	0		
SAMI KAPANEN	45	13	12	25	2	3	0	2	0		
ROBERT KRON	68	10	12	22	10	2	0	4	1		
PAUL RANHEIM	67	10	11	21	18	0	3	1	0		
CURTIS LESCHYSHYN	64	4	13	17	30	1	1	1	0		
STEVE CHIASSON	18	3	11	14	7	3	0	0	0		
ADAM BURT	71	2	11	13	79	0	0	0	0		
GERALD DIDUCK	56	1	10	11	40	0	0	1	0		
KENT MANDERVILLE	44	6	5	11	18	0	0	1	0		
PAUL COFFEY	20	3	5	8	18	1	0	1	0		
KEVIN HALLER	35	2	6	8	48	0	0	0	0		
GLEN FEATHERSONE	41	2	5	7	87	0	0	0	0		
ALEXANDER GODYNYUK	55	1	6	7	41	0	0	1	0		
ANDREI NIKOLISHIN	12	2	5	7	2	0	0	0	0		
MARK JANSSENS	54	2	4	6	90	0	0	0	0		
DEREK KING	12	3	3	6	2	1	0	0	0		
MAREK MALIK	47	1	5	6	50	0	0	1	0		
KEVIN BROWN	11	0	4	4	6	0	0	0	0		
STU GRIMSON	75	2	2	4	218	0	0	0	0		
KELLY CHASE	28	1	2	3	122	0	0	0	0		
HNAT DOMENICHELLI	13	2	1	3	7	1	0	0	0		
SEAN BURKE	51	0	2	2	14	0	0	0	0		
JEFF DANIELS	10	0	2	2	0	0	0	0	0		
CHRIS MURRAY	8	1	1	2	10	0	0	0	0		
NOLAN PRATT	9	0	2	2	6	0	0	0	0		
BRIAN GLYNN	1	1	0	1	2	0	0	0	0		
STEVE MARTINS	2	0	1	1	0	0	0	0	0		
JASON MUZZATTI	31	0	1	1	18	0	0	0	0		
BRENDAN SHANAHAN	2	1	0	1	0	0	1	0	0		
JEFF BROWN	1	0	0	0	0	0	0	0	0		
J-S GIGUERE	8	0	0	0	0	0	0	0	0		
JASON MCBAIN	6	0	0	0	0	0	0	0	0		

GOALTENDING

PLAYER	GP	MINS	GA	GAA	SO	W-L-T
SEAN BURKE	51	2985	134	2.69	4	22-22-6
JASON MUZZATTI	31	1591	91	3.43	0	9-13-5
J-S GIGUERE	8	394	24	3.65	0	1-4-0

SEASON HIGHLIGHTS

- Kevin Dineen named team captain – October 2, 1999.
- Sean Burke wins 1st two games and is unbeaten in seven games (5-0-2) from 11/9-11/23 as the Whalers lead the Northeast Division.
- Whalers post 16-11-6 mark to rank 1st in the Northeast Division at Christmas break. It marks one of the team's best starts to a season. Paul Maurice named asst. coach for NHL All-Star Game due to 1st place standing.
- Geoff Sanderson named NHL Player of the Week after totaling six points (4g, 2a) in a 2-0-1 week ending 12/8/96.
- Geoff Sanderson named to his second NHL All-Star Team, where he scores a goal. At the Skills Competition, Sanderson skates to second-fastest time (13.823) and finishes second in Hardest Shot Competition (98.6 mph).
- Sean Burke posts back-to-back home shutouts against CGY and MTL on March 5th and 7th.
- Whalers suffer franchise-high 368 games lost due to injury.
- Whalers complete final season in Hartford as Kevin Dineen scores the game-winner in a 2-1 victory over Tampa Bay – April 13, 1997. Team misses playoffs by two points.

MAJOR TRADES

- 10/09/96** – Acquired Paul Coffey, Keith Primeau and 1997 1st-round draft pick (Nikos Tselios) from DET in exchange for Brendan Shanahan and Brian Glynn.
- 10/12/96** – Acquired Stu Grimson from DET by way of NHL waivers.
- 12/15/96** – Acquired Kevin Haller, 1997 1st-round draft pick (traded on draft day 1997 to SJ (Scott Hannan) for 1997 2nd-round pick (Brad DeFauw) and 1997 7th-round pick (Andrew Merrick) and 1997 7th-round draft pick from PHI for Paul Coffey and 1997 3rd-round draft pick (Kris Mallette).
- 03/05/97** – Acquired Steve Chiasson and 1997 3rd-round draft pick (Francis Lessard) from CGY for Glen Featherstone, Hnat Domenichelli, 1997 2nd-round draft pick (Dimitri Kokorev), and 1998 3rd-round draft pick.
- 03/18/97** – Acq. Bates Battaglia and 4th-round draft pick in 1998 (Josef Vasicek) from ANA for Mark Janssens; acq. 8th-round draft pick in 1998 (Jaroslav Svoboda) from TOR for Kelly Chase; acq. Chris Murray from PHX for Gerald Diduck; acq. Derek King from the NYI for 5th-round draft pick in 1997.

1995-96 IN REVIEW

CLOSING GAME ROSTER vs. Buffalo Sabres (away 4/14/96)

1 Sean Burke	G	11 Kevin Dineen	RW	21 Andrew Cassels	C	27 Jeff Brown	D
4 Gerald Diduck	D	12 Steve Rice	RW	22 Mark Janssens	C	28 Paul Ranheim	LW
7 Brian Glynn	D	13 Andrei Nikolishin	C	23 Marek Malik	D	29 Jason Muzzatti	G
8 Geoff Sanderson	LW	15 Scott Daniels	LW	24 Sami Kapanen	LW	92 Jeff O'Neill	C
10 Brad McCrimmon	D	16 Nelson Emerson	RW	25 Jason McBain	D	94 Brendan Shanahan	LW

FINAL NORTHEAST DIVISION STANDINGS

	GP	W	L	T	GF	GA	PTS
BUFFALO	82	40	30	12	237	208	92
PITTSBURGH	82	38	36	8	285	280	84
OTTAWA	82	31	36	15	226	234	77
MONTREAL	82	31	36	15	249	276	77
HARTFORD*	82	32	39	11	226	256	75
BOSTON	82	26	47	9	234	300	61

*Did not make playoffs.

COMPLETE RESULTS (*Overtime)

DATE	W/L	SCORE	OPP.	DATE	W/L	SCORE	OPP.
10/7	W	2-0	NYR	1/10	L	2-3*	CGY
10/11	W	3-2	ANA	1/12	W	3-2	WIN
10/14	W	3-2	CHI	1/16	W	3-0	VAN
10/16	W	7-5	at NYR	1/17	W	6-3	at NYI
10/20	T	2-2*	PIT	1/24	L	2-4	at BUF
10/21	L	0-3	at FLA	1/25	W	8-2	LA
10/25	L	2-4	STL	1/27	T	4-4*	NJ
10/27	L	1-4	MTL	1/30	L	2-8	at SJ
10/28	L	0-3	at BOS	1/31	W	6-4	at LA
11/2	L	0-5	OTT	2/2	W	4-3	at ANA
11/4	W	5-4	at OTT	2/7	W	5-3	at VAN
11/5	L	1-6	at PHI	2/9	W	3-2*	at COL
11/7	W	7-3	SJ	2/11	W	5-3	at DAL
11/11	L	1-4	NYR	2/14	L	0-3	BOS
11/14	L	0-1	at NJ	2/17	W	2-1*	BUF
11/15	W	3-2	OTT	2/21	W	5-3	MTL
11/18	L	2-4	PHI	2/23	L	4-5	at PIT
11/20	L	3-4*	at MTL	2/25	L	2-6	DAL
11/22	W	4-2	MTL	2/28	T	4-4*	EDM
11/24	W	4-0	at TOR	3/1	L	2-5	WIN
11/25	L	2-4	WSH	3/2	W	7-1	FLA
11/29	T	2-2*	at TB	3/6	L	2-4	DET
12/1	L	1-2	at BUF	3/8	W	7-4	TOR
12/2	L	3-5	FLA	3/9	L	3-6	at STL
12/6	W	7-4	NYI	3/13	W	3-2	PIT
12/9	L	0-6	at PIT	3/16	W	2-1	BUF
12/10	L	1-4	at CHI	3/18	W	6-3	TB
12/13	L	2-3	TB	3/20	L	2-3	at MTL
12/15	W	4-2	COL	3/22	T	1-1*	at OTT
12/16	T	3-3*	at NYI	3/23	T	2-2*	at WSH
12/18	L	2-3	at MTL	3/25	L	0-3	at PHI
12/20	L	2-3	CGY	3/27	L	5-6*	BOS
12/22	T	3-3*	at NYR	3/30	W	3-1	NYI
12/23	T	3-3*	PHI	4/1	L	2-3	at FLA
12/28	L	4-9	at PIT	4/3	L	2-4	at TB
12/30	L	0-3	at WSH	4/4	W	1-0	at NJ
12/31	L	2-3	at DET	4/6	L	3-6	NJ
1/3	W	2-0	WSH	4/8	W	5-4	PIT
1/5	W	4-2	OTT	4/11	L	2-3	at BOS
1/6	L	2-5	at BOS	4/13	W	2-0	BOS
1/9	W	5-1	at EDM	4/14	L	1-4	at BUF

MAJOR TRADES

- 07/27/95** – Brendan Shanahan acquired from STL for Chris Pronger.
- 10/06/95** – Nelson Emerson acquired from Winnipeg for Darren Turcotte.
- 12/01/95** – Jeff Reese traded to TB for 1996 9th-round draft pick (Askhat Rakhmatullin).
- 12/20/95** – Jeff Brown and a 1998 3rd-round draft pick (later traded to CGY in Steve Chiasson trade) acquired from VAN for Jim Dowd, Frantisek Kucera and a 1997 2nd-round draft pick from NJ for Jocelyn Lemieux and a 1998 2nd-round pick (later traded to Dallas-John Erskine).
- 12/28/95** – Kevin Dineen acquired from PHI for a 1997 7th-round draft pick (which was later re-acquired in the Paul Coffey trade).

FINAL STATISTICS (Whalers games only)

PLAYER	SCORING									
	GP	G	A	PTS	PIM	PP	SH	GW	GT	
BRENDAN SHANAHAN	74	44	34	78	125	17	2	6	0	
GEOFF SANDERSON	81	34	31	65	40	6	0	7	0	
ANDREW CASSELS	81	20	43	63	39	6	0	1	2	
NELSON EMERSON	81	29	29	58	78	12	2	5	0	
ANDREI NIKOLISHIN	61	14	37	51	34	4	1	3	0	
ROBERT KRON	77	22	28	50	6	8	1	3	0	
JEFF BROWN	48	7	31	38	38	5	0	0	0	
PAUL RANHEIM	73	10	20	30	14	0	1	1	0	
JEFF O'NEILL	65	8	19	27	40	1	0	1	0	
GLEN WESLEY	68	8	16	24	88	6	0	1	0	
STEVE RICE	59	10	12	22	47	1	0	2	0	
ADAM BURT	78	4	9	13	121	0	0	1	0	
GLEN FEATHERSTONE	68	2	10	12	138	0	0	1	0	
GERALD DIDUCK	79	1	9	10	88	0	0	0	0	
KEVIN DINEEN	20	2	7	9	67	0	0	0	0	
SAMI KAPANEN	35	5	4	9	6	0	0	0	0	
BRAD McCRIMMON	58	3	6	9	62	0	1	0	0	
MARK JANSSENS	81	2	7	9	155	0	0	0	0	
FRANTISEK KUCERA	30	2	6	8	10	0	0	1	0	
SCOTT DANIELS	53	3	4	7	254	0	0	0	0	
KELLY CHASE	55	2	4	6	220	0	0	1	0	
SEAN BURKE	66	0	6	6	16	0	0	0	0	
STEVE MARTINS	23	1	3	4	8	0	0	0	0	
BRIAN GLYNN	54	0	4	4	44	0	0	0	0	
KEVIN SMYTH	21	2	1	3	8	1	0	0	0	
JOCELYN LEMIEUX	29	1	2	3	31	0	0	0	0	
JIMMY CARSON	11	1	0	1	0	0	0	0	0	
ALEXANDER GODNYNYUK	3	0	0	0	2	0	0	0	0	
JASON McCBAIN	3	0	0	0	0	0	0	0	0	
MAREK MALIK	7	0	0	0	4	0	0	0	0	
JASON MUZZATTI	22	0	0	0	33	0	0	0	0	
JEFF REESE	7	0	0	0	0	0	0	0	0	

GOALTENDING

PLAYER	GP	MINS	GA	GAA	SO	W-L-T
JASON MUZZATTI	22	1013	49	2.9	1	4-8-3
SEAN BURKE	66	3669	190	3.11	4	28-28-6
JEFF REESE	7	275	14	3.05	1	2-3-0

SEASON HIGHLIGHTS

- Paul Holmgren is fired as head coach and is replaced by Paul Maurice – November 6, 1995.
- Brendan Shanahan starts in the NHL's 46th All-Star Game and scores a goal. Shanahan led the Whalers in goals (44) and points (78).
- Whalers re-acquire Kevin Dineen from Philadelphia for a 1997 seventh-round draft pick, which was later re-acquired in the Paul Coffey trade.
- The Whalers win the last five games of a six-game road trip—the best six-game road trip in club history.
- Whalers complete season with their best record since the 1989-90 season. The team's home record (22-15-4) is the Whalers' best home ice record since 1986-87.

CLOSING GAME ROSTER vs. Quebec Nordiques (away 5/3/95)

1 Sean Burke	G	11 Andrei Nikolishin	C	20 Glen Wesley	D	28 Paul Ranheim	RW
4 Frantisek Kucera	D	13 Ted Drury	C	22 Mark Janssens	C	35 Jeff Reese	G
6 Adam Burt	D	14 Kevin Smyth	LW	24 Jim Storm	LW	36 Glen Featherstone	D
7 Brian Glynn	D	17 Scott Daniels	LW	26 Jocelyn Lemieux	RW	44 Chris Pronger	D
8 Geoff Sanderson	LW	18 Robert Kron	LW	27 Kelly Chase	RW	89 Darren Turcotte	C

FINAL NORTHEAST DIVISION STANDINGS

	GP	W	L	T	GF	GA	PTS
QUEBEC	48	30	13	5	185	134	65
PITTSBURGH	48	29	16	3	181	158	61
BOSTON	48	27	18	3	150	127	57
BUFFALO	48	22	19	7	130	119	51
HARTFORD*	48	19	24	5	127	141	43
MONTREAL	48	18	23	7	125	148	43
OTTAWA	48	9	34	5	117	174	23

*Did not make playoffs.

FINAL STATISTICS (Whalers games only)

PLAYER	SCORING							PIM	PP	SH	GW	GT
	GP	G	A	PTS	PIM	PP	SH					
ANDREW CASSELS	46	7	30	37	18	1	0	1	0			
DARREN TURCOTTE	47	17	18	35	22	3	1	3	0			
GEOFF SANDERSON	46	18	14	32	24	4	0	4	0			
STEVE RICE	40	11	10	21	61	4	0	1	1			
PAUL RANHEIM	47	6	14	20	10	0	0	1	0			
FRANTISEK KUCERA	48	3	17	20	30	0	0	1	0			
JIMMY CARSON	38	9	10	19	29	4	0	3	0			
ROBERT KRON	37	10	8	18	10	3	1	1	0			
ANDREI NIKOLISHIN	39	8	10	18	10	1	1	0	0			
ADAM BURT	46	7	11	18	65	3	0	1	0			
PAT VERBEEK	29	7	11	18	53	3	0	0	1			
GLEN WESLEY	48	2	14	16	50	1	0	1	0			
CHRIS PRONGER	43	5	9	14	54	3	0	1	0			
JOCELYN LEMIEUX	41	6	5	11	32	0	0	1	0			
TED DRURY	34	3	6	9	21	0	0	0	0			
MARK JANSSENS	46	2	5	7	93	0	0	0	0			
BRIAN GLYNN	43	1	6	7	32	0	0	0	0			
KEVIN SMYTH	16	1	5	6	13	0	0	0	0			
IGOR CHIBIREV	8	3	1	4	0	0	0	0	0			
KELLY CHASE	28	0	4	4	141	0	0	0	0			
GLEN FEATHERSTONE	13	1	1	2	32	0	0	0	0			
JIM STORM	6	0	3	3	0	0	0	0	0			
SCOTT DANIELS	12	0	2	2	55	0	0	0	0			
MAREK MALIK	1	0	1	1	0	0	0	0	0			
BRAD McCRIMMON	33	0	1	1	42	0	0	0	0			
SEAN BURKE	42	0	1	1	8	0	0	0	0			
ROBERT PETROVICKY	2	0	0	0	0	0	0	0	0			
JEFF REESE	11	0	0	0	0	0	0	0	0			
JIM SANDLAK	13	0	0	0	0	0	0	0	0			
ALEXANDER GODYNYUK	14	0	0	0	8	0	0	0	0			

GOALTENDING

PLAYER	GP	MINS	GA	GAA	SO	W-L-T
SEAN BURKE	42	2418	108	2.68	0	17-19-4
JEFF REESE	11	477	26	3.27	0	2-5-1

COMPLETE RESULTS (*Overtime)

DATE	W/L	SCORE	OPP.	DATE	W/L	SCORE	OPP.
1/21	T	1-1*	WSH	3/14	W	6-4	NYI
1/22	T	2-2*	NJ	3/16	T	2-2*	at NJ
1/25	W	4-1	OTT	3/20	L	0-5	WSH
1/26	L	2-3	at PHI	3/22	W	4-3	PHI
1/28	L	1-2	FLA	3/25	W	5-1	NYI
2/1	W	2-1	at OTT	3/26	W	4-3*	at WSH
2/4	L	4-5	at BOS	3/29	T	4-4*	at FLA
2/5	L	1-3	at QUE	3/31	L	0-2	at TB
2/8	L	2-3	QUE	4/4	L	3-6	at BUF
2/10	L	3-4	at TB	4/5	W	8-4	at PIT
2/11	L	3-4	at FLA	4/8	W	4-2	BUF
2/13	T	2-2*	at MTL	4/9	L	0-3	TB
2/15	W	4-1	MTL	4/12	W	4-2	OTT
2/16	L	2-5	at PIT	4/14	W	4-3*	MTL
2/18	W	4-2	PIT	4/16	L	2-3	at NJ
2/22	W	3-2*	BOS	4/18	W	2-1	at BUF
2/24	W	2-1	at NYR	4/20	L	2-3	at NYR
2/25	L	1-3	BUF	4/21	L	3-6	at WSH
2/28	W	6-3	at OTT	4/23	L	2-4	PIT
3/1	L	2-5	NYR	4/24	W	4-3	at MTL
3/4	W	3-2*	TB	4/26	L	0-1	at BOS
3/5	L	2-5	BOS	4/28	L	3-4	PHI
3/7	L	1-3	at NYI	5/3	L	1-4	at QUE
3/9	W	2-1	QUE				
3/12	L	1-4	FLA				

MAJOR TRADES

08/26/94 – Glen Wesley acquired from BOS for Hurricanes' first-round draft picks in the 1995 (Kyle McLaren), 1996 (Jonathan Aitken) and 1997 (Sergei Samsonov) NHL Entry Draft.

01/18/95 – Kelly Chase and Brian Glynn selected in NHL Waiver Draft.

03/23/95 – Glen Featherstone, Michael Stewart and a 1995 first-round (Jean-Sebastien Giguere) and 1996 fourth-round (Steve Wasylo) draft pick acquired from the NYR for Pat Verbeek.

SEASON HIGHLIGHTS

- NHL starts a reduced 48-game schedule after the NHL and NHLPA agree upon a new collective bargaining agreement 10 days earlier – January 21, 1995.
- After Whalers' captain Pat Verbeek is traded to the Rangers, the Whalers name Adam Burt, Andrew Cassels and Glen Wesley as alternate captains – March 23, 1995.
- Whalers complete season with an increase in average attendance for the first time since 1987-88 (12.8%).
- Whalers finish season with the NHL's best overtime record (4-0-5) for the second straight season.

1993-94 IN REVIEW

CLOSING GAME ROSTER vs. Boston Bruins (away 4/11/94)

1 Sean Burke	G	17 Ted Drury	C	23 Jocelyn Lemieux	LW	33 Ted Crowley	D
4 Frank Kucera	D	18 Robert Kron	LW	24 Jim Storm	LW	35 Jeff Reese	G
8 Geoff Sanderson	LW	20 Kevin Smyth	LW	25 Bob McGill	D	39 Robert Petrovicky	LW
10 Brad McCrimmon	D	21 Andrew Cassels	C	26 Brian Propp	LW	44 Chris Pronger	D
16 Pat Verbeek	RW	22 Mark Janssens	C	29 Marc Potvin	RW	45 John Stevens	D

FINAL NORTHEAST DIVISION STANDINGS

	GP	W	L	T	GF	GA	PTS
PITTSBURGH	84	44	27	13	299	285	101
BOSTON	84	42	29	13	289	252	97
MONTREAL	84	41	29	14	283	248	96
BUFFALO	84	43	32	9	282	218	95
QUEBEC	84	34	42	8	277	292	76
HARTFORD*	84	27	48	9	227	288	63
OTTAWA	84	14	61	9	201	397	37

*Did not make playoffs.

COMPLETE RESULTS (*Overtime)

DATE	W/L	SCORE	OPP.	DATE	W/L	SCORE	OPP.
10/6	L	3-4	at MTL	1/12	L	4-6	at LA
10/9	L	2-5	PHI	1/14	L	3-6	at ANA
10/10	W	3-2	at BUF	1/15	L	2-8	at SJ
10/13	W	4-3	MTL	1/17	L	3-5	at BOS
10/14	W	6-2	at CHI	1/19	T	3-3*	TOR
10/16	L	3-5	at PIT	1/24	L	1-2	BOS
10/19	L	2-7	at TOR	1/26	L	0-3	MTL
10/20	L	2-5	QUE	1/27	T	1-1*	at OTT
10/23	T	3-3*	BUF	1/29	L	2-3	QUE
10/27	L	1-5	at DAL	2/1	W	2-1	at QUE
10/28	L	1-2	at STL	2/2	L	2-9	at MTL
10/30	L	1-4	NYR	2/4	T	2-2*	at WIN
11/1	L	2-4	STL	2/6	W	4-2	at VAN
11/3	L	3-6	CGY	2/11	L	1-4	at CGY
11/6	L	3-5	at NYI	2/12	W	5-2	at EDM
11/10	W	4-3*	OTT	2/16	L	3-5	BUF
11/13	T	4-4*	EDM	2/17	L	4-6	at PIT
11/17	L	2-4	BOS	2/19	W	4-2	NYR
11/18	L	3-6	at PHI	2/24	L	0-3	at DET
11/20	L	2-3	SJ	2/26	T	1-1*	NJ
11/23	W	2-1*	at FLA	2/27	L	1-3	WSH
11/24	L	1-4	at TB	3/2	L	1-4	LA
11/27	W	4-0	FLA	3/4	W	2-1	at FLA
11/29	W	4-2	at OTT	3/5	L	2-4	at TB
12/1	W	5-3	DET	3/9	W	4-1	TB
12/4	L	6-7*	PIT	3/10	L	0-4	at NJ
12/7	W	6-1	at WSH	3/12	T	2-2*	DAL
12/8	L	1-4	VAN	3/13	L	2-3	PIT
12/11	L	0-3	BUF	3/16	L	0-4	at NYR
12/12	T	2-2*	at BOS	3/17	L	1-4	at QUE
12/15	L	2-5	at NYR	3/19	W	5-3	at PHI
12/18	W	4-1	WSH	3/22	L	1-4	at WSH
12/22	W	6-3	NJ	3/25	L	3-6	at BUF
12/23	W	2-1	at OTT	3/26	L	2-3	ANA
12/26	W	3-2*	OTT	3/29	L	2-6	at DET
12/28	L	2-4	at NJ	3/30	W	3-2*	CHI
12/29	L	3-5	FLA	4/2	L	5-6	PHI
1/1	W	4-3	at NYI	4/6	T	3-3*	NYI
1/2	W	7-2	PIT	4/7	L	2-5	at QUE
1/5	W	4-0	WIN	4/10	W	6-4	TB
1/6	L	1-2	STL	4/11	L	1-3	MTL
1/8	W	6-0	NYI	4/14	W	3-2	at BOS

MAJOR TRADES

11/02/93 – Bryan Marchment and Steve Larmer acquired from CHI for Patrick Poulin and Eric Weinrich.

11/02/93 – Darren Turcotte and James Patrick acquired from NYR for Nick Kypreos, Barry Richter, Steve Larmer and a 1994 sixth-round draft pick (Yuri Litinev).

12/16/93 – Alexander Godnyuk acquired from FLA for Jim McKenzie.

03/10/94 – Gary Suter, Ted Drury and Paul Ranheim acquired from CGY for Zarley Zalapski, James Patrick and Michael Nylander.

05/11/94 – Frantisek Kucera and Jocelyn Lemieux acquired from CHI for Gary Suter, Randy Cunneyworth and a 1995 third-round pick (later traded to VAN for Larry Courville).

FINAL STATISTICS (W/Whalers games only)

PLAYER	SCORING									
	GP	G	A	PTS	PIM	PP	SH	GW	GT	
PAT VERBEEK	84	37	38	75	177	15	1	3	1	
GEOFF SANDERSON	82	41	26	67	42	15	1	6	2	
ANDREW CASSELS	79	16	42	58	37	8	1	3	0	
ROBERT KRON	77	24	26	50	8	2	1	3	0	
MICHAEL NYLANDER	58	11	33	44	24	4	0	1	2	
ZARLEY ZALAPSKI	56	7	30	37	56	0	0	0	0	
CHRIS PRONGER	81	5	25	30	113	2	0	0	0	
BRIAN PROPP	65	12	17	29	44	3	1	2	0	
JAMES PATRICK	47	8	20	28	32	4	1	2	1	
ADAM BURT	63	1	17	18	75	0	0	0	0	
RANDY CUNNEYWORTH	63	9	8	17	87	0	1	1	0	
JIM STORM	68	6	10	16	27	1	0	0	0	
IGOR CHIBIREV	37	4	11	15	2	0	0	1	0	
DARREN TURCOTTE	19	2	11	13	4	0	0	0	0	
ALEXANDER GODNYUK	43	3	9	12	40	0	0	1	0	
MARK JANSSENS	84	2	10	12	137	0	0	0	0	
ROBERT PETROVICKY	33	6	5	11	39	1	0	0	0	
BRYAN MARCHMENT	42	3	7	10	124	0	1	1	0	
MARK GREIG	31	4	5	9	31	0	0	0	0	
JIM SANDLAK	27	6	2	8	32	2	0	1	0	
JOCELYN LEMIEUX	16	6	1	7	19	0	0	2	0	
TED DRURY	16	1	5	6	10	0	0	0	0	
BRAD MCCRIMMON	65	1	5	6	72	0	0	0	0	
KEVIN SMYTH	21	3	2	5	10	0	0	0	0	
MARC POTVIN	51	2	3	5	246	0	0	0	0	
FRANTISEK KUCERA	16	1	3	4	14	1	0	0	0	
PAUL RANHEIM	15	0	3	3	2	0	0	0	0	
TED CROWLEY	21	1	2	3	10	1	0	0	0	
PATRICK POULIN	9	2	1	3	11	1	0	0	0	
JOHN STEVENS	9	0	3	3	4	0	0	0	0	
BOB MCGILL	30	0	3	3	41	0	0	0	0	
JIM MCKENZIE	26	1	2	3	67	0	0	0	0	
ERIC WEINRICH	8	1	1	2	2	1	0	0	0	
TODD HARKINS	28	1	0	1	49	0	0	0	0	
JEFF REESE	19	0	1	1	0	0	0	0	0	
DAN KEZMER	12	0	1	1	12	0	0	0	0	
MIKE TOMLAK	1	0	0	0	0	0	0	0	0	
MIKE LENARDUZZI	1	0	0	0	0	0	0	0	0	
YVON CORRIVEAU	3	0	0	0	0	0	0	0	0	
MARIO GOSSELIN	7	0	0	0	0	0	0	0	0	
ALLEN PEDERSEN	7	0	0	0	9	0	0	0	0	
FRANK PIETRANGELO	19	0	0	0	2	0	0	0	0	
SEAN BURKE	47	0	0	0	16	0	0	0	0	
DOUG HOUDA	7	0	0	0	23	0	0	0	0	
NICK KYPREOS	10	0	0	0	37	0	0	0	0	

GOALTENDING

PLAYER	GP	MINS	GA	GAA	SO	W-L-T
MIKE LENARDUZZI	1	21	1	2.86	0	0-0-0
SEAN BURKE	47	2750	137	2.99	2	17-24-5
JEFF REESE	19	1057	56	3.18	1	5-9-3
FRANK PIETRANGELO	19	984	59	3.60	0	5-11-1
MARIO GOSSELIN	7	239	21	5.27	0	0-4-0

SEASON HIGHLIGHTS

- Geoff Sanderson has his second straight 40-goal season, leading the Whalers with 41.
- Andrew Cassels is the Whalers' top playmaker for the second straight season with 42 assists.
- Paul Holmgren steps down as head coach to concentrate on his duties as general manager. He is replaced by Pierre McGuire on November 16.
- Eleven Whalers finish the season with other NHL clubs as the team makes major trades with Chicago, Florida, Calgary and the NY Rangers.
- On the day the Whalers host the 1994 Entry Draft, the club is sold to Peter Karmanos Jr., Thomas Thewes and Jim Rutherford. Holmgren is named head coach and Rutherford becomes club president and general manager.

CLOSING GAME ROSTER vs. Philadelphia Flyers (home 4/16/93)

3 Zarley Zalapski	D	11 Yvon Corriveau	RW	23 Paul Gillis	C	30 Mike Lenarduzzi	G
4 Eric Weinrich	D	12 Barry Nieckar	LW	24 Patrick Poulin	LW	36 Michael Nylander	C
6 Adam Burt	D	16 Pat Verbeek	RW	25 Terry Yake	C	38 Robert Kron	RW
7 Randy Cunneynworth	LW	21 Andrew Cassels	C	27 Doug Houda	D	40 Frank Pietrangelo	G
8 Geoff Sanderson	LW	22 Mark Janssens	C	29 Randy Ladouceur	D	41 Al Pedersen	D

FINAL ADAMS DIVISION STANDINGS

	GP	W	L	T	GF	GA	PTS
BOSTON	84	51	26	7	332	268	109
QUEBEC	84	47	27	10	351	300	104
MONTREAL	84	48	30	6	326	280	102
BUFFALO	84	38	36	10	335	297	86
HARTFORD*	84	26	52	6	284	369	58
OTTAWA	84	10	70	4	202	395	24

*Did not make playoffs.

COMPLETE RESULTS (*Overtime)

DATE	W/L	SCORE	OPP.	DATE	W/L	SCORE	OPP.
10/6	L	1-5	MTL	1/13	L	3-7	at MTL
10/8	L	2-3*	at BOS	1/15	L	1-3	at EDM
10/10	L	2-5	BUF	1/16	L	3-8	at VAN
10/12	L	2-6	at NYR	1/18	L	7-8	vs. WIN
10/14	W	4-1	OTT	1/21	W	4-2	SJ
10/17	L	3-7	PIT	1/23	L	2-6	CHI
10/20	W	5-4	at NJ	1/24	L	4-5*	at PHI
10/22	W	5-1	at OTT	1/27	W	6-5	at MTL
10/24	L	2-4	at NYI	1/28	L	2-5	at OTT
10/28	L	3-4*	NJ	1/30	L	3-6	WIN
10/31	L	1-7	LA	2/3	L	2-3	at BUF
11/3	T	3-3*	QUE	2/8	L	1-3	vs. STL
11/6	L	2-5	at DET	2/12	W	6-2	at WIN
11/7	L	2-6	WSH	2/13	L	3-4*	at CGY
11/11	L	3-4	CGY	2/17	L	3-5	BUF
11/13	L	2-8	at BUF	2/20	W	7-3	EDM
11/14	L	0-2	DET	2/21	L	3-4	PIT
11/18	W	5-2	STL	2/24	L	2-5	PHI
11/19	W	4-2	at OTT	2/27	W	5-3	at QUE
11/21	L	2-8	at QUE	2/28	L	6-7*	NYI
11/25	L	1-6	MTL	3/3	L	4-7	NJ
11/27	L	4-5*	at BOS	3/5	W	4-2	at BUF
11/28	W	4-3*	BOS	3/6	W	5-1	VAN
12/1	L	4-8	at STL	3/8	W	4-2	at QUE
12/3	W	7-5	at SJ	3/10	L	3-5	at TOR
12/5	L	3-7	at LA	3/13	T	3-3*	BUF
12/9	W	6-2	OTT	3/16	W	4-3*	at TB
12/11	L	3-9	at BUF	3/19	L	2-5	at WSH
12/12	T	1-1	BUF	3/22	L	4-5	at BOS
12/16	W	6-3	WSH	3/24	L	5-6*	MTL
12/18	L	3-4	at WSH	3/27	W	2-1	at MIN
12/19	T	4-4*	NYR	3/28	L	0-3	at CHI
12/21	W	5-2	at MTL	3/30	L	1-3	BOS
12/23	W	3-1	TB	4/1	L	2-10	at PIT
12/26	L	4-9	BOS	4/3	W	7-3	OTT
12/27	L	2-6	at NJ	4/5	W	5-4	at NYR
12/31	L	2-6	QUE	4/7	W	6-1	at OTT
1/2	L	2-3*	at BOS	4/10	L	3-6	at QUE
1/3	T	6-6*	MIN	4/11	L	2-4	TOR
1/6	L	1-3	BUF	4/13	T	3-3*	at NYI
1/9	W	4-2	QUE	4/14	W	5-4*	NYI
1/10	L	5-7	MTL	4/16	L	4-5*	PHI

MAJOR TRADES

- 06/15/92** – Obtained Nick Kypreos from WSH for Mark Hunter and Yvon Corriveau.
- 08/28/92** – Obtained Sean Burke and Eric Weinrich from NJ for Bobby Holik, a 2nd-round 1993 draft pick (Jay Pandolfo) and future considerations.
- 09/03/92** – Obtained Mark Janssens from MIN for James Black.
- 11/24/92** – Traded John Cullen to TOR for a 1993 2nd-round pick (later traded to SJ in Chris Pronger trade).
- 03/22/93** – Obtained Robert Kron, 1993 3rd-round pick (Marek Malik) and future considerations from VAN for Murray Craven and the 1993 5th-round pick from VAN in the Corrie D'Alessio trade.
- 05/17/93** – Obtained Jim Sandlak from VAN to complete the 03/22 trade.

FINAL STATISTICS (W/halers games only)

PLAYER	SCORING									
	GP	G	A	PTS	PIM	PP	SH	GW	GT	
GEOFF SANDERSON	82	46	43	89	28	21	2	4	0	
ANDREW CASSELS	84	21	65	86	62	8	3	1	0	
PAT VERBEEK	84	39	43	82	197	16	0	6	2	
ZARLEY ZALAPSKI	83	14	51	65	94	8	1	0	0	
TERRY YAKE	66	22	31	53	46	4	1	2	0	
PATRICK POULIN	81	20	31	51	37	4	0	2	0	
ERIC WEINRICH	79	7	29	36	76	0	2	2	0	
MICHAEL NYLANDER	59	11	22	33	36	3	0	1	0	
MARK JANSSENS	76	12	17	29	237	0	0	1	0	
NICK KYPREOS	75	17	10	27	325	0	0	2	1	
ADAM BURT	65	6	14	20	116	0	0	0	0	
YVON CORRIVEAU	37	5	5	10	14	1	0	1	0	
RANDY CUNNEYWORTH	39	5	4	9	63	0	0	1	0	
ROBERT PETROVICKY	42	3	6	9	45	0	0	0	0	
JIM MCKENZIE	64	3	6	9	202	0	0	0	0	
DAN KEZMER	23	4	4	8	28	2	0	1	0	
DOUG HOUDA	60	2	6	8	167	0	0	0	0	
MARK GREIG	22	1	7	8	27	0	0	0	0	
JOE DAY	24	1	7	8	47	0	0	0	0	
RANDY LADOUCEUR	62	2	4	6	109	0	0	0	0	
TIM KERR	22	0	6	6	7	0	0	0	0	
ROBERT KRON	13	4	2	6	4	2	0	0	0	
JAMIE LEACH	19	3	2	5	2	0	0	0	0	
ALLEN PEDERSEN	59	1	4	5	60	0	0	0	0	
PAUL GILLIS	21	1	1	2	40	0	0	0	0	
SEAN BURKE	50	0	2	2	25	0	0	0	0	
CHRIS GOVEDARIS	7	1	0	1	0	0	0	0	0	
MARIO GOSSELIN	16	0	1	1	0	0	0	0	0	
CORRIE D'ALESSIO	1	0	0	0	0	0	0	0	0	
SCOTT DANIELS	1	0	0	0	19	0	0	0	0	
BARRY NIECKAR	2	0	0	0	2	0	0	0	0	
MIKE LENARDUZZI	3	0	0	0	0	0	0	0	0	
JIM AGNEW	16	0	0	0	68	0	0	0	0	
FRANK PIETRANGELO	30	0	0	0	4	0	0	0	0	

GOALTENDING

PLAYER	GP	MINS	GA	GAA	SO	W-L-T
CORRIE D'ALESSIO	1	11	0	0.00	0	0-0-0
MIKE LENARDUZZI	3	168	9	3.21	0	1-1-1
MARIO GOSSELIN	16	867	57	3.94	0	5-9-1
SEAN BURKE	50	2656	184	4.16	0	16-27-3
FRANK PIETRANGELO	30	1373	111	4.85	0	4-15-1

SEASON HIGHLIGHTS

- Geoff Sanderson represents the Whalers in the NHL All-Star Skills Competition, and he is chosen as Hartford's MVP by his teammates. Sanderson leads the team with 46 goals and 89 points, including a club record 21 power play goals.
- Andrew Cassels leads the Whalers in assists with 65 in his first full season in Hartford.
- Brian Burke joins the Whalers as general manager.
- Nick Kypreos ties a club record with 42 penalty minutes on December 11 at Buffalo en route to winning the Favorite Whaler and Heavy Hitter awards.
- Captain Pat Verbeek registers his first two hat tricks as a Whaler against Edmonton 2/20 and the New York Islanders 2/28.

1991-92 IN REVIEW

CLOSING GAME ROSTER vs. Philadelphia Flyers (away 4/15/92)

3 Zarley Zalapski	D	11 John Cullen	C	24 Bobby Holik	RW	35 Kay Whitmore	G
5 Steve Konroyd	D	12 Murray Craven	LW	25 Mark Bergevin	D	36 Daniel Shank	RW
6 Adam Burt	D	16 Pat Verbeek	LW	26 Mark Hunter	RW	37 Patrick Poulin	LW
7 Randy Cunneynworth	LW	20 Yvon Corriveau	LW	29 Randy Ladouceur	D	40 Frank Pietrangelo	G
8 Geoff Sanderson	LW	21 Andrew Cassels	C	34 Mikael Anderson	C	46 Todd Richards	D

FINAL ADAMS DIVISION STANDINGS

	GP	W	L	T	GF	GA	PTS
MONTREAL	80	41	28	11	267	207	93
BOSTON	80	36	32	12	270	275	84
BUFFALO	80	31	37	12	289	299	74
HARTFORD*	80	26	41	13	247	283	65
QUEBEC	80	20	48	12	255	318	52

*Lost to Montreal in Adams Division Semi-Finals, 4-3.

COMPLETE RESULTS (*Overtime)

DATE	W/L	SCORE	OPP.	DATE	W/L	SCORE	OPP.
10/5	L	2-4	at QUE	1/15	L	3-4	BOS
10/8	T	2-2*	MTL	1/16	L	3-4*	at BOS
10/12	W	5-2	NYR	1/21	T	3-3*	WIN
10/14	W	4-3	at MTL	1/25	T	4-4*	BOS
10/16	W	3-2	at WIN	1/26	L	1-3	at MTL
10/19	W	4-1	BUF	1/28	L	3-4	MIN
10/23	W	3-0	SJ	1/31	L	1-4	at EDM
10/26	L	2-4	CHI	2/1	T	4-4*	at VAN
10/27	L	1-5	at BUF	2/4	L	5-6	at SJ
10/30	T	4-4*	LA	2/6	T	5-5*	at LA
11/1	L	5-8	at DET	2/9	T	4-4*	MIN
11/2	W	6-5	at PIT	2/11	W	5-1	BUF
11/6	L	2-3	CGY	2/13	L	1-3	EDM
11/9	W	4-3	at STL	2/15	L	1-4	at NJ
11/10	L	0-3	CHI	2/16	L	4-5	at BUF
11/12	W	5-4	QUE	2/19	T	2-2*	MTL
11/14	T	2-2*	MTL	2/22	W	4-0	QUE
11/16	L	4-5*	BOS	2/23	L	0-4	DET
11/17	W	3-1	at TOR	2/25	L	2-5	STL
11/22	L	2-8	at NJ	2/27	W	8-4	at PIT
11/23	L	2-3	WSH	2/29	W	5-4*	at MIN
11/25	L	2-5	at QUE	3/1	L	4-9	at NYR
11/27	W	7-3	at PHI	3/3	W	4-0	BOS
11/30	W	3-2	MTL	3/5	L	4-10	QUE
12/1	L	4-5	BOS	3/7	L	1-5	VAN
12/4	L	0-3	TOR	3/9	L	0-2	at QUE
12/7	T	6-6*	BUF	3/11	W	4-0	LA
12/13	W	8-4	at BUF	3/13	W	1-0	at WIN
12/14	L	2-6	NYR	3/14	L	1-3	at EDM
12/17	L	2-4	NYI	3/16	W	4-3	at CGY
12/19	L	1-4	NJ	3/18	L	2-3	at VAN
12/21	L	2-3*	at MTL	3/21	L	4-5	SJ
12/23	W	4-3	BUF	3/22	T	2-2*	PIT
12/26	L	2-3	at BOS	3/24	W	8-2	at WSH
12/28	L	1-4	at QUE	3/26	L	2-7	at STL
12/29	W	6-4	NYI	3/28	L	1-3	CHI
1/2	W	4-1	QUE	3/29	T	2-2*	at BUF
1/4	T	2-2*	WSH	4/12	W	4-2	PHI
1/9	L	1-2	at NYI	4/13	L	3-6	at BOS
1/11	L	2-3	at MTL	4/15	W	4-3*	at PHI

MAJOR TRADES

09/17/91 – Andrew Cassels is acquired from MTL for a 1992 second-round draft pick (Valeri Bure).

11/13/91 – Murray Craven and a 1992 fourth-round draft pick (Kevin Smyth) acquired from PHI for Kevin Dineen.

01/24/92 – Steve Konroyd is acquired from CHI for Rob Brown.

03/10/92 – Frank Pietrangelo is acquired from PIT for 1994 third- and seventh-round picks (Sven Butenschon and Serge Habin).

07/08/92 – Tim Kerr is acquired from NYR for a 1993 seventh-round draft pick (Sergei Kondrashkin).

FINAL STATISTICS (Whalers games only)

PLAYER	SCORING										
	GP	G	A	PTS	PIM	PP	SH	GW	GT		
JOHN CULLEN	77	26	51	77	141	10	0	4	0		
PAT VERBEEK	76	22	35	57	243	10	0	3	0		
ZARLEY ZALAPSKI	79	20	37	57	116	4	0	3	1		
MURRAY CRAVEN	61	24	30	54	38	8	4	1	1		
MIKAEL ANDERSSON	74	18	29	47	14	1	3	1	0		
BOBBY HOLIK	76	21	24	45	44	1	0	2	1		
ANDREW CASSELS	67	11	30	41	18	2	2	3	0		
GEOFF SANDERSON	64	13	18	31	18	2	0	1	0		
ROB BROWN	42	16	15	31	39	13	0	2	2		
BRAD SHAW	62	3	22	25	44	0	0	0	0		
ADAM BURT	66	9	15	24	93	4	0	1	0		
MARC BERGEVIN	75	7	17	24	64	4	1	1	0		
MARK HUNTER	63	10	13	23	159	5	0	0	0		
YVON CORRIVEAU	38	12	8	20	36	3	0	0	0		
RANDY CUNNEYWORTH	39	7	10	17	71	0	0	1	0		
STEVE KONROYD	33	2	10	12	32	1	0	0	0		
JAMES BLACK	30	4	6	10	14	1	0	1	0		
RANDY LADOUCEUR	74	1	9	10	127	0	0	0	0		
DOUG HOUDA	56	3	6	9	125	1	0	1	0		
MICHEL PICARD	25	3	5	8	6	1	0	0	0		
JIM MCKENZIE	67	5	1	6	87	0	0	0	1		
KEVIN DINEEN	16	4	2	6	23	1	0	1	0		
MARK GREIG	17	0	5	5	6	0	0	0	0		
ED KASTELIC	25	1	3	4	61	0	0	0	0		
JOHN STEVENS	21	0	4	4	19	0	0	0	0		
BARRY PEDERSON	5	2	2	4	0	1	0	0	0		
PAUL CYR	17	0	3	3	19	0	0	0	0		
JOE DAY	24	0	3	3	10	0	0	0	0		
DANIEL SHANK	13	2	0	2	18	0	0	0	0		
TERRY YAKE	15	1	1	2	4	0	0	0	0		
PAUL GILLIS	12	0	2	2	48	0	0	0	0		
PETER SIDORKIEWICZ	35	0	1	1	2	0	0	0	0		
KAY WHITMORE	45	0	1	1	16	0	0	0	0		
JERGUS BACA	1	0	0	0	0	0	0	0	0		
DAN KECZMER	1	0	0	0	0	0	0	0	0		
PATRICK POULIN	1	0	0	0	2	0	0	0	0		
MIKE TOMLAK	6	0	0	0	0	0	0	0	0		
TODD RICHARDS	6	0	0	0	2	0	0	0	0		
FRANK PIETRANGELO	5	0	0	0	0	0	0	0	0		
LEE NORWOOD	6	0	0	0	16	0	0	0	0		
CHRIS TANCILL	10	0	0	0	2	0	0	0	0		

PLAYER	GOALTENDING					
	GP	MINS	GA	GAA	SO	W-L-T
KAY WHITMORE	45	2567	155	3.62	3	14-21-6
PETER SIDORKIEWICZ	35	1995	111	3.34	2	9-19-6
FRANK PIETRANGELO	5	306	12	2.35	0	3-1-1

SEASON HIGHLIGHTS

- Rick Ley is replaced as coach of the club by Jim Roberts – June 7, 1991.
- Jim Roberts becomes the seventh head coach in the 12-year history of the Hartford Whalers – June 7, 1991.
- Jay Leach is named head coach of the Springfield Indians, replacing Roberts – August 7, 1991.
- John Cullen is chosen by his teammates as the team's MVP, and is selected to represent the Whalers in the NHL All-Star Game.

CLOSING GAME ROSTER vs. Boston Bruins (away 4/13/91)

3 Zarley Zalapski	D	17 Todd Krygier	LW	27 Doug Houda	D	35 Kay Whitmore	G
4 Rob Brown	RW	18 Paul Cyr	LW	28 Mike Tomlak	C	38 Terry Yake	C
11 Kevin Dineen	RW	20 Yvon Corriveau	LW	29 Randy Ladouceur	D	46 Todd Richards	D
12 Dean Evason	C	21 Sylvain Cote	D	30 Peter Sidorkiewicz	G		
15 John Cullen	C	24 Bobby Holik	RW	32 Brad Shaw	D		
16 Pat Verbeek	RW	26 Mark Hunter	RW	33 Jim McKenzie	LW		

FINAL ADAMS DIVISION STANDINGS

	GP	W	L	T	GF	GA	PTS
BOSTON	80	44	24	12	299	264	100
MONTREAL	80	39	30	11	273	249	89
BUFFALO	80	31	30	19	292	278	81
HARTFORD*	80	31	38	11	238	276	73
QUEBEC	80	16	50	14	236	354	46

*Lost to Boston in Adams Division Semifinals 4-2.

COMPLETE RESULTS (*Overtime)

DATE	W/L	SCORE	OPP.	DATE	W/L	SCORE	OPP.
10/4	T	3-3*	QUE	1/2	W	5-2	at VAN
10/6	W	5-4	NYR	1/5	W	4-3	WIN
10/8	L	3-5	at MTL	1/8	L	3-4*	at LA
10/10	W	4-3	BUF	1/10	W	5-4	at VAN
10/12	L	2-4	at DET	1/12	T	2-2*	at TOR
10/13	W	5-2	MTL	1/13	L	3-4	at NYR
10/16	T	1-1*	at QUE	1/16	W	4-3	LA
10/17	W	3-1	at TOR	1/23	W	5-4	CGY
10/19	L	2-5	at LA	1/24	L	0-3	at BOS
10/24	L	0-3	at MIN	1/26	W	5-3	PHI
10/27	L	2-4	VAN	1/29	L	1-8	NYI
10/28	L	0-5	at BUF	1/31	L	3-4*	at STL
10/31	L	2-4	MTL	2/2	W	2-0	at PHI
11/3	L	1-4	STL	2/3	T	1-1*	at NYI
11/6	T	1-1*	CHI	2/6	W	5-1	EDM
11/9	L	4-5	at WIN	2/9	L	2-5	CGY
11/10	W	3-2	at MIN	2/10	W	3-1	CHI
11/14	W	3-1	BOS	2/13	W	6-2	DET
11/15	W	4-2	at NJ	2/15	L	3-5	at NYR
11/17	W	4-2	WSH	2/16	W	2-1	at MTL
11/21	T	4-4*	QUE	2/20	W	5-3	MTL
11/23	W	4-3	at BOS	2/23	L	4-5	BUF
11/24	L	3-4	BOS	2/24	T	5-5*	at BUF
11/28	L	3-4	QUE	2/26	L	4-5	at WIN
11/29	W	6-4	at PIT	2/28	L	3-6	at CHI
12/1	L	2-4	EDM	3/2	T	3-3*	at QUE
12/3	W	4-2	at MTL	3/3	T	4-4*	TOR
12/5	L	3-4	MTL	3/5	L	1-4	STL
12/7	W	4-3*	at BUF	3/9	L	2-5	PIT
12/8	W	3-1	PIT	3/10	L	1-2	QUE
12/12	L	1-5	BOS	3/12	W	3-2	at WSH
12/13	L	2-8	at BOS	3/14	W	4-2	DET
12/15	W	3-2	at WSH	3/16	W	6-2	NJ
12/18	L	3-4*	BUF	3/17	L	1-6	at BUF
12/20	L	2-4	at NYI	3/19	T	1-1*	BOS
12/22	W	1-0	PHI	3/23	L	3-7	at QUE
12/23	L	2-5	MIN	3/25	L	2-3*	at MTL
12/26	W	4-1	at QUE	3/27	L	3-4*	at NJ
12/29	L	2-8	at CGY	3/30	T	5-5*	BUF
12/30	L	3-4	at EDM	3/31	L	3-7	at BOS

MAJOR TRADES

12/02/90 – Rob Brown is acquired from PIT for Scott Young.

02/20/91 – Doug Houda is acquired from DET for Doug Crossman.

03/04/91 – John Cullen, Zarley Zalapski and Jeff Parker are acquired from PIT for Ron Francis, Ulf Samuelsson and Grant Jennings.

FINAL STATISTICS (Whalers games only)

PLAYER	SCORING									
	GP	G	A	PTS	PIM	PP	SH	GW	GT	
PAT VERBEEK	80	43	39	82	246	15	0	5	1	
RON FRANCIS	67	21	55	76	51	10	1	6	0	
KEVIN DINEEN	61	17	30	47	104	4	0	2	0	
BOBBY HOLIK	78	21	22	43	113	8	0	3	0	
ROB BROWN	44	18	24	42	101	10	0	2	0	
RAY FERRARO	61	19	16	35	52	5	0	1	1	
BRAD SHAW	72	4	28	32	29	2	0	1	0	
TODD KRYGIER	72	13	17	30	95	3	0	2	3	
DEAN EVASON	75	6	23	29	170	1	0	0	0	
PAUL CYR	70	12	13	25	107	0	1	2	0	
DOUG CROSSMAN	41	4	19	23	19	2	0	0	0	
CAREY WILSON	45	8	15	23	16	4	0	1	0	
ULF SAMUELSSON	62	3	18	21	174	0	0	0	0	
SYLVAIN COTE	73	7	12	19	17	1	0	0	0	
JOHN CULLEN	13	8	8	16	18	4	0	1	0	
MIKE TOMLAK	64	8	8	16	55	0	1	0	0	
SCOTT YOUNG	34	6	9	15	8	3	1	2	0	
RANDY CUNNEYWORTH	32	9	5	14	49	0	0	1	0	
MIKAEL ANDERSSON	41	4	7	11	8	0	0	0	0	
ADAM BURT	42	2	7	9	63	1	0	1	0	
MARK HUNTER	11	4	3	7	40	1	0	0	0	
JIM MCKENZIE	41	4	3	7	108	0	0	0	0	
DAVE BABYCH	8	0	6	6	4	0	0	0	0	
ZARLEY ZALAPSKI	11	3	3	6	6	3	0	0	0	
GRANT JENNINGS	44	1	4	5	82	0	0	0	0	
TERRY YAKE	19	1	4	5	10	0	0	1	0	
RANDY LADOUCEUR	67	1	3	4	118	0	0	0	0	
CHRIS GOVEDARIS	14	1	3	4	4	0	0	1	0	
ED KASTELIC	45	2	2	4	211	0	0	0	0	
TODD RICHARDS	2	0	4	4	2	0	0	0	0	
PETER SIDORKIEWICZ	52	0	4	4	6	0	0	0	0	
DOUG HOUDA	19	1	2	3	41	0	0	0	1	
YVON CORRIVEAU	23	1	1	2	18	0	0	0	0	
CHRIS TANCILL	9	1	1	2	4	0	1	0	0	
JERGUS BACA	9	0	2	2	14	0	0	0	0	
GEOFF SANDERSON	2	1	0	1	0	0	0	0	0	
JOHN STEVENS	14	0	1	1	11	0	0	0	0	
MICHEL PICARD	5	1	0	1	2	0	0	0	0	
KAY WHITMORE	18	0	1	1	4	0	0	0	0	
BRIAN CHAPMAN	3	0	0	0	29	0	0	0	0	
MARC BERGEVIN	4	0	0	0	4	0	0	0	0	
MARK GREIG	4	0	0	0	0	0	0	0	0	
JAMES BLACK	1	0	0	0	0	0	0	0	0	
JEFF PARKER	4	0	0	0	2	0	0	0	0	
ROSS MCKAY	1	0	0	0	0	0	0	0	0	
DARYL REAUGH	20	0	0	0	4	0	0	0	0	

GOALTENDING

PLAYER	GP	MINS	GA	GAA	SO	W-L-T
PETER SIDORKIEWICZ	52	2953	164	3.33	1	21-22-7
DARYL REAUGH	20	1010	53	3.15	1	7-7-1
KAY WHITMORE	18	850	52	3.67	0	3-9-3
ROSS MCKAY	1	35	3	5.14	0	0-0-0

SEASON HIGHLIGHTS

- Pat Verbeek is chosen by his teammates as team MVP, and he is the Whalers' representative in the NHL All-Star Game.
- John Cullen finishes fifth in the NHL scoring race with 110 points, the highest point total ever recorded by a Whaler in the team's WHA and NHL history.
- Kevin Dineen is selected as the NHL Budweiser Man-of-the-Year.

1989-90 IN REVIEW

CLOSING GAME ROSTER vs. Boston Bruins (home 4/17/90)

5 Ulf Samuelsson	D	12 Dean Evason	C	21 Sylvain Cote	D	29 Randy Ladouceur	D
7 Randy Cunneynworth	LW	14 Chris Govedaris	RW	25 Grant Jennings	D	30 Peter Sidorkiewicz	G
8 Jody Hull	RW	15 Dave Tippett	LW	26 Ray Ferraro	C	32 Brad Shaw	D
10 Ron Francis	C	16 Pat Verbeek	RW	27 Scott Young	RW	35 Kay Whitmore	G
11 Kevin Dineen	RW	17 Todd Krygier	LW	28 Mike Tomlak	C	44 Dave Babych	D

FINAL ADAMS DIVISION STANDINGS

	GP	W	L	T	GF	GA	PTS
BOSTON	80	46	25	9	289	232	101
BUFFALO	80	45	27	8	286	248	98
MONTREAL	80	41	28	11	288	234	93
HARTFORD*	80	38	33	9	275	268	85
QUEBEC	80	12	61	7	240	407	31

*Lost to Boston in Adams Division Semifinals 4-3.

COMPLETE RESULTS (*Overtime)

DATE	W/L	SCORE	OPP.	DATE	W/L	SCORE	OPP.
10/5	L	1-4	MTL	1/5	L	4-6	at CGY
10/7	L	4-6	MIN	1/6	T	4-4*	at EDM
10/8	W	9-6	at QUE	1/10	W	3-1	at VAN
10/11	W	4-1	WSH	1/13	W	6-3	at LA
10/13	L	1-4	at BUF	1/15	L	1-4	at BOS
10/14	L	2-3	BUF	1/17	T	5-5*	BOS
10/18	W	2-1	BUF	1/19	T	3-3*	CGY
10/19	L	3-7	at NYR	1/23	W	4-2	NYI
10/21	T	3-3*	DET	1/25	L	2-3	at STL
10/23	L	2-3	at MTL	1/27	W	6-4	CHI
10/25	W	2-0	QUE	1/30	T	4-4*	EDM
10/26	W	7-3	at NJ	2/1	L	1/2	at PHI
10/28	W	1-0	at BOS	2/3	W	5-1	at QUE
11/1	L	3-5	STL	2/4	L	0-2	at MTL
11/3	W	4-3	at DET	2/7	W	5-3	at MIN
11/4	W	6-3	LA	2/9	L	1-4	VAN
11/8	L	3-6	BUF	2/10	W	6-2	TOR
11/10	W	4-2	at WIN	2/14	T	6-6*	at TOR
11/12	L	2-4	at CHI	2/17	L	3-7	at MTL
11/14	W	3-0	at DET	2/18	W	6-4	at BUF
11/15	L	2-5	BOS	2/21	W	3-2	QUE
11/18	L	2-3	NYR	2/23	L	3-7	at BUF
11/22	L	2-4	QUE	2/24	L	1-3	WIN
11/25	W	5-2	PHI	2/28	W	3-1	MTL
11/26	L	2-4	at BUF	3/2	W	4-3	at WSH
11/28	L	2-4	BUF	3/3	W	6-4	NYR
11/30	W	5-3	at STL	3/6	W	4-2	at NYI
12/2	W	4-3	at MON	3/8	L	6-7	TOR
12/6	L	3-4	NYI	3/10	L	0-5	BUF
12/7	W	4-3	at BOS	3/11	L	3-4	BOS
12/9	W	7-3	NJ	3/13	W	1-0	at VAN
12/13	L	2-5	LA	3/17	L	4-5	at CGY
12/14	W	3-2	at PHI	3/18	W	3-1	at EDM
12/16	L	2-5	WSH	3/21	W	4-1	QUE
12/19	W	8-4	at PIT	3/24	W	7-4	MTL
12/20	W	4-3	BOS	3/25	W	4-2	PIT
12/23	W	4-3	MIN	3/27	T	3-3*	at PIT
12/26	T	3-3*	at QUE	3/29	L	2-3	at BOS
12/30	L	3-7	at CHI	3/31	W	3-2	at QUE
1/3	L	2-4	WIN	4/1	T	1-1*	MTL

MAJOR TRADES

- 06/17/89** – Obtained Pat Verbeek from NJ for Sylvain Turgeon.
- 12/13/89** – Obtained Randy Cunneynworth from WPG for Paul MacDermid.
- 03/05/90** – Obtained Yvon Corriveau from WSH for Mike Liut.

FINAL STATISTICS (Whalers games only)

PLAYER	SCORING							GW	GT
	GP	G	A	PTS	PIM	PP	SH		
RON FRANCIS	80	32	69	101	73	15	1	5	1
PAT VERBEEK	80	44	45	89	228	14	0	5	1
KEVIN DINEEN	67	25	41	66	164	8	2	2	2
SCOTT YOUNG	80	24	40	64	47	10	2	5	0
RAY FERRARO	79	25	29	54	109	7	0	4	1
DEAN EVASON	78	18	25	43	138	2	2	2	0
DAVE BABYCH	72	6	37	43	62	4	0	1	0
MIKAEL ANDERSSON	50	13	24	37	6	1	2	2	0
BRAD SHAW	64	3	32	35	30	3	0	0	0
TODD KRYGIER	58	18	12	30	52	5	1	3	1
RANDY CUNNEYNWORTH	43	9	9	18	41	2	0	1	0
DAVE TIPPETT	66	8	19	27	32	0	1	3	0
MIKE TOMLAK	70	7	14	21	48	1	1	2	0
YVON CORRIVEAU	13	4	1	5	20	0	0	0	0
JODY HULL	38	7	10	17	21	2	0	0	0
RANDY LADOUCEUR	71	3	12	15	126	0	0	0	0
ULF SAMUELSSON	55	2	11	13	177	0	0	0	0
ADAM BURT	63	4	8	12	105	1	0	0	1
GRANT JENNINGS	64	3	6	9	171	0	0	0	0
ED KASTELIC	67	6	2	8	198	0	0	0	0
SYLVAIN COTE	28	4	2	6	14	1	0	1	1
JOEL QUENNEVILLE	44	1	4	5	34	0	0	0	0
BRIAN LAWTON	13	2	1	3	6	1	0	0	0
TOM MARTIN	21	1	2	3	37	0	0	0	0
TERRY YAKE	2	0	1	1	0	0	0	0	0
JIM CULHANE	6	0	1	1	6	0	0	0	0
KAY WHITMORE	9	0	1	1	4	0	0	0	0
CHRIS GOVEDARIS	12	0	1	1	6	0	0	0	0
PETER SIDORKIEWICZ	46	0	1	1	4	0	0	0	0
MIKE LIUT	29	0	0	0	0	0	0	0	0
JAMES BLACK	1	0	0	0	0	0	0	0	0
BOB BODAK	1	0	0	0	7	0	0	0	0
ALLEN TUER	2	0	0	0	6	0	0	0	0
JIM McKENZIE	5	0	0	0	4	0	0	0	0
STEVE DYKSTRA	9	0	0	0	2	0	0	0	0
MARC LAFORGE	9	0	0	0	43	0	0	0	0

GOALTENDING

PLAYER	GP	MINS	GA	GAA	SO	W-L-T
MIKE LIUT	29	1683	74	2.64	3	15-12-1
KAY WHITMORE	9	442	26	3.53	0	4-2-1
PETER SIDORKIEWICZ	46	2703	161	3.57	1	19-19-7

SEASON HIGHLIGHTS

- Ron Francis selected to play in his fourth NHL All-Star Game.
- Pat Verbeek is only NHL player to lead team in goals (44) and penalty minutes (228).
- Whalers produce second best record to date in their NHL history with 38-33-9 mark.
- Whalers sign 1989 first-round draft choice Bobby Holik to multi-year contract.
- Holik was visiting the U.S. after agreement was reached to allow him to play for Hartford in 1990-91 season.
- Whalers select Mikael Andersson in NHL Waiver Draft. Andersson goes on to tally career-high 37 points in 50 games.

CLOSING GAME ROSTER vs. Montreal Canadiens (home 4/9/89)

3 Joel Quenneville	D	12 Dean Evason	C	21 Sylvain Cote	D	30 Peter Sidorkiewicz	G
5 Ulf Samuelsson	D	14 Don Maloney	LW	23 Paul MacDermid	RW	32 Brad Shaw	D
7 Brian Lawton	C	15 Dave Tippett	LW	25 Grant Jennings	D	33 Norm Maciver	D
10 Ron Francis	C	16 Sylvain Turgeon	LW	26 Ray Ferraro	C	35 Kay Whitmore	G
11 Kevin Dineen	RW	20 John Anderson	LW	27 Scott Young	RW	44 Dave Babych	D

FINAL ADAMS DIVISION STANDINGS

	GP	W	L	T	GF	GA	PTS
MONTREAL	80	53	18	9	315	218	115
BOSTON	80	37	29	14	289	256	88
BUFFALO	80	38	35	7	291	299	83
HARTFORD*	80	37	38	5	299	290	79
QUEBEC	80	27	46	7	262	342	61

*Lost to Montreal in Adams Division Semifinals 4-0.

COMPLETE RESULTS (*Overtime)

DATE	W/L	SCORE	OPP.	DATE	W/L	SCORE	OPP.
10/6	L	2-5	QUE	1/10	W	2-1	at WIN
10/8	L	2-6	BOS	1/14	L	6-9	at LA
10/9	L	1-3	at BOS	1/16	L	3-5	at TOR
10/12	W	4-3	at NYR	1/18	L	1-3	at MTL
10/15	W	7-5	CHI	1/19	W	6-4	MTL
10/19	L	4-5	at MTL	1/21	W	5-4	LA
10/22	W	8-6	PHI	1/23	W	5-0	at QUE
10/26	W	7-1	at BUF	1/25	T	3-3*	STL
10/28	L	3-5	at NJ	1/27	W	8-6	at NJ
10/29	W	3-0	NJ	1/28	L	2-3*	QUE
11/1	L	3-5	MTL	1/31	L	3-5	BUF
11/3	W	5-3	at BOS	2/3	L	0-1	at WSH
11/3	L	3-6	MTL	2/4	L	3-5	at NYI
11/5	L	2-3	VAN	2/9	W	5-2	BUF
11/7	L	3-6	at CGY	2/11	W	7-3	WIN
11/9	T	1-1*	at VAN	2/15	W	4-2	at TOR
11/10	L	2-7	at LA	2/18	W	4-3	at MIN
11/12	W	3-1	at MIN	2/19	L	6-7*	at WIN
11/16	L	3-4	DET	2/21	L	4-7	at EDM
11/18	L	2-3	at WSH	2/23	W	4-2	QUE
11/19	L	2-5	CGY	2/25	L	1-9	BOS
11/23	W	4-3	QUE	2/26	W	8-6	PIT
11/26	W	4-2	at QUE	2/28	W	3-1	at NYI
12/2	W	6-1	at BUF	3/2	W	2-1	VAN
12/3	L	2-4	MIN	3/4	L	1-6	MTL
12/6	W	9-0	BUF	3/5	W	3-0	TOR
12/8	W	5-4	NYR	3/8	W	7-3	EDM
12/10	W	4-1	CGY	3/11	L	3-5	at MTL
12/14	L	3-4	at CHI	3/12	T	3-3*	PHI
12/15	T	3-3*	at STL	3/14	W	8-2	NYI
12/17	L	2-4	EDM	3/16	L	1-6	BUF
12/19	L	1-2	at MTL	3/18	L	2-8	WSH
12/21	L	3-4	BOS	3/19	W	3-2	at BOS
12/23	L	4-5	at PHI	3/22	W	4-2	BOS
12/26	L	3-4*	PIT	3/23	L	3-6	at QUE
12/28	T	4-4*	at QUE	3/25	W	4-0	STL
12/30	W	4-3	DET	3/28	L	2-4	at BUF
12/31	W	3-2	at DET	3/30	W	9-5	at PIT
1/2	L	4-5	at NYR	4/1	W	6-1	CHI
1/4	W	5-4*	at BUF	4/2	L	2-3	at BOS

MAJOR TRADES

07/09/88 – Obtained Ed Kastelic and Grant Jennings from WSH for Mike Millar and Neil Sheehy.

12/26/88 – Obtained Don Maloney, Brian Lawton and Norm Maciver from NYR for Carey Wilson and a fifth-round 1990 draft choice (Lubos Rob).

FINAL STATISTICS (Whalers games only)

PLAYER	SCORING							PIM	PP	SH	GW	GT
	GP	G	A	PTS	PIM	PP	SH					
KEVIN DINEEN	79	45	44	89	167	20	1	4	0			
RON FRANCIS	69	29	48	77	36	8	0	4	0			
RAY FERRARO	80	41	35	76	86	11	0	7	0			
SCOTT YOUNG	76	19	40	59	27	6	0	2	0			
DAVE BABYCH	70	6	41	47	54	4	0	2	0			
PAUL MacDERMID	74	17	27	44	141	5	0	3	2			
DAVE TIPPETT	80	17	24	41	45	1	2	1	0			
JOHN ANDERSON	62	16	24	40	28	1	0	0	0			
ULF SAMUELSSON	71	9	26	35	181	3	0	2	0			
JODY HULL	60	16	18	34	10	6	0	2	0			
SYLVAIN TURGEON	42	16	14	30	40	7	0	1	0			
DEAN EVASON	67	11	17	28	60	0	0	0	0			
BRIAN LAWTON	35	10	16	26	28	7	0	2	0			
NORM MACIVER	37	1	22	23	24	1	0	0	0			
SYLVAIN COTE	78	8	9	17	49	1	0	0	0			
BRENT PETERSON	66	4	13	17	61	0	0	2	0			
DON MALONEY	21	3	11	14	23	1	0	1	0			
TOM MARTIN	38	7	6	13	113	0	0	1	0			
GRANT JENNINGS	55	3	10	13	159	0	0	0	0			
JOEL QUENNEVILLE	69	4	7	11	32	0	0	0	0			
RANDY LADOUCEUR	75	2	5	7	95	0	0	0	0			
PETER SIDORKIEWICZ	44	0	3	3	0	0	0	0	0			
DALLAS GAUME	4	1	1	2	0	0	0	0	0			
KAY WHITMORE	3	0	2	2	0	0	0	0	0			
MARK REEDS	7	0	2	2	6	0	0	0	0			
ED KASTELIC	10	0	2	2	15	0	0	0	0			
BRAD SHAW	3	1	0	1	0	1	0	0	0			
JIM PAVESE	5	0	0	0	5	0	0	0	0			
JIM THOMSON	5	0	0	0	14	0	0	0	0			
TERRY YAKE	2	0	0	0	0	0	0	0	0			
ALLAN TUER	4	0	0	0	23	0	0	0	0			
ADAM BURT	5	0	0	0	6	0	0	0	0			
MIKE LIUT	35	0	0	0	0	0	0	0	0			

GOALTENDING

PLAYER	GP	MIN	GA	GAA	SO	W-L-T
PETER SIDORKIEWICZ	44	2634	133	3.03	4	22-18-4
KAY WHITMORE	3	180	10	3.33	0	2-1-0
MIKE LIUT	35	2004	142	4.25	1	13-19-1

SEASON HIGHLIGHTS

- Kevin Dineen plays in the NHL All-Star Game for the third consecutive season – February 7, 1989.
- Dineen paces all Adams Division players with 45 goals and 89 points.
- Peter Sidorkiewicz named to NHL All-Rookie team.
- Dave Tippett extends consecutive games played streak to 417.
- At the conclusion of the season, Ed Johnston is named vice president and general manager, replacing Emile Francis, who stays as team president – May 11, 1989. Larry Pleau is fired as head coach, May 16, and replaced by Rick Ley, June 7.

1987-88 IN REVIEW

CLOSING GAME ROSTER vs. Montreal Canadiens (away 4/14/88)

0 Neil Sheehy	D	11 Kevin Dineen	RW	20 John Anderson	LW	29 Randy Ladouceur	D
1 Mike Liut	G	12 Dean Evason	C	21 Sylvain Cote	D	31 Richard Brodeur	G
3 Joel Quenneville	D	15 Dave Tippett	LW	23 Paul MacDermid	RW	32 Torrie Robertson	LW
7 Stewart Gavin	RW	16 Sylvain Turgeon	LW	25 Mike McEwen	D	33 Carey Wilson	C
10 Ron Francis	C	17 Brent Peterson	C	27 Scott Young	RW	44 Dave Babych	D

FINAL ADAMS DIVISION STANDINGS

	GP	W	L	T	GF	GA	PTS
MONTREAL	80	45	22	13	298	238	103
BOSTON	80	44	30	6	300	251	94
BUFFALO	80	37	32	11	283	305	85
HARTFORD*	80	35	38	7	249	267	77
QUEBEC	80	32	43	5	271	306	69

*Lost to Montreal in Adams Division Semifinals 4-2.

COMPLETE RESULTS (*Overtime)

DATE	W/L	SCORE	OPP.	DATE	W/L	SCORE	OPP.
10/8	L	1-5	QUE	1/11	W	4-3	at BOS
10/10	L	2-6	NYR	1/13	L	1-2	at CHI
10/11	L	2-5	at BOS	1/14	L	2-3	at STL
10/14	L	1-3	at NJ	1/16	W	4-3	at LA
10/16	L	2-6	at WSH	1/19	W	6-3	at MIN
10/17	W	4-3*	NJ	1/21	W	4-3	NYI
10/21	W	5-3	at BUF	1/23	W	5-0	MIN
10/24	W	5-3	CHI	1/24	W	2-1*	DET
10/28	T	2-2*	BUF	1/27	L	1-5	at CGY
10/31	W	7-4	PHI	1/29	W	4-2	at VAN
11/1	W	5-1	at QUE	1/30	L	2-5	at EDM
11/4	T	2-2*	BOS	2/1	L	4-5	at MTL
11/6	L	1-3	at DET	2/3	L	2-5	MTL
11/7	L	3-5	QUE	2/6	L	4-5	at PIT
11/11	T	0-0*	MTL	2/7	W	4-2	TOR
11/14	L	1-4	at BOS	2/13	W	4-1	at MTL
11/16	T	3-3*	at MTL	2/15	L	4-5*	at PHI
11/18	W	9-1	BUF	2/17	W	4-3	WIN
11/21	L	3-4	WSH	2/20	L	0-3	at NYI
11/25	L	5-6	MTL	2/21	L	2-7	NYI
11/27	W	4-2	at BUF	2/23	W	3-2	BOS
11/28	W	4-2	at TOR	2/25	L	2-5	at BOS
12/2	L	3-5	BOS	2/27	L	3-4	BUF
12/3	L	2-5	at PHI	3/1	L	3-6	at WIN
12/5	W	2-1	BUF	3/2	W	2-1	at CHI
12/8	W	5-4	at QUE	3/5	W	3-1	NYR
12/9	W	5-4	WSH	3/8	L	4-6	at QUE
12/12	W	3-2	LA	3/9	W	5-4	LA
12/15	T	2-2*	VAN	3/12	L	0-5	at MTL
12/17	L	0-2	STL	3/13	L	1-4	QUE
12/19	W	4-3	at EDM	3/15	L	6-8	CGY
12/20	T	3-3*	at VAN	3/19	W	5-3	at STL
12/22	L	5-6*	at CGY	3/20	L	1-2	at NYR
12/26	L	2-4	QUE	3/22	W	4-3	WIN
12/27	L	3-5	at QUE	3/24	W	3-2	at DET
12/30	W	3-1	TOR	3/26	W	8-1	MIN
1/2	T	1-1*	NJ	3/27	W	4-2	MTL
1/6	L	1-5	EDM	3/31	L	2-3	at BUF
1/8	L	1-3	at BUF	4/2	W	4-2	BOS
1/9	W	5-4*	PIT	4/3	L	2-4	at PIT

MAJOR TRADES

01/03/88 – Obtained Carey Wilson, Neil Sheehy and the rights to Lane MacDonald from CGY for Dana Murzyn and Shane Churla.

01/22/88 – Obtained Lindsay Carson from PHI for Paul Lawless.

03/08/88 – Obtained Richard Brodeur from VAN for Steve Weeks.

FINAL STATISTICS (WWhalers games only)

PLAYER	SCORING									
	GP	G	A	PTS	PIM	PP	SH	GW	GT	
RON FRANCIS	80	25	50	75	87	11	1	3	0	
KEVIN DINEEN	74	25	25	50	217	5	0	4	1	
RAY FERRARO	68	21	29	50	81	6	0	2	0	
DAVE BABYCH	71	14	36	50	54	10	0	2	1	
SYLVAIN TURGEON	71	23	26	49	71	13	0	3	0	
JOHN ANDERSON	63	17	32	49	20	9	0	3	0	
ULF SAMUELSSON	76	8	33	41	159	3	0	0	0	
CAREY WILSON	36	18	20	38	22	7	1	5	0	
DAVE TIPPETT	80	16	21	37	32	1	2	2	0	
PAUL MacDERMID	80	20	15	35	139	4	0	2	0	
DEAN EVASON	77	10	18	28	115	5	0	0	0	
SYLVAIN COTE	67	7	21	28	30	0	1	1	0	
STEWART GAVIN	56	11	10	21	59	2	3	1	1	
MIKE MILLAR	28	7	7	14	6	4	0	2	0	
TORRIE ROBERTSON	63	2	8	10	293	0	0	1	0	
LINDSAY CARSON	27	5	4	9	30	1	1	1	0	
PAUL LAWLESS	28	4	5	9	16	0	0	1	0	
SCOT KLEINENDORST	44	3	6	9	86	0	0	0	0	
BRENT PETERSON	52	2	7	9	40	0	0	0	1	
JOEL QUENNEVILLE	77	1	8	9	44	0	0	0	0	
RANDY LADOUCEUR	68	1	7	8	91	0	0	1	0	
DANA MURZYN	33	1	6	7	45	1	0	0	0	
MARK REEDS	38	0	7	7	31	0	0	0	0	
DAVE WILLIAMS	26	6	0	6	87	1	0	1	0	
NEIL SHEEHY	26	1	4	5	116	0	0	0	0	
TIM MARTIN	5	1	2	3	14	0	0	0	0	
MIKE McEWEN	9	0	3	3	10	0	0	0	0	
MIKE LIUT	60	0	1	1	4	0	0	0	0	
CHARLES BOURGEOIS	1	0	0	0	0	0	0	0	0	
GORD SHERVEN	1	0	0	0	0	0	0	0	0	
BRAD SHAW	1	0	0	0	0	0	0	0	0	
PETER SIDORKIEWICZ	1	0	0	0	0	0	0	0	0	
DOUG JARVIS	2	0	0	0	2	0	0	0	0	
SHANE CHURLA	2	0	0	0	14	0	0	0	0	
MIKE VELLUCCI	2	0	0	0	11	0	0	0	0	
SCOTT YOUNG	7	0	0	0	2	0	0	0	0	
RICHARD BRODEUR	6	0	0	0	2	0	0	0	0	
STEVE WEEKS	18	0	0	0	2	0	0	0	0	

GOALTENDING

PLAYER	GP	MINS	GA	GAA	SO	W-L-T
MIKE LIUT	60	3326	187	3.18	2	25-28-5
RICHARD BRODEUR	6	340	15	2.65	0	4-2-0
STEVE WEEKS	18	918	55	3.59	0	6-7-2
PETER SIDORKIEWICZ	1	60	6	6.00	0	0-1-0

SEASON HIGHLIGHTS

- The Whalers start the year 0-5, then go 5-0-2 and follow that with an 0-3-3 stretch.
- Whalers record first win at Edmonton – December 19, 1987, 4-3.
- Head coach Jack Evans is fired and replaced by Larry Pleau – February 7, 1988.
- Kevin Dineen is first Whaler to start an NHL All-Star Game – February 9, 1988.
- Whalers set Hartford home attendance record with average of 14,574 per game.
- Ulf Samuelsson voted team MVP by players.

CLOSING GAME ROSTER vs. Quebec Nordiques (away 4/16/87)

1 Mike Liut	G	11 Kevin Dineen	RW	18 Mike Crombeen	RW	31 Steve Weeks	G
3 Joel Quenneville	D	12 Dean Evason	C	20 Mike Zuke	C	32 Torrie Robertson	LW
5 Ulf Samuelsson	D	15 Dave Tippett	LW	21 Sylvain Cote	D	34 Jack Brownschilde	D
8 Risto Siltanen	D	16 Sylvain Turgeon	LW	26 Ray Ferraro	C	35 Scot Klienendorst	D
10 Ron Francis	C	17 Ray Neufeld	RW	29 Paul Fenton	LW	36 Paul MacDermid	RW

FINAL ADAMS DIVISION STANDINGS

	GP	W	L	T	GF	GA	PTS
HARTFORD*	80	43	30	7	287	270	93
MONTREAL	80	41	29	10	277	241	92
BOSTON	80	39	34	7	301	276	85
QUEBEC	80	31	39	10	267	276	72
BUFFALO	80	28	44	8	280	308	64

*Lost to Quebec in Adams Division Semifinals 4-2.

FINAL STATISTICS (Whalers games only)

PLAYER	SCORING							GW	GT
	GP	G	A	PTS	PIM	PP	SH		
RON FRANCIS	75	30	63	93	45	7	0	7	0
KEVIN DINEEN	78	40	39	79	110	11	0	7	0
JOHN ANDERSON	76	31	44	75	19	7	0	5	0
RAY FERRARO	80	27	32	59	42	14	0	2	0
DEAN EVASON	80	22	37	59	67	7	2	2	1
PAUL LAWLESS	60	22	32	54	14	4	0	2	1
STEWART GAVIN	79	20	22	42	28	3	2	4	1
DAVE BABYCH	66	8	33	41	44	7	0	1	0
SYLVAIN TURGEON	41	23	13	36	45	6	0	4	0
ULF SAMUELSSON	78	2	31	33	162	0	0	0	0
DAVE TIPPETT	80	9	22	31	42	0	3	2	0
DANA MURZYN	74	9	19	28	95	1	0	0	0
DOUG JARVIS	80	9	13	22	20	0	2	2	0
PAUL MacDERMID	72	7	11	18	202	0	0	1	0
MIKE McEWEN	48	8	8	16	32	5	0	2	0
DAVE SEMENKO	52	4	8	12	87	0	0	0	0
SCOT KLEINENDORST	66	3	9	12	130	0	0	0	0
JOEL QUENNEVILLE	37	3	7	10	24	0	1	1	0
SYLVAIN COTE	67	2	8	10	20	0	0	0	0
DAVE BARR	30	2	4	6	19	0	1	0	0
RANDY LADOUCEUR	36	2	3	5	51	0	0	0	0
MIKE MILLAR	10	2	2	4	0	1	0	0	0
MIKE LIUT	59	0	2	2	4	0	0	0	0
TIM BOTHWELL	4	1	0	1	0	0	0	0	0
TORRIE ROBERTSON	20	1	0	1	98	0	0	1	0
BILL GARDNER	8	0	1	1	0	0	0	0	0
SHANE CHURLA	20	0	1	1	78	0	0	0	0
GREG BRITZ	1	0	0	0	0	0	0	0	0
RAT HUGHES	2	0	0	0	2	0	0	0	0
BRAD SHAW	2	0	0	0	0	0	0	0	0
WAYNE BABYCH	4	0	0	0	4	0	0	0	0
YVES COURTEAU	4	0	0	0	0	0	0	0	0
GORD SHERVEN	7	0	0	0	0	0	0	0	0
STEVE WEEKS	25	0	0	0	0	0	0	0	0

GOALTENDING

PLAYER	GP	MINS	GA	GAA	SO	W-L-T
MIKE LIUT	59	3471	187	3.23	4	31-22-5
STEVE WEEKS	25	1368	78	3.42	1	12-8-2

SEASON HIGHLIGHTS

- Doug Jarvis plays in an NHL record 915th consecutive game – December 26, 1986.
- Kevin Dineen and Ulf Samuelsson are selected to play in Rendez-Vous '87 (February)
- All-Star series vs. Soviets – January 1987.
- Paul Lawless scores team record six points vs. Toronto – January 4, 1987.
- Ron Francis ties team record with six points (all assists) in a game vs. Boston – March 5, 1987.
- Whalers win Adams Division with 93 points, which is fourth best in the NHL.

COMPLETE RESULTS (*Overtime)

DATE	W/L	SCORE	OPP.	DATE	W/L	SCORE	OPP.
10/11	W	6-5	CGY	1/10	L	3-4	at MIN
10/12	L	2-7	at BOS	1/12	L	5-7	at NJ
10/16	T	4-4*	WIN	1/14	W	3-1	BOS
10/18	L	3-6	PHI	1/15	L	4-6	at BOS
10/24	W	5-4	at BUF	1/17	L	1-6	WSH
10/25	W	3-2	BUF	1/19	W	5-4	at MTL
10/28	W	5-2	PIT	1/21	W	3-1	MTL
10/30	L	2-6	at TOR	1/23	W	3-2	QUE
11/1	T	2-2*	QUE	1/24	W	3-0	at TOR
11/2	T	3-3*	at QUE	1/27	L	2-4	at QUE
11/5	W	3-2	NYI	1/29	W	6-3	at BOS
11/8	L	3-4	at LA	1/31	L	2-4	at NYI
11/12	W	4-3	at VAN	2/3	W	8-6	at PIT
11/13	L	3-4	at CGY	2/4	L	1-3	BUF
11/15	W	6-2	EDM	2/6	W	5-2	at WSH
11/19	L	1-4	MTL	2/7	W	3-1	MTL
11/21	W	4-0	STL	2/14	L	2-5	at LA
11/22	W	6-3	at NYI	2/17	W	5-4	at CHI
11/26	W	3-0	BUF	2/18	W	6-3	at NJ
11/29	W	7-5	at MTL	2/21	L	3-6	CHI
12/1	L	1-4	at QUE	2/22	L	3-5	at BUF
12/3	W	2-1	QUE	2/25	W	6-4	BOS
12/4	W	2-1	at PHI	2/28	W	2-1	QUE
12/6	L	1-4	DET	3/1	T	5-5*	NJ
12/10	W	6-2	STL	3/3	W	5-3	DET
12/13	T	2-2*	VAN	3/5	W	10-2	BOS
12/14	L	3-4	at BUF	3/7	W	5-3	PHI
12/17	W	4-3	BUF	3/10	L	4-6	at QUE
12/18	W	6-5	at BOS	3/11	L	1-6	CGY
12/20	T	2-2*	at DET	3/13	W	3-0	at WIN
12/21	W	4-3*	at NYR	3/15	L	1-4	at EDM
12/23	W	2-0	BOS	3/18	W	5-3	at NYR
12/26	T	1-1*	MTL	3/21	W	5-1	MIN
12/27	L	2-6	at MTL	3/22	W	6-3	LA
12/30	W	3-1	at WSH	3/25	L	3-5	EDM
12/31	L	2-5	at MIN	3/28	W	5-4	PIT
1/3	L	2-3	CHI	3/29	W	7-4	VAN
1/4	W	8-3	TOR	4/1	L	2-3	at MTL
1/7	L	3-6	at STL	4/4	W	5-3	NYR
1/9	L	0-3	at WIN	4/5	L	0-6	at BUF

MAJOR TRADES

12/11/86 – Obtained Dave Semenko from EDM for a third-round 1988 draft pick (Trevor Sim).

01/14/87 – Obtained Randy Ladouceur from DET for Dave Barr.

1985-86 IN REVIEW

CLOSING GAME ROSTER vs. Montreal Canadiens (away 4/29/86)

1 Mike Liut	G	10 Ron Francis	C	17 Wayne Babych	RW	27 Doug Jarvis	C
3 Joel Quenneville	D	11 Kevin Dineen	RW	18 Scot Kleinendorst	D	28 Paul Lawless	LW
4 Dana Murzyn	D	12 Dean Evason	C	20 John Anderson	LW	31 Steve Weeks	G
5 Ulf Samuelsson	D	15 Dave Tippett	LW	23 Paul MacDermid	RW	32 Torrie Robertson	LW
7 Stewart Gavin	RW	16 Sylvain Turgeon	LW	24 Tim Bothwell	D	44 Dave Babych	D

FINAL ADAMS DIVISION STANDINGS

	GP	W	L	T	GF	GA	PTS
QUEBEC	80	43	31	6	330	289	92
MONTREAL	80	40	33	7	330	280	87
BOSTON	80	37	31	12	311	288	86
HARTFORD*	80	40	36	4	332	302	84
BUFFALO	80	37	37	6	296	291	80

*Defeated Quebec in Adams Division Semifinals 3-0; lost to Montreal in Adams Division Finals 4-3.

COMPLETE RESULTS (*Overtime)

DATE	W/L	SCORE	OPP.	DATE	W/L	SCORE	OPP.
10/10	W	5-4	at BUF	1/12	L	2-4	at CHI
10/12	W	8-2	NYR	1/15	L	1-4	EDM
10/15	L	1-4	at QUE	1/17	W	11-6	QUE
10/17	W	4-3*	at NJ	1/18	W	5-2	at QUE
10/19	W	11-6	MTL	1/20	W	5-0	at NYR
10/23	L	2-9	at CHI	1/23	W	4-1	TOR
10/24	L	0-3	at PHI	1/25	W	7-2	WIN
10/26	L	3-5	at MTL	1/27	L	3-6	at BOS
10/29	W	4-3	at PIT	1/29	L	4-5	BOS
10/30	W	6-4	QUE	2/1	L	1-3	NYR
11/1	L	0-2	BUF	2/2	L	4-5	WSH
11/2	L	1-8	LA	2/6	L	3-4*	at DET
11/5	L	3-8	MTL	2/8	L	2-4	BUF
11/7	L	1-2	at BOS	2/9	L	3-6	NJ
11/9	W	4-3	at QUE	2/11	T	4-4*	at STL
11/13	W	5-2	MIN	2/14	L	4-5	at WIN
11/16	L	2-5	PHI	2/15	L	1-4	at MIN
11/21	L	0-3	at PHI	2/18	W	5-4	VAN
11/23	W	8-1	WIN	2/19	W	6-4	at BUF
11/27	W	9-0	at LA	2/22	L	3-6	at MTL
11/29	W	5-4	at VAN	2/23	L	2-8	STL
11/30	L	5-8	at EDM	2/26	L	2-5	MIN
12/4	L	5-8	at CGY	3/1	L	1-5	at PIT
12/7	W	7-2	BOS	3/2	W	4-1	BOS
12/11	L	1-3	MTL	3/5	W	5-1	BUF
12/13	W	6-4	at BUF	3/7	W	6-2	at BUF
12/14	W	5-4	PIT	3/8	L	3-6	QUE
12/16	T	4-4*	at MTL	3/10	W	5-2	at MTL
12/18	W	4-3	CGY	3/13	L	2-3	NYI
12/19	L	1-2	at BOS	3/15	W	11-4	CHI
12/21	W	7-6	NJ	3/18	W	6-4	at DET
12/23	L	3-6	NYI	3/19	W	5-2	at STL
12/26	W	4-3	at NYI	3/22	W	6-3	LA
12/28	W	6-3	at TOR	3/23	T	5-5*	BOS
12/29	W	5-2	DET	3/26	W	3-0	MTL
12/31	L	1-5	at QUE	3/29	T	6-6*	WSH
1/2	L	2-3	QUE	4/1	W	5-3	BUF
1/4	L	3-4	at EDM	4/3	L	2-4	at WSH
1/7	W	9-1	at CGY	4/5	W	7-1	TOR
1/10	W	4-3	at VAN	4/6	W	4-3	at BOS

MAJOR TRADES

10/07/85 – Obtained Stewart Gavin from TOR for Chris Kotsopoulos.

11/21/85 – Obtained Dave Babych from WPG for Ray Neufeld.

03/08/86 – Obtained John Anderson from QUE for Risto Siltanen.

FINAL STATISTICS (Whalers games only)

PLAYER	SCORING									
	GP	G	A	PTS	PIM	PP	SH	GW	GT	
SYLVAIN TURGEON	76	45	34	79	88	13	0	5	0	
RAY FERRARO	76	30	47	77	57	14	0	0	0	
RON FRANCIS	53	24	53	77	24	7	1	4	1	
KEVIN DINEEN	57	33	35	68	124	6	0	8	0	
STEWART GAVIN	76	26	29	55	51	3	3	4	1	
DAVE BABYCH	62	10	43	53	38	7	1	2	0	
DEAN EVASON	55	20	28	48	65	5	2	4	0	
PAUL LAWLESS	64	17	21	38	20	5	0	1	0	
TORRIE ROBERTSON	76	13	24	37	358	3	0	0	0	
DAVE TIPPETT	80	14	20	34	18	0	2	1	0	
BOB CRAWFORD	57	14	20	34	16	4	0	2	0	
RISTO SILTANEN	52	8	22	30	30	6	0	1	0	
WAYNE BABYCH	37	11	17	28	59	2	0	2	0	
DANA MURZYN	78	3	23	26	125	0	0	1	1	
JOHN ANDERSON	14	8	17	25	2	1	0	1	0	
JOEL QUENNEVILLE	71	5	20	25	83	1	0	1	0	
ULF SAMUELSSON	80	5	19	24	172	0	1	1	0	
DOUG JARVIS	57	8	16	24	20	0	3	0	0	
PAUL MacDERMID	74	13	10	23	160	0	0	2	0	
RAY NEUFELD	16	5	10	15	40	3	0	0	0	
GREG MALONE	22	6	7	13	24	1	0	0	0	
JORGEN PETERSSON	23	5	5	10	2	2	0	0	0	
TIM BOTHWELL	62	2	8	10	53	0	0	0	0	
SCOT KLEINENDORST	41	2	7	9	62	0	0	0	0	
BILL GARDNER	18	1	8	9	4	0	0	0	0	
MIKE McEWEN	10	3	2	5	6	0	0	0	0	
MIKE HOFFMAN	6	1	2	3	2	0	0	0	0	
BRAD SHAW	8	0	2	2	4	0	0	0	0	
MIKE ZUKE	17	0	2	2	12	0	0	0	0	
MIKE LIUT	57	0	2	2	0	0	0	0	0	
STEVE WEEKS	27	0	1	1	9	0	0	0	0	
PAUL FENTON	1	0	0	0	0	0	0	0	0	
SYLVAIN COTE	2	0	0	0	0	0	0	0	0	
JOHN NEWBERRY	3	0	0	0	0	0	0	0	0	
MARK PATERSON	5	0	0	0	5	0	0	0	0	
JACK BROWNSCHIDLE	9	0	0	0	4	0	0	0	0	

GOALTENDING

PLAYER	GP	MINS	GA	GAA	SO	W-L-T
MIKE LIUT	57	3282	197	3.61	2	27-23-4
STEVE WEEKS	27	1544	99	3.85	1	13-13-0

SEASON HIGHLIGHTS

- Ron Francis breaks an ankle on January 18 and misses 27 games.
- Whalers host NHL All-Star Game – February 4, 1986.
- Whalers record first win ever at Montreal – March 10, 1986, 5-2.
- Whalers end the season with an 11-3-2 streak that gives them their first playoff berth since 1980.
- Whalers upset first place Quebec in opening playoff round sweep, before succumbing in seven games to Montreal, the eventual Stanley Cup winner.
- Emile Francis is named Hockey News and Sporting News NHL Executive of the Year – May 15, 1986.

CLOSING GAME ROSTER vs. Quebec Nordiques (away 4/7/85)

1 Mike Liut	G	11 Kevin Dineen	RW	18 Mike Crombeen	RW	31 Steve Weeks	G
3 Joel Quenneville	D	12 Dean Evason	C	20 Mike Zuke	C	32 Torrie Robertson	LW
5 Ulf Samuelsson	D	15 Dave Tippett	LW	21 Sylvain Cote	D	34 Jack Brownschidle	D
8 Risto Siltanen	D	16 Sylvain Turgeon	LW	26 Ray Ferraro	C	35 Scot Kleinendorst	D
10 Ron Francis	C	17 Ray Neufeld	RW	29 Paul Fenton	LW	36 Paul MacDermid	RW

FINAL ADAMS DIVISION STANDINGS

	GP	W	L	T	GF	GA	PTS
MONTREAL	80	41	27	12	309	262	94
QUEBEC	80	41	30	9	323	275	91
BUFFALO	80	38	28	14	290	237	90
BOSTON	80	36	34	10	303	287	82
HARTFORD*	80	30	41	9	268	318	69

*Did not make playoffs.

COMPLETE RESULTS (*Overtime)

DATE	W/L	SCORE	OPP.	DATE	W/L	SCORE	OPP.
10/11	T	4-4*	at NYR	1/15	L	2-5	CGY
10/13	W	3-2*	BOS	1/17	L	4-5	at MTL
10/14	L	2-4	at BOS	1/19	L	0-2	BUF
10/17	W	5-3	at TOR	1/22	L	5-8	MTL
10/18	W	7-3	DET	1/26	W	3-2	at BOS
10/20	W	3-2	VAN	1/27	L	4-8	BOS
10/23	L	4-9	at CGY	1/31	L	3-5	at LA
10/24	L	4-8	at WIN	2/1	L	3-4*	at VAN
10/27	W	5-3	at MIN	2/3	L	3-6	at EDM
10/28	W	4-1	at CHI	2/6	L	4-7*	CGY
10/31	L	3-5	QUE	2/7	L	5-7	at BOS
11/2	L	1-8	at BUF	2/9	T	2-2	NYR
11/3	T	4-4*	BUF	2/10	L	4-10	QUE
11/7	L	0-3	WIN	2/14	W	4-0	at NJ
11/10	W	1-0	at QUE	2/16	T	4-4*	at NYI
11/15	L	1-6	at PHI	2/17	L	4-5*	TOR
11/17	L	0-7	CHI	2/19	W	6-2	at WIN
11/21	L	2-4	at DET	2/21	W	4-3*	at NYR
11/22	W	9-3	PIT	2/23	L	1-2	LA
11/24	T	4-4*	PHI	2/24	L	2-3	STL
11/28	L	2-4	MIN	2/26	L	2-3	PHI
11/30	L	2-4	EDM	3/1	W	4-1	at NJ
12/1	L	4-8	at QUE	3/3	L	6-7*	VAN
12/3	L	3-9	at MTL	3/5	L	3-6	at BUF
12/5	W	5-3	MTL	3/7	L	0-4	at BOS
12/8	W	4-3	at NYI	3/9	L	3-4	at MTL
12/12	T	2-2*	BUF	3/10	T	5-5*	MTL
12/15	W	4-3*	MTL	3/13	T	3-3*	at LA
12/19	W	6-5	BOS	3/16	W	5-0	at STL
12/21	L	0-1	NYI	3/17	W	4-3	PIT
12/22	L	5-10	at MTL	3/20	W	3-2	STL
12/26	W	5-3	NJ	3/23	W	5-2	BOS
12/28	L	0-4	at PIT	3/24	W	2-1	QUE
12/29	L	2-3	at WSH	3/27	W	3-1	at WSH
1/2	L	3-7	at QUE	3/29	W	8-7	EDM
1/3	W	6-2	DET	3/30	L	1-2	BUF
1/5	W	4-3	CHI	4/2	L	1-2	at BUF
1/7	W	7-4	at TOR	4/4	W	2-0	WSH
1/8	T	4-4*	at BUF	4/6	W	2-1	QUE
1/12	L	4-5	at MIN	4/7	L	1-4	at QUE

MAJOR TRADES

08/31/84 – Obtained Steve Weeks from NYR for a third-round 1986 draft choice (Shawn Clouston).

02/22/85 – Obtained Mike Liut and future considerations (Jorgen Pettersson on April 16, 1985) from STL for Greg Millen and Mark Johnson.

03/12/85 – Obtained Dean Evason and Peter Sidorkiewicz from WSH for David A. Jensen.

FINAL STATISTICS (Whalers games only)

PLAYER	SCORING									
	GP	G	A	PTS	PIM	PP	SH	GW	GT	
RON FRANCIS	80	24	57	81	66	4	0	1	0	
SYLVAIN TURGEON	64	31	31	62	67	11	0	3	2	
RAY NEUFELD	76	27	35	62	129	12	0	2	2	
GREG MALONE	76	22	39	61	67	6	0	4	0	
MARK JOHNSON	49	19	28	47	21	10	0	2	1	
RISTO SILTANEN	76	12	33	45	30	8	0	2	0	
KEVIN DINEEN	57	25	16	41	120	8	4	2	1	
TORRIE ROBERTSON	74	11	30	41	337	1	0	3	0	
BOB CRAWFORD	45	14	14	28	8	2	0	0	0	
RAY FERRARO	44	11	17	28	40	6	0	2	0	
DAVE LUMLEY	48	8	20	28	98	1	0	0	0	
JOEL QUENNEVILLE	79	6	16	22	96	0	0	2	0	
DAVE TIPPETT	80	7	12	19	12	0	0	0	0	
MIKE ZUKE	67	4	12	16	12	0	0	1	0	
PAT BOUTETTE	33	6	8	14	51	0	0	2	0	
PAUL FENTON	33	7	5	12	10	0	0	2	0	
SYLVAIN COTE	67	3	9	12	17	1	0	1	0	
PAUL MacDERMID	31	4	7	11	29	0	0	0	0	
MIKE CROMBEEN	46	4	7	11	16	0	1	1	0	
TONY CURRIE	13	3	8	11	2	1	0	0	0	
MARK FUSCO	63	3	8	11	40	0	0	0	0	
SCOT KLEINENDORST	35	1	8	9	69	0	0	0	0	
CHRIS KOTSPOULOS	33	5	3	8	53	1	0	0	0	
ULF SAMUELSSON	41	2	6	8	83	0	0	0	0	
RANDY PIERCE	17	3	2	5	8	0	0	0	0	
WALLY WEIR	34	2	3	5	56	0	0	0	0	
RICHIE DUNN	13	1	4	5	2	0	0	0	0	
JACK BROWNSCHIDLE	17	1	4	5	5	1	0	0	0	
MARK PATERSON	13	1	3	4	24	0	0	0	0	
DAVID JENSEN	13	0	4	4	6	0	0	0	0	
MARTY HOWE	19	1	1	2	10	0	0	0	0	
MIKE HOFFMAN	1	0	0	0	0	0	0	0	0	
ED STANIEWSKI	1	0	0	0	0	0	0	0	0	
DEAN EVASON	2	0	0	0	0	0	0	0	0	
MIKE LIUT	12	0	0	0	2	0	0	0	0	
STEVE WEEKS	24	0	0	0	0	0	0	0	0	
GREG MILLEN	44	0	0	0	4	0	0	0	0	

GOALTENDING

PLAYER	GP	MINS	GA	GAA	SO	W-L-T
ED STANIEWSKI	1	20	1	3.00	0	0-0-0
MIKE LIUT	12	731	119	3.82	1	4-7-1
STEVE WEEKS	24	1457	92	3.79	2	10-12-2
GREG MILLEN	44	2659	187	4.22	1	16-22-6

SEASON HIGHLIGHTS

- Greg Millen starts 22 consecutive games, beginning December 19.
- Whalers recall several youngsters from Binghamton in December, including Ulf Samuelsson, Kevin Dineen, Ray Ferraro and Paul MacDermid.
- Ron Francis is named team captain – February 22, 1985.
- Whalers go on nine-game unbeaten streak – March 10-29, 1985.

1983-84 IN REVIEW

CLOSING GAME ROSTER vs. New York Rangers (away 4/1/84)

1 Ed Staniewski	G	14 Greg Malone	C	22 Doug Sulliman	RW	30 Greg Millen	G
3 Joel Quenneville	D	15 Dave Tippett	LW	24 Chris Kotsopoulos	D	32 Torrie Robertson	LW
8 Risto Siltanen	D	16 Sylvain Turgeon	LW	25 Bob Crawford	RW	33 Mark Fusco	D
10 Ron Francis	C	17 Ray Neufeld	RW	26 Tony Currie	RW	34 Jack Brownschidle	D
12 Mark Johnson	C	20 Mike Zuke	C	27 Marty Howe	D	38 Randy Pierce	LW

FINAL ADAMS DIVISION STANDINGS

	GP	W	L	T	GF	GA	PTS
BOSTON	80	49	25	6	336	261	104
BUFFALO	80	48	25	7	315	257	103
QUEBEC	80	42	28	10	360	278	94
MONTREAL	80	35	40	5	286	295	75
HARTFORD*	80	28	42	10	288	320	66

*Whalers were most improved team in NHL from 82-83 with 21-point jump, but did not make playoffs.

COMPLETE RESULTS (*Overtime)

DATE	W/L	SCORE	OPP.	DATE	W/L	SCORE	OPP.
10/5	L	3-5	at BUF	1/10	W	6-3	at MIN
10/8	W	4-3	BOS	1/13	T	3-3*	at CGY
10/9	L	1-4	at BOS	1/15	L	0-5	at VAN
10/13	T	4-4*	QUE	1/17	T	3-3*	NJ
10/15	W	6-4	at PIT	1/19	L	2-3	MTL
10/19	W	3-0	WSH	1/21	L	0-2	BOS
10/22	L	2-5	BUF	1/24	T	7-7*	at MTL
10/25	W	8-5	at LA	1/26	L	2-6	WIN
10/28	L	4-5*	at VAN	1/28	L	0-3	at QUE
10/30	L	1-6	at CHI	1/29	T	5-5*	QUE
11/1	L	2-6	at MTL	2/1	T	6-6*	at DET
11/2	W	5-4	NJH	2/4	W	7-3	at STL
11/5	W	2-1	LA	2/5	W	4-3	at CHI
11/6	L	2-4	at PHI	2/7	W	4-1	DET
11/8	W	6-4	MIN	2/11	L	3-6	CGY
11/12	W	6-1	CHI	2/12	W	11-0	EDM
11/15	L	4-6	at NYI	2/14	L	3-5	MTL
11/17	L	2-4	QUE	2/16	L	5-6*	at NJ
11/19	T	4-4*	at QUE	2/18	W	8-2	at TOR
11/23	L	3-4	MTL	2/19	L	2-5	at BUF
11/26	W	4-3*	NYR	2/23	W	3-2	BUF
11/30	L	2-6	VAN	2/25	W	9-7	PHI
12/3	W	7-2	STL	2/26	L	3-4	WSH
12/4	W	6-5	at PHI	3/3	T	3-3*	at BOS
12/6	L	1-4	at MTL	3/4	W	6-4	BOS
12/8	L	6-8	TOR	3/7	L	2-4	at WSH
12/10	T	5-5*	WIN	3/8	L	2-3	at MTL
12/13	L	2-3	at PIT	3/11	L	3-4*	at BUF
12/15	L	2-4	at BOS	3/13	L	0-2	at STL
12/17	L	1-4	BUF	3/15	W	5-3	TOR
12/20	L	2-7	BOS	3/17	L	2-4	PIT
12/21	W	6-3	at BUF	3/18	W	5-4	NYI
12/23	W	5-3	MIN	3/20	L	1-4	at CGY
12/26	L	1-2	MTL	3/21	L	3-5	at EDM
12/27	L	3-7	at QUE	3/24	W	3-2*	at QUE
12/30	L	3-9	LA	3/25	T	6-6*	QUE
1/3	L	1-7	at DET	3/27	W	4-1	BUF
1/5	W	4-2	NYI	3/29	L	3-4	at BOS
1/7	L	3-5	at EDM	3/31	W	5-3	NYR
1/8	L	3-4	at WIN	4/1	L	0-2	at NYR

MAJOR TRADES

06/05/83 – Obtained Joel Quenneville and Richie Dunn from CGY for Mickey Volcan.

10/03/83 – Selected Mike Zuke, Bob Crawford and Mike Crombeen from STL in the Waiver Draft.

10/03/83 – Obtained Torrie Robertson from WSH for Greg Adams.

02/27/84 – Obtained Scot Kleinendorst from NYR for Blaine Stoughton.

FINAL STATISTICS (Whalers games only)

PLAYER	SCORING										
	GP	G	A	PTS	PIM	PP	SH	GW	GT		
MARK JOHNSON	79	35	52	87	27	13	1	2	2		
RON FRANCIS	72	23	60	83	45	5	0	5	1		
SYLVAIN TURGEON	76	40	32	72	55	18	0	3	11		
RAY NEUFELD	80	27	42	69	97	5	0	5	1		
BOB CRAWFORD	80	36	25	61	32	5	0	3	0		
GREG MALONE	78	17	37	54	56	3	0	2	0		
RISTO SILTANEN	75	15	38	53	34	12	0	0	0		
BLAINE STOUGHTON	54	23	14	37	4	7	0	2	1		
MIKE ZUKE	75	6	23	29	36	1	0	0	0		
TONY CURRIE	32	12	16	28	4	6	0	2	0		
RICHIE DUNN	63	5	20	25	30	0	0	0	0		
NORM DUPONT	40	7	15	22	12	2	0	0	0		
TORRIE ROBERTSON	66	7	14	21	198	0	0	2	0		
DOUG SULLIMAN	67	6	12	18	20	0	0	0	0		
CHRIS KOTSOPOULOS	72	5	13	18	118	3	0	0	0		
DAN BOURBONNAIS	35	0	16	16	0	0	0	0	0		
JOEL QUENNEVILLE	80	5	8	13	95	0	2	0	0		
MARTY HOWE	69	0	11	11	34	0	0	0	0		
RANDY PIERCE	17	6	3	9	9	0	1	0	0		
ED HOSPODAR	59	0	9	9	163	0	0	0	0		
STEVE STOYANOVICH	23	3	5	8	11	0	0	1	0		
DAVE TIPPETT	17	4	2	6	2	0	1	0	0		
MIKE CROMBEEN	56	1	4	5	25	0	0	0	0		
JACK BROWNSCHIDLE	13	2	2	4	10	0	0	1	0		
MARK FUSCO	17	0	4	4	2	0	0	0	0		
PAUL LAWLESS	6	0	3	3	0	0	0	0	0		
GREG MILLEN	60	0	3	3	10	0	0	0	0		
MARK PATERSON	9	2	0	2	4	0	0	0	0		
ROSS YATES	7	1	1	2	4	0	0	0	0		
PAUL MacDERMID	3	0	1	1	0	0	0	0	0		
BOB HESS	3	0	0	0	0	0	0	0	0		
MIKE VEISOR	4	0	0	0	0	0	0	0	0		
GERRY McDONALD	5	0	0	0	4	0	0	0	0		
REID BAILEY	12	0	0	0	25	0	0	0	0		
ED STANIEWSKI	18	0	0	0	2	0	0	0	0		

GOALTENDING

PLAYER	GP	MINS	GA	GAA	SO	W-L-T
GREG MILLEN	60	3576	221	3.71	2	21-30-9
ED STANIEWSKI	18	1040	74	4.27	0	6-9-1
MIKE VEISOR	4	240	20	5.00	0	1-3-0

SEASON HIGHLIGHTS

- Emile Francis hired as Whalers general manager – May 2, 1983.
- Whalers, picking second overall, choose Sylvain Turgeon in the June NHL Entry Draft.
- Jack Evans is named head coach and Claude LaRose is named assistant coach – July 7, 1983.
- Whalers trounce Edmonton 11-0 as Ron Francis scores four goals – February 12, 1984.
- Whalers finish 21 points better than 1982-83, the best improvement in the league.
- Whalers drop goals against total from 403 to 320.
- Sylvain Turgeon named to NHL All-Rookie Team – May 16, 1984.

CLOSING GAME ROSTER vs. Quebec Nordiques (away 4/3/83)

4 Mickey Volcan	D	11 Paul Lawless	LW	20 Merlin Malinowski	C/LW	25 Mark Renaud	D
5 Pierre Lacroix	D	12 Mark Johnson	C	21 Blaine Stoughton	RW	30 Greg Millen	G
7 Russ Anderson	D	14 Michel Galarneau	C	22 Doug Sulliman	RW	31 Mike Veisor	G
8 Risto Siltanen	D	17 Ray Neufeld	RW	23 Ed Hospodar	D	33 Mike McDougal	RW
10 Ron Francis	C	18 Greg Adams	LW	24 Chris Kotsopoulos	D	34 Randy Gilhen	RW

FINAL ADAMS DIVISION STANDINGS

	GP	W	L	T	GF	GA	PTS
BOSTON	80	50	20	10	327	228	110
MONTREAL	80	42	24	14	350	286	98
BUFFALO	80	38	29	13	318	285	89
QUEBEC	80	34	34	12	343	336	80
HARTFORD*	80	19	54	7	261	403	45

*Did not make playoffs.

FINAL STATISTICS (Whalers games only)

PLAYER	SCORING									
	GP	G	A	PTS	PIM	PP	SH	GW	GT	
RON FRANCIS	79	31	59	90	60	4	2	4	0	
BLAINE STOUGHTON	72	45	31	76	27	10	0	8	0	
MARK JOHNSON	73	31	38	69	28	5	3	5	1	
RAY NEUFELD	80	26	31	57	86	4	0	1	1	
DOUG SULLIMAN	77	22	19	41	14	8	0	0	0	
PIERRE LAROUCHE	38	18	22	40	8	4	0	0	1	
BOB SULLIVAN	62	18	19	37	18	5	0	0	0	
PIERRE LACROIX	56	6	25	31	18	1	0	0	0	
MARK RENAUD	77	3	28	31	37	1	0	0	0	
CHRIS KOTSOPoulos	68	6	24	30	125	3	0	0	0	
RISTO SILTANEN	74	5	25	30	28	3	0	0	0	
MERLIN MALINOWSKI	75	5	23	28	16	1	0	0	0	
GREG ADAMS	79	10	13	23	216	1	0	1	0	
MIKE McDUGAL	55	8	10	18	43	0	0	0	0	
MICKEY VOLCAN	68	4	13	17	73	0	0	0	0	
PAUL LAWLESS	47	6	9	15	4	1	0	0	0	
WARREN MILLER	56	1	10	11	15	0	0	0	0	
GEORGE LYLE	16	4	6	10	8	0	1	0	1	
ED HOSPODAR	72	1	9	10	199	0	0	0	0	
MICHEL GALARNEAU	38	5	4	9	21	0	0	0	0	
RUSS ANDERSON	57	0	6	6	171	0	0	0	0	
DAN FRIDGEN	11	2	2	4	2	0	0	0	0	
ARCHIE HENDERSON	15	2	1	3	64	0	0	0	0	
PAUL MARSHALL	13	1	2	3	0	0	0	0	0	
GREG MILLEN	60	0	2	2	8	0	0	0	0	
STEWART SMITH	18	1	0	1	25	0	0	0	0	
RANDY GILHEN	2	0	1	1	0	0	0	0	0	
MIKE HOFFMAN	2	0	1	1	0	0	0	0	0	
BLAKE WESLEY	22	0	1	1	46	0	0	0	0	
MARK PATERSON	2	0	0	0	0	0	0	0	0	
JEFF BROWNSCHIDLE	4	0	0	0	0	0	0	0	0	
RICK MEAGHER	4	0	0	0	0	0	0	0	0	
PAUL MacDERMID	7	0	0	0	2	0	0	0	0	
MIKE VEISOR	23	0	0	0	2	0	0	0	0	

GOALTENDING

PLAYER	GP	MINS	GA	GAA	SO	W-L-T
GREG MILLEN	60	3506	282	4.83	1	14-38-6
MIKE VEISOR	23	1277	118	5.54	1	5-16-1

SEASON HIGHLIGHTS

- Whalers adopt long-pants look.
- Larry Kish named head coach – June 2, 1982.
- Blaine Stoughton suspended for the first eight games due to a preseason stick infraction.
- Larry Kish fired and replaced by Larry Pleau – January 15, 1983.
- John Cunneiff coaches last eight Whalers games as Larry Pleau suffers from blood disorder.

COMPLETE RESULTS

DATE	W/L	SCORE	OPP.	DATE	W/L	SCORE	OPP.
10/6	L	1-2	at MTL	1/8	L	4-7	PHI
10/9	L	4-5	BOS	1/9	L	4-8	at PHI
10/10	T	4-4	at BUF	1/11	L	4-8	at MTL
10/14	T	4-4	EDM	1/13	W	4-2	MTL
10/16	W	6-5	VAN	1/15	W	2-1	NJ
10/20	L	2-4	at EDM	1/18	L	1-8	at NYI
10/21	L	3-10	at CGY	1/20	L	3-4	at LA
10/23	W	5-3	at LA	1/22	L	2-7	at MIN
10/26	L	1-8	at VAN	1/23	L	2-4	at CHI
10/30	L	2-4	DET	1/27	W	5-2	QUE
11/2	L	6-7	MIN	1/29	T	2-2	WIN
11/4	W	5-2	at BOS	2/1	L	3-12	at QUE
11/6	L	2-5	BUF	2/2	L	1-7	at TOR
11/7	L	2-6	at WSH	2/5	L	4-7	at BOS
11/10	W	7-5	QUE	2/9	L	5-6	DET
11/13	W	5-2	STL	2/12	W	4-2	at NYI
11/16	L	1-7	MTL	2/13	W	5-3	TOR
11/17	L	3-4	at PIT	2/15	L	2-5	LA
11/20	T	4-4	CGY	2/17	W	4-1	MTL
11/24	L	2-4	BUF	2/19	L	2-4	CHI
11/26	L	3-4	CHI	2/20	L	2-7	at DET
11/27	L	0-8	at BOS	2/23	L	3-11	at NYR
12/1	L	1-6	at NYR	2/25	L	3-5	at WIN
12/3	L	4-5	at NJ	2/27	L	3-4	BOS
12/4	W	5-2	NYR	3/1	L	5-6	BUF
12/6	L	2-11	at MTL	3/5	L	3-10	at QUE
12/8	W	7-4	MTL	3/6	L	3-7	QUE
12/11	W	7-4	PHI	3/8	L	4-9	EDM
12/12	W	3-1	at BUF	3/10	W	3-0	at NJ
12/14	T	3-3	at MIN	3/12	L	2-7	PIT
12/17	W	2-0	at WIN	3/15	L	1-5	at MTL
12/18	L	4-7	at STL	3/16	L	4-5	at WSH
12/21	L	2-3	PIT	3/20	T	2-2	CGY
12/23	L	1-5	BOS	3/22	L	1-4	STL
12/26	L	2-3	NYI	3/23	L	3-8	at BUF
12/28	L	1-4	at QUE	3/26	L	4-7	at BOS
12/30	T	4-4	WSH	3/27	W	5-1	BOS
1/1	L	5-7	at TOR	3/29	W	5-4	BUF
1/2	L	4-8	at BUF	4/2	L	4-5	QUE
1/6	L	4-6	VAN	4/3	L	5-6	at QUE

MAJOR TRADES

08/19/82 – Obtained Ken Linseman, Greg Adams and Philadelphia's first-round 1983 draft pick (David A. Jensen) for Mark Howe and third-round 1983 draft pick. On same day, Whalers obtained Risto Siltanen and Brent Loney from Edmonton for Ken Linseman and Don Nachbaur.

10/01/82 – Obtained Mark Johnson and Kent-Erik Andersson from Minnesota for Jordy Douglas and a fifth-round 1984 draft pick (Jiri Poner).

1981-82 IN REVIEW

CLOSING GAME ROSTER vs. Boston Bruins (away 4/4/82)

3 Paul Shmyr	D	11 Jordy Douglas	LW	23 Paul MacDermid	RW	30	Greg Millen	C
4 Ron Francis	C	14 Dave Keon	C	25 Mark Renaud	D	31	Mike Veisor	G
5 Mark Howe	D	20 Rick Meagher	C	26 Don Nachbaur	LW	32	Dan Fridgen	LW
6 Blake Wesley	D	21 Blaine Stoughton	RW	27 Warren Miller	RW	33	Jeff Brownschidle	D
8 Gary Howatt	LW	22 Doug Sulliman	RW	28 Pierre Larouche	C			

FINAL SOUTHEAST DIVISION STANDINGS

	GP	W	L	T	GF	GA	PTS
MONTREAL	80	46	17	17	360	223	109
BOSTON	80	43	27	10	323	285	96
BUFFALO	80	39	26	15	307	273	93
QUEBEC	80	33	31	16	356	345	82
HARTFORD*	80	21	41	18	264	351	60

*Did not make playoffs.

COMPLETE RESULTS

DATE	W/L	SCORE	OPP.	DATE	W/L	SCORE	OPP.
10/6	L	5-6	at QUE	1/9	L	2-3	BUF
10/8	T	5-5	at MTL	1/11	L	2-6	at QUE
10/10	T	1-1	BOS	1/16	T	3-3	at BOS
10/15	L	2-7	MTL	1/17	L	1-7	at BUF
10/17	W	8-1	DET	1/20	W	4-2	QUE
10/21	L	2-5	at EDM	1/23	T	2-2	at DET
10/23	T	2-2	at VAN	1/25	W	6-5	at CHI
10/24	L	3-7	at CGY	1/27	W	3-1	CGY
10/29	T	6-6	NYI	1/30	W	3-2	BOS
10/31	T	2-2	CHI	1/31	T	4-4	QUE
11/1	L	1-4	at BOS	2/2	W	5-3	at LA
11/4	L	1-4	VAN	2/5	T	4-4	at COL
11/7	W	4-2	MIN	2/6	W	4-2	at STL
11/8	T	2-2	at BUF	2/10	T	3-3	at PIT
11/11	T	4-4	EDM	2/13	L	2-3	NYR
11/12	L	3-5	at PHI	2/14	L	1-9	NYI
11/14	L	0-4	WSH	2/16	L	2-7	at CGY
11/18	W	8-5	TOR	2/19	L	4-7	at EDM
11/19	L	1-6	at BOS	2/20	L	2-4	at VAN
11/21	L	3-7	at QUE	2/22	L	7-8	at MIN
11/25	T	3-3	QUE	2/24	W	4-3	BOS
11/28	W	6-2	WSH	2/27	L	1-7	at WSH
11/29	L	3-6	at MTL	2/28	L	0-5	MTL
12/2	W	5-3	at TOR	3/3	T	3-3	at BUF
12/4	L	2-4	BUF	3/6	T	2-2	BUF
12/6	W	5-3	at NYR	3/7	W	7-6	LA
12/9	W	5-1	STL	3/10	W	6-2	WIN
12/12	L	2-4	COL	3/13	L	0-5	at MTL
12/13	L	1-6	at CHI	3/14	L	3-4	COL
12/16	L	1-6	MTL	3/16	W	7-5	at QUE
12/19	T	5-5	LA	3/18	W	4-1	BUF
12/20	L	2-8	at BUF	3/20	L	2-5	PHI
12/22	W	3-2	at DET	3/21	L	3-5	at PHI
12/26	L	6-9	BOS	3/24	T	3-3	QUE
12/27	W	7-3	TOR	3/27	L	4-5	at NYI
12/29	L	1-6	at STL	3/28	L	2-5	MIN
12/30	W	6-1	at WIN	3/30	L	4-6	at MTL
1/2	L	4-9	at PIT	3/31	L	1-5	MTL
1/3	L	4-6	PIT	4/3	T	3-3	NYR
1/6	L	4-5	WIN	4/4	L	2-7	at BOS

MAJOR TRADES

- 06/15/81** – Greg Millen signed as a free agent from PIT.
- 06/29/81** – Pat Boutette and Kevin McClelland awarded to PIT as compensation for Greg Millen.
- 10/02/81** – Obtained Garry Howatt from NYI for a fifth-round 1983 draft pick (Bob Caufield).
- 10/02/81** – Obtained Doug Sulliman, Chris Kotsopoulos and Gerry McDonald from NYR for Mike Rogers.
- 12/21/81** – Obtained Pierre Larouche from MTL for a flip-flop of first-round picks in 1984, Hartford's second pick in 1984 and a switch of third-round positions in 1985.

FINAL STATISTICS (W/halers games only)

PLAYER	SCORING										
	GP	G	A	PTS	PIM	PP	SH	GW	GT		
BLAINE STOUGHTON	80	52	39	91	57	13	1	4	4		
DOUG SULLIMAN	77	29	40	69	39	5	0	4	0		
RON FRANCIS	59	25	43	68	51	12	0	1	1		
MARK HOWE	76	8	45	53	18	3	0	1	0		
PIERRE LAROUCHE	45	25	25	50	12	11	1	1	1		
GARRY HOWATT	80	18	32	50	242	1	0	2	0		
RICK MEAGHER	65	24	19	43	51	2	1	2	2		
CHRIS KOTSOPOULOS	68	13	20	33	147	5	0	1	1		
BLAKE WESLEY	78	9	18	27	123	3	0	1	0		
DON NACHBAUR	77	5	21	26	117	0	0	0	1		
WARREN MILLER	74	10	12	22	68	1	1	0	1		
RICK MacLEISH	34	6	16	22	16	4	0	0	0		
DAVE KEON	78	8	11	19	6	0	1	1	0		
MARK RENAUD	48	1	17	18	39	0	0	0	0		
JORDY DOUGLAS	30	10	7	17	44	4	0	2	0		
GEORGE LYLE	14	2	12	14	9	1	0	0	0		
DAN BOURBONNAIS	24	3	9	12	11	0	0	0	0		
PAUL SHMYR	66	1	11	12	134	0	0	0	0		
RAY NEUFELD	19	4	3	7	4	1	0	0	0		
MICKEY VOLCAN	26	1	5	6	29	1	0	0	0		
JACK McILHARGEY	50	1	5	6	60	0	0	0	0		
NORM BARNES	20	1	4	5	19	0	0	0	1		
DON GILLEN	34	1	4	5	22	0	0	0	0		
GREG MILLEN	55	0	5	5	2	0	0	0	0		
TOM ROWE	21	4	0	4	36	1	1	0	0		
RUSS ANDERSON	25	1	3	4	85	0	0	1	0		
MARTY HOWE	13	0	4	4	2	0	0	0	0		
STEWART SMITH	17	0	3	3	15	0	0	0	0		
ROB McCLANAHAN	17	0	3	3	11	0	0	0	0		
RANDY MacGREGOR	2	1	1	2	2	0	0	0	0		
PAUL MacDERMID	3	1	0	1	2	0	0	0	0		
GILLES LUPIEN	1	0	1	1	2	0	0	0	0		
MIKE FIDLER	2	0	1	1	0	0	0	0	0		
DAN FRIDGEN	2	0	1	1	0	0	0	0	0		
JEFF BROWNSCHIDLE	3	0	1	1	2	0	0	0	0		
MIKE VEISOR	13	0	1	1	0	0	0	0	0		
JOHN GARRETT	16	0	1	1	2	0	0	0	0		
MIKE McDUGAL	3	0	0	0	0	0	0	0	0		
GERRY McDONALD	3	0	0	0	0	0	0	0	0		
GLENN MERKOSKY	7	0	0	0	2	0	0	0	0		
MICHEL GALARNEAU	10	0	0	0	4	0	0	0	0		

PLAYER	GOALTENDING					
	GP	MINS	GA	GAA	SO	W-L-T
JOHN GARRETT	16	897	63	4.21	0	5-6-4
GREG MILLEN	55	3195	229	4.30	0	11-30-12
MIKE VEISOR	13	701	53	4.54	0	5-5-2

SEASON HIGHLIGHTS

- Rick Ley, battling severe knee injuries, retires – September 9, 1981.
- Whalers recall first-round draft pick Ron Francis from the Sault Ste. Marie Greyhounds – November 14, 1981.
- Rick Ley's #2 retired – December 26, 1981.
- Whalers reel off a 6-0-4 streak between January 20 and February 10.
- Dave Keon announces retirement at conclusion of the season.
- Blaine Stoughton tops the 50-goal mark for the second time in his NHL career.

CLOSING GAME ROSTER vs. Pittsburgh Penguins (home 4/5/81)

1 Mike Veisor	G	15 Dave Debol	C	23 Gilles Lupien	D	31 Mike Fidler	LW
3 Al Sims	D	17 Mike Rogers	C	24 Kevin Kemp	D	33 Stuart Smith	D
5 Mark Howe	D	20 Rick Meagher	C	25 Norm Barnes	D	35 John Garrett	G
12 Tom Rowe	RW	21 Blaine Stoughton	RW	26 Don Nachbaur	LW		
14 Dave Keon	C	22 Jeff Brubaker	LW	27 Warren Miller	RW		

FINAL NORRIS DIVISION STANDINGS

	GP	W	L	T	GF	GA	PTS
MONTREAL	80	45	22	13	332	232	103
LOS ANGELES	80	43	24	13	337	290	99
PITTSBURGH	80	30	37	13	302	345	73
HARTFORD*	80	21	41	18	292	372	60
DETROIT	80	19	43	18	252	339	56

*Did not make playoffs.

FINAL STATISTICS (Walers games only)

PLAYER	SCORING									
	GP	G	A	PTS	PIM	PP	SH	GW	GT	
MIKE ROGERS	80	40	65	105	32	10	4	1	0	
PAT BOUTETTE	80	28	52	80	160	8	2	3	1	
BLAINE STOUGHTON	71	43	30	73	56	10	2	6	1	
MARK HOWE	63	19	46	65	54	7	2	3	0	
AL SIMS	80	16	36	52	68	5	0	1	0	
DAVE KEON	80	13	34	47	26	2	0	1	0	
WARREN MILLER	77	22	22	44	37	3	3	1	0	
TOM ROWE	74	13	28	41	190	1	0	1	0	
DON NACHBAUR	77	16	17	33	139	2	0	1	0	
DAVE DEBOL	44	14	12	26	70	2	0	0	1	
JORDY DOUGLAS	55	13	9	22	29	3	0	1	0	
MIKE FIDLER	38	9	9	18	4	2	0	0	0	
RICK MEAGHER	27	7	10	17	19	0	0	0	0	
THOMMY ABRAHAMSSON	32	6	11	17	16	4	0	1	0	
RAY NEUFELD	52	5	10	15	44	0	0	0	0	
BERNIE JOHNSTON	25	4	11	15	8	0	0	0	0	
GORDIE ROBERTS	27	2	11	13	81	1	0	0	0	
MICKEY VOLCAN	49	2	11	13	26	0	0	0	0	
NORM BARNES	54	1	10	11	82	0	0	0	0	
JEFF BRUBAKER	43	5	3	8	93	0	0	0	0	
MICHEL GALARNEAU	30	2	6	8	9	0	0	1	0	
STUART SMITH	38	1	7	8	55	0	0	0	0	
NICK FOTIU	42	4	3	7	79	0	0	0	0	
JACK McILHARGEY	48	1	6	7	142	0	0	0	0	
GILLIES LUPIEN	20	2	4	6	39	0	0	0	0	
STEVE ALLEY	8	2	2	4	11	0	0	0	0	
RICK LEY	16	0	2	2	20	0	0	0	0	
MARK RENAUD	4	1	0	1	0	0	0	0	0	
RAY ALLISON	6	1	0	1	0	0	0	0	0	
MARTY HOWE	12	0	1	1	25	0	0	0	0	
JOHN GARRETT	54	0	1	1	2	0	0	0	0	
KEN HOLLAND	1	0	0	0	0	0	0	0	0	
KEVIN KEMP	3	0	0	0	4	0	0	0	0	
KEVIN ARTHUR	3	0	0	0	0	0	0	0	0	
MIKE VEISOR	29	0	0	0	0	0	0	0	0	

GOALTENDING

PLAYER	GP	MIN	GA	GAA	SO	W-L-T
MIKE VEISOR	29	1580	118	4.48	1	6-13-6
JOHN GARRETT	54	3145	241	4.60	0	15-27-12
KEN HOLLAND	1	60	7	7.00	0	0-1-0

SEASON HIGHLIGHTS

- Blaine Stoughton sits out the first eight games in a contract dispute.
- Gordie Howe's #9 retired – February 18, 1981.
- Larry Pleau replaces fired head coach Don Blackburn – February 20, 1981.
- Pleau replaces fired Jack Kelley as director of hockey operations – April 1, 1981.
- Mike Rogers records second straight 100-point campaign.

COMPLETE RESULTS

DATE	W/L	SCORE	OPP.	DATE	W/L	SCORE	OPP.
10/9	L	6-8	at STL	1/10	W	5-3	at WPG
10/11	L	3-9	at MIN	1/12	L	2-5	STL
10/12	T	3-3	at BUF	1/14	L	4-5	LA
10/15	W	5-2	at PIT	1/17	L	2-3	CHI
10/18	W	4-2	DET	1/18	L	2-3	at WSH
10/19	T	3-3	NYI	1/21	T	6-6	STL
10/22	W	3-0	COL	1/23	L	2-4	CGY
10/25	W	4-2	QUE	1/24	L	4-7	at TOR
10/26	L	1-6	at PHI	1/28	W	6-3	COL
10/29	W	5-3	DET	1/30	T	5-5	TOR
10/30	L	2-8	at MTL	1/31	L	3-5	BUF
11/1	T	4-4	VAN	2/2	L	2-4	at QUE
11/5	L	1-6	at STL	2/4	T	3-3	BOS
11/6	T	3-3	at COL	2/7	L	2-6	CHI
11/8	L	4-5	PHI	2/8	T	6-6	at PHI
11/12	L	1-5	MIN	2/12	T	2-2	at DET
11/15	L	4-8	WSH	2/14	L	4-7	at MIN
11/16	L	3-7	at NYR	2/15	T	4-4	at CHI
11/20	L	0-5	at NYI	2/18	T	3-3	WPG
11/22	W	4-3	VAN	2/19	L	2-6	at PIT
11/23	L	73-11	at CHI	2/22	W	6-5	NYR
11/26	W	8-4	WPG	2/25	W	3-2	MIN
11/28	W	6-4	EDM	2/27	L	1-5	at CGY
11/29	L	2-5	BUF	3/1	L	0-3	at VAN
12/2	L	2-5	at LA	3/3	L	4-5	at COL
12/3	T	4-4	at VAN	3/6	W	5-3	at BUF
12/6	W	5-3	at CGY	3/8	L	4-5	CGY
12/7	L	4-6	at EDM	3/10	T	4-4	at DET
12/10	W	8-5	at WPG	3/11	L	2-5	WSH
12/13	T	5-5	LA	3/14	L	2-6	at NYR
12/17	W	5-4	BOS	3/15	L	2-4	at BOS
12/20	T	4-4	at BOS	3/18	W	9-3	MTL
12/21	L	5-6	at QUE	3/21	L	4-6	NYR
12/23	W	7-2	at TOR	3/22	T	3-3	TOR
12/26	W	9-7	PIT	3/25	L	2-7	EDM
12/27	T	5-5	NYI	3/27	W	5-3	at WSH
1/2	L	1-3	MTL	3/29	L	1-4	PHI
1/3	L	1-8	at NYI	4/1	W	5-4	QUE
1/7	L	3-5	at LA	4/3	L	1-6	at MTL
1/9	T	6-6	at EDM	4/5	L	4-5	PIT

MAJOR TRADES

06/05/80 – Obtained Rick Meagher from MTL for flip-flop of draft positions in third and fifth rounds in 1981.

11/21/80 – Obtained Norm Barnes and Jack McIlhargey from PHI for a second-round draft pick in 1982 (Peter Ihnacek).

12/16/80 – Obtained Mike Fidler from MIN for Gordie Roberts.

1979-80 IN REVIEW

CLOSING GAME ROSTER vs. Montreal Canadiens (away 4/11/80)

1 Al Smith	G	9 Gordie Howe	C	16 Bobby Hull	LW	25 Steve Alley	LW
3 Al Sims	D	10 Ray Neufeld	RW	17 Mike Rogers	D	28 Pat Boutette	LW
5 Mark Howe	D	12 Tom Rowe	RW	18 Marty Howe	D	32 Larry Giroux	D
7 Gordie Roberts	D	14 Dave Keon	C	23 Nick Fotiu	LW	35 John Garrett	G
8 Ray Allison	RW	15 Dave Debol	C	24 Bernie Johnston	LW		

FINAL NORRIS DIVISION STANDINGS

	GP	W	L	T	GF	GA	PTS
MONTREAL	80	47	20	13	328	240	107
LOS ANGELES	80	30	36	14	290	313	74
PITTSBURGH	80	30	37	13	251	303	73
HARTFORD*	80	27	34	19	303	312	73
DETROIT	80	26	43	11	268	306	63

*Lost to Montreal in first round of playoffs 3-0.

COMPLETE RESULTS

DATE	W/L	SCORE	OPP.	DATE	W/L	SCORE	OPP.
10/11	L	1-4	at MIN	1/17	W	7-1	PIT
10/13	T	3-3	at PIT	1/19	W	5-3	CHI
10/14	T	3-3	at CHI	1/21	W	7-2	WIN
10/17	L	1-3	at BUF	1/24	L	2-7	MTL
10/19	W	6-3	LA	1/26	L	2-3	at NYI
10/20	L	1-6	at NYI	1/28	W	6-1	ATL
10/24	T	2-2	at QUE	1/30	W	8-2	BOS
10/26	L	1-2	NYI	2/2	L	3-5	at ATL
10/28	T	2-2	at NYR	2/3	W	5-3	NYI
10/31	W	4-2	at TOR	2/6	W	7-3	LA
11/2	W	5-3	TOR	2/8	T	4-4	COL
11/6	W	7-2	at COL	2/10	L	2-6	MIN
11/9	L	2-4	CHI	2/12	T	5-5	VAN
11/11	T	5-5	at CHI	2/15	W	5-4	WIN
11/14	L	2-3	at WIN	2/16	L	3-5	at TOR
11/17	W	4-0	EDM	2/18	W	6-4	NYR
11/18	L	4-5	at BOS	2/19	W	6-2	EDM
11/21	W	5-3	BUF	2/23	W	6-5	at ATL
11/24	T	4-4	QUE	2/26	L	5-9	at QUE
11/25	W	4-2	ATL	2/27	L	3-6	BOS
11/27	L	2-6	at PHI	2/29	W	3-0	STL
11/30	W	7-5	PIT	3/1	W	6-3	at STL
12/1	T	4-4	at MTL	3/6	L	3-4	at BUF
12/4	T	3-3	at WSH	3/8	L	5-9	at WSH
12/7	L	4-7	NYR	3/9	T	1-1	at BOS
12/9	L	0-3	at EDM	3/12	T	4-4	at DET
12/11	L	3-5	at VAN	3/13	W	3-1	VAN
12/12	L	4-7	at LA	3/15	W	4-1	COL
12/15	L	5-6	at COL	3/16	L	1-6	MIN
12/19	W	5-4	WSH	3/19	T	5-5	MTL
12/22	L	2-4	BUF	3/21	T	5-5	PHI
12/23	L	2-4	at PHI	3/22	T	5-5	at MTL
12/26	T	4-4	PHI	3/24	L	5-7	STL
12/29	L	0-3	at STL	3/26	L	0-7	at WIN
1/2	T	3-3	at EDM	3/28	T	4-4	at VAN
1/4	L	3-6	WSH	3/29	T	2-2	at LA
1/6	L	1-2	DET	4/1	L	4-5	TOR
1/7	L	2-5	at NYR	4/2	L	4-6	at PIT
1/9	L	2-6	at MIN	4/4	W	9-2	QUE
1/12	W	6-4	at DET	4/6	W	5-3	DET

MAJOR TRADES

- 12/24/79** – Obtained Pat Boutette from TOR for Bob Stephenson.
- 01/17/80** – Obtained Tom Rowe from WSH for Alan Hangesleben.
- 02/27/80** – Obtained Bobby Hull from WPG for future considerations.

FINAL STATISTICS (Whalers games only)

PLAYER	SCORING /										
	GP	G	A	PTS	PIM	PP	SH	GW	GT		
MIKE ROGERS	80	44	61	105	10	3	2	0	0		
BLAINE STOUGHTON	80	56	44	100	16	16	2	9	3		
MARK HOWE	74	24	56	80	20	5	2	3	1		
DAVE KEON	76	10	52	62	10	0	0	0	0		
JORDY DOUGLAS	77	33	24	57	39	5	0	5	1		
PAT BOUTETTE	47	13	31	44	75	3	0	0	0		
GORDIE HOWE	80	15	26	41	42	2	0	0	1		
AL SIMS	76	10	31	41	30	2	0	1	1		
GORDIE ROBERTS	80	8	28	36	89	1	0	1	0		
GREG CARROLL	71	13	19	32	24	0	1	2	0		
RAY ALLISON	64	16	12	28	13	0	0	2	1		
DAVE DEBOL	48	12	14	26	4	0	0	1	0		
BERNIE JOHNSTON	32	8	13	21	8	0	0	0	0		
RICK LEY	65	4	16	20	92	0	0	1	0		
NICK FOTIU	74	10	8	18	107	0	0	0	0		
ALAN HANGSLEBEN	37	3	15	18	69	0	0	1	0		
ANDRE LACROIX	29	3	14	17	2	1	0	0	0		
TOM ROWE	20	6	4	10	30	1	0	1	0		
RON PLUMB	26	3	4	7	14	0	0	0	0		
BOBBY HULL	9	2	5	7	0	1	0	0	0		
LARRY GIROUX	47	2	5	7	44	0	0	0	1		
BILL BENNETT	24	3	3	6	63	2	0	0	0		
TIM SHEEHY	12	2	1	3	0	0	0	0	0		
JIM WARNER	32	0	3	3	32	0	0	0	0		
STEVE ALLEY	7	1	1	2	0	0	0	0	0		
BRIAN HILL	19	1	1	2	4	0	0	0	1		
MARK RENAUD	13	0	2	2	4	0	0	0	0		
JOHN GARRETT	52	0	2	2	12	0	0	0	0		
RAY NEUFELD	8	1	0	1	0	0	0	0	0		
JEFF BRUBAKER	3	0	1	1	2	0	0	0	0		
BOB STEPHENSON	4	0	1	1	0	0	0	0	0		
MIKE ANTONOVICH	5	0	1	1	2	0	0	0	0		
MARTY HOWE	6	0	1	1	4	0	0	0	0		
CHUCK LUKSA	8	0	1	1	4	0	0	0	0		
AL SMITH	30	0	1	1	10	0	0	0	0		
JEAN SAVARD	1	0	0	0	0	0	0	0	0		
STUART SMITH	4	0	0	0	0	0	0	0	0		
RICK HODGSON	6	0	0	0	6	0	0	0	0		
MAYNARD SCHURMAN	7	0	0	0	0	0	0	0	0		

GOALTENDING

PLAYER	GP	MINS	GA	GAA	SO	W-L-T
AL SMITH	30	1754	107	3.66	2	11-10-8
JOHN GARRETT	52	3046	202	3.98	0	16-24-11

SEASON HIGHLIGHTS

- All-time WHA scoring king Andre Lacroix retires – December 20, 1979.
- Whalers re-open the Hartford Civic Center with a 7-3 win over Los Angeles – February 6.
- Whalers retire John McKenzie's #19 – February 27, 1980.
- Whalers sign hockey legend Bobby Hull – February 27, 1980.
- Gordie Howe scores his 800th career NHL regular season goal – February 29, 1980.
- Blaine Stoughton ties for NHL goal scoring lead with 56.
- Mike Rogers finishes eighth in NHL scoring with 105 points.

RECORDS

YEAR	GP	W	L	T	OTL	PTS	GF	GA	YEAR	GP	W	L	T	OTL	PTS	GF	GA
1972-73 (WHA-BOS)	78	46*	30	2		94*	318*	263	1991-92 (NHL-HFD)	80	26	41	13		65	247	283
1973-74 (WHA-BOS)	78	43#	31	4		90#	291	260	1992-93 (NHL-HFD)	84	26	52	6		58	284	369
1974-75 (WHA-HFD)	78	43#	30	5		91#	274#	279	1993-94 (NHL-HFD)	84	27	48	9		63	227	288
1975-76 (WHA-HFD)	80	33	40	7*		73	255	290	1994-95 (NHL-HFD)	48	19	24	5		43	127	141
1976-77 (WHA-HFD)	81	35	40	6		76	275	290	1995-96 (NHL-HFD)	82	34	39	9		77	237	259
1977-78 (WHA-HFD)	80	44	31	5*		93	335	269	1996-97 (NHL-HFD)	82	32	39	11		75	226	256
1978-79 (WHA-HFD)	80	37	34	9*		83	298	287	1997-98 (NHL-CAR)	82	33	41	8		74	200	219
1979-80 (NHL-HFD)	80	27	34	19		73	303	312	1998-99 (NHL-CAR)	82	34#	30	18		86#	210	202
1980-81 (NHL-HFD)	80	21	41	18		60	292	372	1999-00 (NHL-CAR)	82	37	35	10	0	84	217	216
1981-82 (NHL-HFD)	80	21	41	18		60	264	351	2000-01 (NHL-CAR)	82	38	32	9	3	88	212	225
1982-83 (NHL-HFD)	80	19	54*	7		45	261	403*	2001-02 (NHL-CAR)	82	35	26	16*	5	91#	217	217
1983-84 (NHL-HFD)	80	28	42	10		66	288	320	2002-03 (NHL-CAR)	82	22	43	11	6	61	171	240
1984-85 (NHL-HFD)	80	30	41	9		69	268	318	2003-04 (NHL-CAR)	82	28	34	14	6	76	172	209
1985-86 (NHL-HFD)	80	40	36	4		84	332#	302	2005-06 (NHL-CAR)	82	52#	22	8		112#	294#	260
1986-87 (NHL-HFD)	80	43#	30	7		93#	287	270	2006-07 (NHL-CAR)	82	40	34	8		88	241	253
1987-88 (NHL-HFD)	80	35	38	7		77	249	267	2007-08 (NHL-CAR)	82	43	33	6		92	250	246
1988-89 (NHL-HFD)	80	37	38	5		79	299	290	2008-09 (NHL-CAR)	82	45	30	7		97	239	226
1989-90 (NHL-HFD)	80	38	33	9		85	275	268	2009-10 (NHL-CAR)	82	35	37	10		80	230	256
1990-91 (NHL-HFD)	80	31	38	11		73	238	276	2010-11 (NHL-CAR)	82	40	31	11		91	236	239

* – Indicates a League Leading Figure.

– Indicates a Division Leading Figure.

YEAR	FINISHED	PLAYOFF RESULT	COACH (CAPTAIN)
1972-73 (WHA-BOS)	1st East Div.	Won Avco-World Trophy	Jack Kelley (Ted Green)
1973-74 (WHA-BOS)	1st East Div.	Lost Quarterfinals	Ron Ryan (Ted Green)
1974-75 (WHA-HFD)	1st East Div.	Lost Quarterfinals	Ron Ryan / Jack Kelley (Ted Green)
1975-76 (WHA-HFD)	3rd East Div.	Lost Semifinals	Jack Kelley / Don Blackburn / Harry Neale (Rick Ley)
1976-77 (WHA-HFD)	4th East Div.	Lost Quarterfinals	Harry Neale (Rick Ley)
1977-78 (WHA-HFD)	2nd of 8 teams	Lost Finals	Harry Neale (Rick Ley)
1978-79 (WHA-HFD)	4th of 6 teams	Lost Semifinals	Bill Dineen / Don Blackburn (Rick Ley)
1979-80 (NHL-HFD)	4th Norris Div.	Lost Preliminary	Don Blackburn (Rick Ley)
1980-81 (NHL-HFD)	4th Norris Div.	Out of Playoffs	Don Blackburn / Larry Pleau (Rick Ley / Mike Rogers)
1981-82 (NHL-HFD)	5th Adams Div.	Out of Playoffs	Larry Pleau (Dave Keon)
1982-83 (NHL-HFD)	5th Adams Div.	Out of Playoffs	Larry Kish / Larry Pleau / John Cunniff (Russ Anderson)
1983-84 (NHL-HFD)	5th Adams Div.	Out of Playoffs	Jack Evans (Mark Johnson)
1984-85 (NHL-HFD)	5th Adams Div.	Out of Playoffs	Jack Evans (Mark Johnson / Ron Francis)
1985-86 (NHL-HFD)	4th Adams Div.	Lost Division Finals	Jack Evans (Ron Francis)
1986-87 (NHL-HFD)	1st Adams Div.	Lost Div. Semifinals	Jack Evans (Ron Francis)
1987-88 (NHL-HFD)	4th Adams Div.	Lost Div. Semifinals	Jack Evans / Larry Pleau (Ron Francis)
1988-89 (NHL-HFD)	4th Adams Div.	Lost Div. Semifinals	Larry Pleau (Ron Francis)
1989-90 (NHL-HFD)	4th Adams Div.	Lost Div. Semifinals	Rick Ley (Ron Francis)
1990-91 (NHL-HFD)	4th Adams Div.	Lost Div. Semifinals	Rick Ley (Ron Francis until 12/90)
1991-92 (NHL-HFD)	4th Adams Div.	Lost Div. Semifinals	Jim Roberts (Randy Ladouceur)
1992-93 (NHL-HFD)	5th Adams Div.	Out of Playoffs	Paul Holmgren (Pat Verbeek)
1993-94 (NHL-HFD)	6th Northeast Div.	Out of Playoffs	Paul Holmgren / Pierre McGuire (Pat Verbeek)
1994-95 (NHL-HFD)	5th Northeast Div.	Out of Playoffs	Paul Holmgren (Pat Verbeek until 3/95)
1995-96 (NHL-HFD)	4th Northeast Div.	Out of Playoffs	Paul Holmgren / Paul Maurice (Brendan Shanahan)
1996-97 (NHL-HFD)	5th Northeast Div.	Out of Playoffs	Paul Maurice (Kevin Dineen)
1997-98 (NHL-CAR)	6th Northeast Div.	Out of Playoffs	Paul Maurice (Kevin Dineen)
1998-99 (NHL-CAR)	1st Southeast Div.	Lost Conf. Quarterfinals	Paul Maurice (Keith Primeau)
1999-00 (NHL-CAR)	3rd Southeast Div.	Out of Playoffs	Paul Maurice (Ron Francis)
2000-01 (NHL-CAR)	2nd Southeast Div.	Lost Conf. Quarterfinals	Paul Maurice (Ron Francis)
2001-02 (NHL-CAR)	1st Southeast Div.	Lost Stanley Cup Finals	Paul Maurice (Ron Francis)
2002-03 (NHL-CAR)	5th Southeast Div.	Out of Playoffs	Paul Maurice (Ron Francis)
2003-04 (NHL-CAR)	3rd Southeast Div.	Out of Playoffs	Paul Maurice / Peter Laviolette (Ron Francis until 3/04)
2005-06 (NHL-CAR)	1st Southeast Div.	Won Stanley Cup	Peter Laviolette (Rod Brind'Amour)
2006-07 (NHL-CAR)	3rd Southeast Div.	Out of Playoffs	Peter Laviolette (Rod Brind'Amour)
2007-08 (NHL-CAR)	2nd Southeast Div.	Out of Playoffs	Peter Laviolette (Rod Brind'Amour)
2008-09 (NHL-CAR)	2nd Southeast Div.	Lost Conf. Finals	Peter Laviolette / Paul Maurice (Rod Brind'Amour)
2009-10 (NHL-CAR)	3rd Southeast Div.	Out of Playoffs	Paul Maurice (Rod Brind'Amour / Eric Staal)
2010-11 (NHL-CAR)	3rd Southeast Div.	Out of Playoffs	Paul Maurice (Eric Staal)

YEAR-BY-YEAR

NHL HOME AND ROAD RECORDS

HOME ICE RECORD									ROAD ICE RECORD							OVERALL REGULAR SEASON RECORD								
YEAR	GP	W	L	T	OTL	PTS	GF	GA	GP	W	L	T	OTL	PTS	GF	GA	GP	W	L	T	OTL	PTS	GF	GA
1979-80	40	22	12	6		50	179	141	40	5	22	13		23	124	171	80	27	34	19		73	303	312
1980-81	40	14	17	9		37	158	169	40	7	24	9		23	134	203	80	21	41	18		60	292	372
1981-82	40	13	17	10		36	136	152	40	8	24	8		24	128	199	80	21	41	18		60	264	351
1982-83	40	13	22	5		31	147	169	40	6	32	2		14	114	234	80	19	54	7		45	261	403
1983-84	40	19	16	5		43	158	150	40	9	26	5		23	130	170	80	28	42	10		66	288	320
1984-85	40	17	18	5		39	137	148	40	13	23	4		30	131	170	80	30	41	9		69	268	318
1985-86	40	21	17	2		44	181	153	40	19	19	2		40	151	149	80	40	36	4		84	332	302
1986-87	40	26	9	5		57	150	112	40	17	21	2		36	137	158	80	43	30	7		93	287	270
1987-88	40	21	14	5		47	134	124	40	14	24	2		30	115	143	80	35	38	7		77	249	267
1988-89	40	21	17	2		44	156	145	40	16	21	3		35	143	145	80	37	38	5		79	299	290
1989-90	40	17	18	5		39	134	135	40	21	15	4		46	141	133	80	38	33	9		85	275	268
1990-91	40	18	16	6		42	128	128	40	13	22	5		31	110	148	80	31	38	11		73	238	276
1991-92	40	13	17	10		36	120	126	40	13	24	3		29	127	157	80	26	41	13		65	247	283
1992-93	42	12	25	5		29	141	176	42	14	27	1		29	143	193	84	26	52	6		58	284	369
1993-94	42	14	22	6		34	123	129	42	13	26	3		29	104	159	84	27	48	9		63	227	288
1994-95	24	12	10	2		26	64	65	24	7	14	3		17	63	76	48	19	24	5		43	127	141
1995-96	41	22	15	4		48	134	120	41	12	24	5		29	103	139	82	34	39	9		77	237	259
1996-97	41	23	15	3		49	116	108	41	9	24	8		26	110	148	82	32	39	11		75	226	256
1997-98	41	16	18	7		39	106	109	41	17	23	1		35	94	110	82	33	41	8		74	200	219
1998-99	41	20	12	9		49	110	96	41	14	18	9		37	100	106	82	34	40	18		86	210	202
1999-00	41	20	16	5	0	45	99	102	41	17	19	5	0	39	118	114	82	37	35	10	0	84	217	216
2000-01	41	23	15	3	0	49	129	115	41	15	17	6	3	39	83	110	82	38	32	9	3	88	212	225
2001-02	41	15	13	11	2	43	98	105	41	20	13	5	3	48	119	112	82	35	26	16	5	91	217	217
2002-03	41	12	17	9	3	36	84	102	41	10	26	2	3	25	87	138	82	22	43	11	6	61	171	240
2003-04	41	13	18	8	2	36	85	100	41	15	16	6	4	40	87	109	82	28	34	14	6	76	172	209
2005-06	41	31	8	2		64	153	127	41	21	14	6		48	141	133	82	52	22	8		112	294	260
2006-07	41	21	16	4		46	128	131	41	19	18	4		42	113	122	82	40	34	8		88	241	253
2007-08	41	24	13	4		52	140	119	41	19	20	2		40	110	127	82	43	33	6		92	250	246
2008-09	41	26	14	1		53	115	106	41	19	16	6		44	121	115	82	45	30	7		97	236	221
2009-10	41	21	17	3		45	122	124	41	14	20	7		35	108	132	82	35	37	10		80	226	251
2010-11	41	22	14	5		49	126	114	41	18	17	6		42	110	125	82	40	31	11		91	236	239
31-YR. TOTALS	1243	582	488	166	7	1337	3991	3900	1243	434	649	147	13	1028	3599	4447	2486	1016	1138	313	20	2365	7546	8343
31-YR. AVG.	40	19	16	5	1*	43	129	126	40	14	21	5	3*	33	116	143	80	33	37	10	4*	76	243	269

* - 5 year average

ALL-TIME ATTENDANCE

SEASON	REGULAR SEASON ATTENDANCE	NUMBER OF GAMES	REGULAR SEASON AVERAGE	PLAYOFF ATTENDANCE	PLAYOFF AVERAGE	TOTAL OVERALL ATTENDANCE	OVERALL AVERAGE	PERCENT OF CAPACITY
1979-80 (HFD)	394,228	40	9,856	(1) 14,460	14,460	408,688	9,968	91.9%
1980-81 (HFD)	461,008	40	11,525	—	—	461,008	11,525	79.4%
1981-82 (HFD)	456,510	40	11,413	—	—	456,510	11,413	78.7%
1982-83 (HFD)	427,819	40	10,695	—	—	427,819	10,695	73.5%
1983-84 (HFD)	459,525	40	11,488	—	—	459,525	11,488	77.6%
1984-85 (HFD)	481,059	40	12,026	—	—	481,059	12,026	81.2%
1985-86 (HFD)	510,753	40	12,769	(4) 60,504	15,126	571,257	12,983	85.8%
1986-87 (HFD)	569,219	40	14,230	(3) 45,378	15,126	614,597	14,293	94.5%
1987-88 (HFD)	582,969	40	14,574	(3) 45,507	15,169	628,476	14,616	95.9%
1988-89 (HFD)	556,823	40	13,921	(2) 25,608	12,804	582,431	13,867	91.1%
1989-90 (HFD)	548,025	40	13,701	(3) 46,605	15,535	594,630	13,829	88.9%
1990-91 (HFD)	497,224	40	12,431	(3) 45,468	15,156	542,692	12,621	80.7%
1991-92 (HFD)	433,289	40	10,832	(3) 25,061	8,354	458,350	10,659	68.2%
1992-93 (HFD)	433,918	41	10,583	—	—	433,918	10,583	67.7%
1993-94 (HFD)	430,159	41	10,492	—	—	430,159	10,492	67.1%
1994-95 (HFD)	284,050	24	11,835	—	—	284,050	11,835	75.7%
1995-96 (HFD)	491,315	41	11,983	—	—	491,315	11,983	76.6%
1996-97 (HFD)	559,939	41	13,657	—	—	559,939	13,657	93.2%
1997-98 (CAR)	373,422	41	9,108	—	—	373,422	9,108	57.3%
1998-99 (CAR)	335,696	41	8,188	(3) 33,177	11,059	368,873	8,383	75.8%
1999-00 (CAR)	508,424	41	12,400	—	—	508,424	12,400	66.2%
2000-01 (CAR)	547,585	41	13,356	(3) 50,594	16,865	598,179	13,595	72.6%
2001-02 (CAR)	635,868	41	15,509	(11) 203,497	18,500	839,365	16,142	86.2%
2002-03 (CAR)	642,973	41	15,682	—	—	642,973	15,682	83.7%
2003-04 (CAR)	505,534	41	12,330	—	—	505,534	12,330	65.8%
2005-06 (CAR)	639,454	41	15,596	(14) 263,216	18,801	902,670	16,421	87.6%
2006-07 (CAR)	712,861	41	17,387	—	—	712,861	17,387	93.3%
2007-08 (CAR)	681,962	41	16,633	—	—	681,962	16,633	89.0%
2008-09 (CAR)	679,488	41	16,573	(8) 147,823	18,478	827,311	16,884	90.4%
2009-10 (CAR)	624,873	41	15,241	—	—	624,873	15,241	81.6%
2010-11 (CAR)	656,611	40	16,415	—	—	656,611	16,415	87.9%
TOTALS	16,122,583	1,240	13,002	(61) 1,006,898	16,507	17,129,481	13,166	

Note: The franchise moved from the Hartford Civic Center (cap. 14,660) to the Greensboro Coliseum (cap 15,902) following the 1996-97 season. During the 1998-99 season, the official capacity at the Greensboro Coliseum was 11,059. The team played its first season at the Entertainment & Sports Arena (18,730) in Raleigh during the 1999-2000 campaign. The Entertainment & Sports Arena was renamed the RBC Center in September 2002 and the capacity of the RBC Center changed to 18,639 in October 2006. The RBC Center's capacity changed again in 2007 to 18,680.

BEST RECORD AFTER GAMES 1-84

AFTER	POINTS	SEASON(S)	AFTER	POINTS	SEASON(S)	AFTER	POINTS	SEASON(S)
1 game	2	85-86, 86-87, 95-96,	26 games	34	05-06	56 games	80	05-06
		96-97, 99-00, 01-02,	27 games	36	05-06	57 games	82	05-06
		08-09, 10-11	28 games	38	05-06	58 games	84	05-06
2 games	4	85-86, 95-96, 96-97,	29 games	38	05-06	59 games	86	05-06
		99-00, 01-02, 08-09,	30 games	40	05-06	60 games	88	05-06
		10-11	31 games	42	05-06	61 games	90	05-06
3 games	6	95-96	32 games	44	05-06	62 games	91	05-06
4 games	8	95-96	33 games	46	05-06	63 games	91	05-06
5 games	9	95-96	34 games	48	05-06	64 games	92	05-06
6 games	10	96-97	35 games	49	05-06	65 games	94	05-06
7 games	11	91-92	36 games	49	05-06	66 games	96	05-06
8 games	11	91-92, 96-97, 05-06,	37 games	50	05-06	67 games	96	05-06
		07-08	38 games	52	05-06	68 games	96	05-06
9 games	13	05-06, 07-08	39 games	54	05-06	69 games	98	05-06
10 games	15	05-06, 07-08	40 games	56	05-06	70 games	98	05-06
11 games	17	05-06	41 games	58	05-06	71 games	100	05-06
12 games	19	05-06	42 games	60	05-06	72 games	100	05-06
13 games	21	05-06	43 games	62	05-06	73 games	102	05-06
14 games	23	05-06	44 games	64	05-06	74 games	102	05-06
15 games	25	05-06	45 games	66	05-06	75 games	104	05-06
16 games	25	05-06	46 games	68	05-06	76 games	106	05-06
17 games	27	05-06	47 games	68	05-06	77 games	108	05-06
18 games	29	05-06	48 games	70	05-06	78 games	108	05-06
19 games	29	05-06	49 games	72	05-06	79 games	109	05-06
20 games	29	05-06	50 games	74	05-06	80 games	111	05-06
21 games	29	05-06	51 games	76	05-06	81 games	112	05-06
22 games	31	05-06	52 games	78	05-06	82 games	112	05-06
23 games	31	05-06	53 games	78	05-06	83 games	61	93-94
24 games	33	05-06	54 games	80	05-06	84 games	63	93-94
25 games	34	05-06	55 games	80	05-06	(schedule increased to 84 games in 1992-93)		

NHL ROSTER BY NUMBER

- 0 Neil Sheehy
- 1 Arturs Irbe, Jamie Storr, Kirk McLean, Sean Burke, Mike Liut, Ed Staniowski, Mike Veisor, Al Smith
- 2 Glen Wesley, Rick Ley (Retired February 17, 2009 in honor of Glen Wesley)
- 3 Steve Chiasson, Brian Glynn, Zarley Zalapski, Doug Crossman, Joel Quenneville, Stuart Smith, Paul Shmyr, Al Sims
- 4 **Jamie McBain**, Aaron Ward, Dennis Seidenberg, Kevin Hatcher, Nolan Pratt, Gerald Diduck, Frantisek Kucera, James Patrick, Eric Weinrich, Dan Keczmer, Rob Brown, Jergus Baca, Steve Dykstra, Jim Pavese, Charlie Bourgeois, Dana Murzyn, Richie Dunn, Mickey Volcan, Fred Arthur, Ron Francis, Andre Lacroix
- 5 **Bryan Allen**, Brian Pothier, Frantisek Kaberle, Marek Malik, Kevin Haller, Alexander Godynnyuk, Bryan Marchment, Steve Konroyd, Ulf Samuelsson, Pierre Lacroix, Mark Howe
- 6 **Tim Gleason**, Bret Hedican, Adam Burt, Mark Paterson, Blake Wesley, Thommy Abrahamsson, Ron Plumb, Jean Savard
- 7 Ian White, Niclas Wallin, Curtis Leschyshyn, Brian Glynn, Randy Cunneyworth, Brian Lawton, Stewart Gavin, David Jensen, Russ Anderson, Steve Stoyanovich, Rick MacLeish, Gordie Roberts
- 8 Patrick O'Sullivan, Matt Cullen, Tim Gleason, Bob Boughner, Sandis Ozolinsh, Geoff Sanderson, Mark Greig, Jody Hull, Mike Millar, Risto Siltanen, Garry Howatt, Ray Allison
- 9 Gordie Howe
- 10 Ron Francis, Gary Roberts, Andrei Nikolishin, Brad McCrimmon, Ray Neufeld, Tim Sheehy, Alan Hangleben (Retired January 28, 2006 in honor of Ron Francis)
- 11 **Zach Boychuk**, Justin Williams, Jeff Daniels, Kevin Dineen, Andrei Nikolishin, Yvon Corriveau, John Cullen, Paul Fenton, Paul Lawless, Jordy Douglas, Greg Carroll
- 12 **Eric Staal**, Craig MacDonald, Steven Rice, Darren Turcotte, Barry Nieckar, Tim Kerr, Murray Craven, Dean Evason, Mark Johnson, Dan Bourbonnais, Mike Antonovich, Tom Rowe
- 13 **Anthony Stewart**, Ray Whitney, Bates Battaglia, Andrei Nikolishin, Ted Drury, Geoff Sanderson, Carey Wilson
- 14 Sergei Samsonov, Kevyn Adams, Steve Halko, Kevin Haller, Kevin Smyth, Paul Ranheim, Jim Sandlak, Chris Govedaris, Don Maloney, Mark Reeds, Bill Gardner, Greg Malone, Michel Galarneau, Dave Keon
- 15 **Tuomo Ruutu**, Brad Isbister, Marty Murray, Harold Druken, Kevyn Adams, Byron Ritchie, Scott Daniels, Kelly Chase, Todd Harkins, Brian Propp, Joe Day, John Cullen, Dave Tippett, Norm Dupont, Glenn Merkosky, Dan Fridgen, Paul MacDermid, Dave Debol, Michel Galarneau, Garry Howatt, Rob McClanahan
- 16 **Brandon Sutter**, Andrew Ladd, Ryan Bayda, Tommy Westlund, Jeff Daniels, Nelson Emerson, Pat Verbeek, Sylvain Turgeon, George Lyle, Michel Galarneau, Bobby Hull, Bill Bennett
- 17 Rod Brind'Amour, Jeff Daniels, Chris Murray, Scott Daniels, Ted Drury, Mark Greig, Todd Krygier, Brent Peterson, Wayne Babych, Ray Neufeld, Mike Rogers (Retired February 18, 2011 in honor of Rod Brind'Amour)
- 18 **Jon Matsumoto**, Stephane Yelle, Ryan Bayda, Mark Recchi, Mike Zigomanis, Mike Rucinski, Robert Kron, Paul Cyr, Jim Thomson, Scot Kleinendorst, Mike Crombeen, Greg Adams, Marty Howe, Mike Fidler, Don Gillen
- 19 **Jiri Tlustý**, Trevor Letowski, Radim Vrbata, Chris Dingman, Rob DiMaio, Jeff O'Neill, Nelson Emerson, Johnny McKenzie
- 20 **Riley Nash**, Troy Bodie, Michael Ryan, Dan LaCouture, Jan Hlavac, Darren Langdon, Sandy McCarthy, Glen Wesley, Kevin Smyth, Nick Kypreos, Yvon Corriveau, John Anderson, Mike Hoffman, Mike Zuke, Merlin Malinowski, Rick Meagher, Mark Renaud
- 21 **Drayson Bowman**, Jeff Heerema, David Tanabe, Josh Holden, Ron Francis, Jeff Brown, Andrew Cassels, Sylvain Cote, Blaine Stoughton
- 22 **Zac Dalpe**, Josef Melichar, Mike Commodore, Sean Hill, Jeff Brown, Mark Janssens, Ed Kastelic, Gord Sherven, Dave Williams, Shane Churla, Jorgen Pettersson, Mike Hoffman, Dave Lumley, Doug Sulliman, Jeff Brubaker
- 23 **Alexei Ponikarovsky**, Steven Goertzen, Zach Boychuk, Derrick Walser, Pavel Brendl, Martin Gelinias, Marek Malik, Jocelyn Lemieux, Paul Gillis, James Black, Lee Norwood, Paul MacDermid, Wally Weir, Ed Hospodar, Gilles Lupien, Nick Fotiu, Mike McDougal
- 24 **Bobby Sanguinetti**, Scott Walker, Andrew Hutchinson, Sami Kapanen, Jim Storm, Patrick Poulin, Bobby Holik, Tom Martin, Pat Hughes, Dave Barr, Tim Bothwell, Chris Kotsopoulos, Kevin Kemp, Mike Fidler, Maynard Schurman, Bernie Johnston
- 25 **Joni Pitkanen**, Shane Willis, Bruno St. Jacques, Jason McBain, Bob McGill, Terry Yake, Mark Bergevin, Barry Pederson, Jeff Parker, Grant Jennings, Mike McEwen, Dave Williams, Brad Shaw, Bobby Crawford, Mike Renaud, Pierre Larouche, Norm Barnes, Russ Anderson, Steve Alley, Jim Warner
- 26 Erik Cole, Ray Sheppard, Steve Martins, Jocelyn Lemieux, Brian Propp, Jim Agnew, Mark Hunter, Ray Ferraro, Tony Currie, Bob Sullivan, Don Nachbaur
- 27 **Derek Joslin**, Brett Carson, Craig Adams, Rod Brind'Amour, Steve Leach, Derek King, Jeff Brown, Kelly Chase, Bryan Marchment, Doug Houda, Scott Young, Doug Jarvis, Marty Howe, Steve Alley, Brian Hill, Warren Miller, Bob Stephenson
- 28 **Justin Faulk**, Bryan Rodney, Jamie McBain, Wade Brookbank, Andrew Hutchinson, Brad DeFauw, Steve Halko, Paul Ranheim, Mike Tomlak, Lindsay Carson, Paul Lawless, Pat Boutette, Ross Yates, Randy MacGregor, Mark Renaud, Pierre Larouche, Bob Stephenson, Rob McClanahan
- 29 **Chris Durno**, Ryan Carter, Tom Kostopoulos, Bryan Rodney, Joey Mormina, Martin Gerber, Mike Watt, Kevin Brown, Jason Muzzatti, Marc Potvin, Randy Ladouceur, Paul Fenton, Kevin Dineen, Paul MacDermid, Tom Rowe, Jack McIlhargey, Archie Henderson, Chuck Luksa
- 30 **Cam Ward**, Patrick DesRochers, Jean-Marc Pelletier, Mark Fitzpatrick, Mike Fountain, Jeff Reese, Mike Lenarduzzi, Peter Sidorkiewicz, Greg Millen, Ken Holland
- 31 **Justin Krueger**, Justin Pogge, Tyler Moss, Craig MacDonald, Mario Gosselin, Daryl Reaugh, Jim McKenzie, Bob Bodak, Richard Brodeur, Steve Weeks, Dan Bourbonnais, Mike Veisor, Gerry McDonald, Mike Fidler, Don Nachbaur, Greg Carroll
- 32 **Justin Soryal**, Oskar Osala, Stu Grimson, Steve Martins, Igor Chibirev, Murray Craven, Brad Shaw, Torrie Robertson, Mike McDougal, Dan Fridgen, Rick Hodgson, Mark Renaud, Mickey Volcan, Larry Giroux
- 33 **Brian Boucher**, Derek Joslin, Anton Babchuk, Bryan Rodney, Joey Tetarenko, David Karpa, Bates Battaglia, Jimmy Carson, Ted Crowley, Jim McKenzie, Carey Wilson, Norm Maciver, Brad Shaw, John Newberry, Mark Fusco, Gerry McDonald, Rick Hodgson, Jeff Brownschidle, Stuart Smith, Jack McIlhargey
- 34 **Jared Staal**, Manny Legace, Joe Jensen, Dave Gove, Steve Martins, Jamie Leach, Mikael Andersson, Jack Brownschidle, Dan Fridgen, Reid Bailey, Randy Gilhen, Paul Marshall
- 35 Kevin Nastiuk, Tom Barrasso, Jean-Marc Pelletier, Eric Fichaud, Pat Jablonski, Jeff Reese, Mike Lenarduzzi, Corrie D'Alessio, Kay Whitmore, Mike Vellucci, Scot Kleinendorst, John Garrett
- 36 **Jussi Jokinen**, Michael Ryan, Brandon Nolan, Jesse Boulerice, Greg Koehler, Glen Featherstone, Michael Nylander, Daniel Shank, Marc Bergevin, Yves Courteau, Gord Sherven, Paul MacDermid
- 37 **Tim Brent**, Keith Aucoin, Tomas Kurka, Trevor Kidd, Jeff Daniels, Dan Keczmer, Patrick Poulin, Chris Tancill, Dallas Gaume
- 38 Tim Conboy, Allan Rourke, Scott Pellerin, Robert Kron, Terry Yake, Mark Reeds, Brad Shaw, Randy Pierce, Randy MacGregor
- 39 **Patrick Dwyer**, Doug Weight, Brad DeFauw, Pat Jablonski, Enrico Ciccone, Kelly Chase, Robert Petrovicky
- 40 Tripp Tracy, Frank Pietrangelo, Jergus Baca, Al Tuer, Greg Britz, Mike Hoffman, Bob Hess
- 41 Andrew Alberts, Nolan Pratt, Allen Pedersen, Joe Day, Jim Culhane
- 42 **Brett Sutter**, Tim Gleason, Jeff Heerema, Brian Chapman, Marc Laforge
- 44 **Jay Harrison**, Patrick Eaves, Kent Manderville, Gerald Diduck, Chris Pronger, Paul Gillis, Rob Brown, Dave Babych, Niklas Nordgren
- 45 Alexandre Picard, David Tanabe, Shane Willis, John Stevens
- 46 **Matt Pistilli**, Mike Zigomanis, Mike Rucinski, Kevin Brown, Jim Storm, Todd Richards
- 47 **Michal Jordan**, John Grahame, Brad Fast, Ryan Bayda, Jean-Sebastien Giguere, Michel Picard
- 48 Anton Babchuk, Nikos Tselios, Scott Daniels
- 49 Michael Leighton, Ross McKay
- 51 **Tomas Kaberle**, Jeff Hamilton, Danny Richmond, Andrei Kovalenko
- 52 **Justin Shugg**, Damian Surma, Jim Sandlak
- 53 **Jeff Skinner**, Casey Borer, Greg Kuznik
- 55 Danny Markov, Pavel Brendl, Keith Primeau
- 56 **Cedric McNicoll**, Jakub Petruzalek, Brett Lysak
- 57 **Tommi Kivisto**
- 58 **Chris Terry**
- 59 **Chad LaRose**
- 60 **Justin Peters**
- 61 Cory Stillman
- 62 **Rasmus Rissanen**, Jaroslav Svoboda
- 63 Dwight Helminen, Josef Vasicek
- 67 **Mattias Lindstrom**, Jerome Samson
- 68 **Kyle Lawson**
- 70 Oleg Tverdovsky
- 71 **Jerome Samson**, Tomas Malec
- 72 **Nicolas Blanchard**, Dave Semenko
- 73 **Brett Bellemore**
- 77 Joe Corvo, Anson Carter, Paul Coffey
- 80 Kevin Weekes
- 89 Darren Turcotte
- 92 Jeff O'Neill, Michael Nylander
- 94 Brendan Shanahan

	YEARS	POS.-NO.	REGULAR SEASON					PLAYOFFS				
			GP	G	A	TP	PIM	GP	G	A	TP	PIM
-A-												
Abrhasson, Christer	74-77	G-1/29	10	0	2	2	18	3	0	0	0	0
Signed August 1974 from Leksand IF of Swedish Elite League. Released, June 1977.												
Abrahamsson, Thommy	74-77/80-81	D-6/19	234	34	78	112	142	28	2	7	9	15
Signed August 1974 from Leksand IF of Swedish Elite League. Retired, July 1977. Re-signed from Swedish Elite League, June 1980. Released, June 1981.												
Adams, Craig	00-04, 05-08	RW-27	427	33	44	77	337	29	0	0	0	10
Selected in the NHL Entry Draft (Harvard), June 22, 1996. Signed with Anaheim as a free agent, August 2005. Acquired from Anaheim in exchange for Bruno St. Jacques, October 2005. Traded to Chicago in exchange for future considerations, January 17, 2008.												
Adams, Greg	82-83	LW-18	79	10	13	23	216	-	-	-	-	-
Acquired from Philadelphia Flyers with Ken Linseman and Flyers' No. 1 choice in 1983 (David A. Jensen) for Mark Howe, August 1982. Traded to Washington Capitals for Torrie Robertson, October 1983.												
Adams, Kevyn	02-07	C-14/15	300	38	34	72	167	48	1	0	1	18
Acquired from the Florida Panthers along with Bret Hedican and Tomas Malec for Sandis Ozolinsh and Byron Ritchie, January 16, 2002. Traded to Phoenix Coyotes for Dennis Seidenberg, January 8, 2007.												
Agnew, Jim	92-93	D-26	16	0	0	0	68	-	-	-	-	-
Signed as a free agent (Vancouver Canucks), June 1992. Retired, September 15, 1993.												
Ahearn, Kevin	72-74	LW-14/5	78	20	22	42	18	14	1	2	3	9
Selected in WHA Player Selection Draft, February 1972 (U.S. Olympic Team). Released, May 1974.												
Alberts, Andrew	09-10	D-41	62	2	8	10	74	-	-	-	-	-
Signed as a free agent, July 15, 2009. Traded to Vancouver in exchange for Vancouver's 2010 third-round draft pick, March 3, 2010.												
Allen, Bryan	11	D-5	19	0	5	5	19	-	-	-	-	-
Acquired from the Florida Panthers in exchange for Sergei Samsonov, February 28, 2011.												
Alley, Steve	79-81	LW-27/25	15	3	3	6	11	3	0	1	1	0
Claimed in WHA dispersal draft (Birmingham Bulls), June 1979. Released, May 1981.												
Allison, Ray	79-81	RW-8	70	17	12	29	13	2	0	1	1	0
Selected in NHL Entry Draft (Brandon, WHL), August 1979. Traded with Fred Arthur and first- and third-round 1982 draft picks (Ron Sutter, Miroslav Dvorak), to Philadelphia Flyers for Rick MacLeish, Don Gillen, Blake Wesley and Philadelphia's first, second- and third-round 1982 draft picks, July 1981 (Paul Lawless, Mark Paterson, Kevin Dineen).												
Anderson, John	85-89	LW-20	215	72	117	189	69	20	6	11	17	2
Acquired from Quebec Nordiques for Risto Siltanen, March 1986. Released, October 1989.												
Anderson, Russ	81-83	D-25/7	82	1	9	10	256	-	-	-	-	-
Acquired from Pittsburgh Penguins for eighth-round 1983 draft choice, December 1981. Released, June 1983.												
Andersson, Mikael	89-92	LW-34	175	35	60	95	28	12	0	5	5	8
Selected in 1989 NHL Waiver Draft from Buffalo Sabres, October 1989. Signed with Tampa Bay as a free agent, June 1992.												
Antonovich, Mike	77-80	LW-12	175	64	72	136	79	29	17	12	29	22
Acquired from Edmonton Oilers with Bill Butters for Brett Callighen and Ron Busniuk, February 1977. Released, May 1980.												
Arndt, Danny	75-77	C/LW-19	115	16	22	38	21	8	0	0	0	0
Selected in WHA Amateur Draft (Saskatoon, WCHL), June 1975. Traded to Edmonton Oilers with cash and "future considerations" (WHA rights to Dave Debol) for Dave Keon, Jack Carlson, Steve Carlson, John McKenzie and Dave Dryden, January 1977.												
Arthur, Fred	80-81	D-4	3	0	0	0	0	-	-	-	-	-
Selected as underage junior in NHL Draft (Cornwall, QMJHL), June 1980. Traded to Philadelphia Flyers with Ray Allison and first and third picks in the 1982 draft (Ron Sutter, Miroslav Dvorak) for Rick MacLeish, Don Gillen, Blake Wesley and the Flyers' first-, second- and third-round 1982 draft picks (Paul Lawless, Mark Paterson, Kevin Dineen), July 1981.												
Aucoin, Keith	06-08	C-37	53	5	10	15	14	-	-	-	-	-
Signed as a free agent, August 4, 2005. Signed with Washington as an unrestricted free agent, July 2008.												
-B-												
Babchuk, Anton	06-07/08-09/10	D-33/48	163	24	38	62	64	13	0	1	1	10
Acquired from the Chicago Blackhawks along with Chicago's fourth-round pick in 2007 for Danny Richmond and a fourth-round pick in 2006, January 2006. Traded to Calgary along with Tom Kostopoulos in exchange for Brett Sutter and Ian White, November 17, 2010.												
Babych, Dave	85-91	D-44	349	44	196	240	256	31	7	13	20	32
Acquired from Winnipeg Jets for Ray Neufeld, November 1985. Claimed by Minnesota North Stars in NHL Expansion Draft, May 1991.												
Babych, Wayne	85-87	RW-17	41	11	17	28	63	10	0	1	1	2
Acquired from the Quebec Nordiques for Greg Malone, January 1986. Retired, September 1987.												
Baca, Jergus	90-92	D-40	10	0	2	2	14	-	-	-	-	-
Selected in NHL Entry Draft, June 1990. Released, June 1992.												
Backstrom, Ralph	75-77	C/LW-9	115	31	50	81	36	20	5	4	9	8
Acquired from Ottawa Civics for "future considerations," January 1976. Retired, June 1977.												
Bailey, Reid	83-84	D-34	12	0	0	0	25	-	-	-	-	-
Signed as a free agent, December 1983. Released, June 1984.												
Barnes, Norm	80-82	D-25	74	2	14	16	101	-	-	-	-	-
Acquired with Jack McIlhargey from Philadelphia Flyers for a 1982 second-round draft choice (later transferred to Toronto, Peter Ichnacek), December 1980. Released, June 1982.												
Barr, Dave	86-87	RW-24	30	2	4	6	19	-	-	-	-	-
Acquired from St. Louis Blues for Tim Bothwell, October 1986. Traded to Detroit Red Wings for Randy Ladouceur, January 1987.												
Barrasso, Tom	01-02	G-35	34	0	0	0	4	-	-	-	-	-
Signed as a free agent, July 17, 2001. Traded to Toronto Maple Leafs for a fourth round pick in the 2003 NHL Entry Draft, March 15, 2002.												
Battaglia, Bates	97-03	LW-13/33	402	63	87	150	281	35	5	14	19	24
Acquired from Mighty Ducks of Anaheim for Mark Janssens, March 18, 1997. Traded to Colorado Avalanche in exchange for Radim Vrbata, March 11, 2003.												
Bayda, Ryan	03-04/06-09	LW-16/18/47	179	16	24	40	94	15	2	2	4	18
Selected in the NHL Entry Draft (North Dakota), June 24, 2000. Released July 2005. Signed as a free agent, August 4, 2006. Released, July 2009.												

ALL-TIME ROSTER

	YEARS	POS.-NO.	REGULAR SEASON					PLAYOFFS				
			GP	G	A	TP	PIM	GP	G	A	TP	PIM
Belanger, Eric	06-07	C-25	56	8	12	20	14	-	-	-	-	-
Acquired from the Los Angeles Kings along with defenseman Tim Gleason in exchange for defenseman Oleg Tverdokvov and the rights to defenseman Jack Johnson, September 29, 2006. Traded to Nashville in exchange for center Josef Vasicek, February 9, 2007.												
Bennett, Bill	79-80	LW-16	24	3	3	6	63	-	-	-	-	-
Selected from Boston Bruins in the 1979 NHL Expansion Draft. Released, June 1980.												
Bergevin, Marc	90-92	D-36/25	79	7	17	24	68	5	0	0	0	2
Acquired from the New York Islanders for "future considerations," October 1990. Signed with Tampa Bay Lightning as a free agent, July 1992.												
Berglund, Bill	73-75	G-1/30	5	0	0	0	0	-	-	-	-	-
Signed from Rhode Island Eagles (AHL), September 1973. Retired, September 1974. Ended retirement, January 1975. Released, September 1975.												
Black, James	89-92	C-23	3	4	6	10	14	-	-	-	-	-
Selected in NHL Entry Draft (Portland, WHL), June 1989. Traded to Minnesota North Stars for Mark Janssens, September 1992.												
Blackburn, Don	73-76	LW-22	146	40	74	114	34	12	3	6	9	6
Signed from Minnesota North Stars, September 1973. Released, September 1975. Re-signed, November 1975. Retired to become head coach, December 1976.												
Bodak, Bob	89-90	LW-31	1	0	0	0	0	-	-	-	-	-
Signed as a free agent, July 1988. Released, June 1990.												
Bodie, Troy	10-11	RW-20	50	1	2	3	54	-	-	-	-	-
Claimed on waivers from the Anaheim Ducks, November 16, 2010. Released, July 2011.												
Bolduc, Danny	75-78	RW-21	88	15	13	28	51	30	3	10	13	8
Signed as a free agent, March 1976. Signed with Detroit Red Wings as free agent, August 1978.												
Borer, Casey	08/10	D-53/55	16	1	2	3	9	-	-	-	-	-
Selected in the NHL Entry Draft (St. Cloud State, WCHA), June 2004. Released, July 2011.												
Borgeson, Don	75-76	RW-22	31	9	8	17	4	3	1	1	2	0
Acquired from Ottawa Civics with Ralph Backstrom for "future considerations," January 1976. Placed on waivers and claimed by Calgary Cowboys, June 1976.												
Bothwell, Tim	85-87	D-24	66	3	8	11	53	10	0	0	0	8
Purchased from St. Louis Blues, October 1985. Traded to St. Louis Blues for Dave Barr, October 1986.												
Boughner, Bob	03-04	D-8	43	0	5	5	80	-	-	-	-	-
Acquired from the Calgary Flames for a fourth-round pick in the 2004 draft (Kristopher Hogg) and future considerations, July 16, 2003. Traded to the Colorado Avalanche for defenseman Chris Bahen, a third-round pick in the 2004 draft (Casey Borer) and future considerations, February 20, 2004.												
Boulerice, Jesse	02-07	RW-36	150	8	2	10	286	-	-	-	-	-
Acquired from Philadelphia for Greg Koehler, February 13, 2002. Traded to St. Louis along with Magnus Kahnberg, Mike Zigomanis, Carolina's first-round pick in 2006 and Toronto's fourth-round pick in 2006 for Doug Weight and Erkki Rajamaki, January 30, 2006. Signed as a free agent, August 2, 2006. Released July 2007.												
Bourbonnais, Dan	81-82/83-84	LW-12/31	59	3	25	28	11	-	-	-	-	-
Selected in NHL Entry Draft (Calgary, WHL), June 1981. Released, June 1984.												
Bourgeois, Charles	87-88	D-4	1	0	0	0	0	0	0	0	0	0
Acquired from St. Louis Blues with a third-round 1989 draft selection, previously traded to St. Louis Blues for Mark Reeds and upgraded to a second-round 1989 draft selection (Rick Corriveau). Released, July 1989.												
Boutette, Pat	79-81/84-85	C/LW-28	160	47	91	138	286	3	1	0	1	6
Acquired from Toronto Maple Leafs for Bob Stephenson, December 1979. Awarded to Pittsburgh Penguins with Kevin McClelland as compensation for Hartford signing Greg Millen, July 1981. Re-acquired from Pittsburgh Penguins for NHL rights to Ville Siren, November 1984. Released, July 1985.												
Bowman, Drayson	10-11	LW-21/23	32	2	1	3	16	-	-	-	-	-
Selected in the NHL Entry Draft (Spokane, WHL), June 2007.												
Boychuk, Zach	08-11	C/LW-11/23	56	7	9	16	6	-	-	-	-	-
Selected in the NHL Entry Draft (Lethbridge, WHL), June 2008.												
Brendl, Pavel	03-04	RW-55/23	26	5	4	9	10	-	-	-	-	-
Acquired along with Bruno St. Jacques from Philadelphia Flyers for Sami Kapanen and Ryan Bast, February 7, 2003. Traded to Phoenix for Krystofer Kolanos, December 28, 2005.												
Brind'Amour, Rod	00-10	C-27/17	694	174	299	473	402	72	18	20	38	46
Acquired from Philadelphia Flyers along with Jean-Marc Pelletier and a second-round pick in 2000 in exchange for Keith Primeau and a fifth-round pick on January 23, 2000. Retired as a player on June 30, 2010.												
Britz, Greg	86-87	RW-40	1	0	0	0	0	-	-	-	-	-
Signed as a free agent (Toronto), October 1986. Released, July 1987.												
Brodeur, Richard	87-88	G-31	6	0	0	0	2	4	0	0	0	0
Acquired from Vancouver Canucks for Steve Weeks, March 1988. Retired, November 1988.												
Brookbank, Wade	07-09	D/LW-28	59	2	1	3	166	-	-	-	-	-
Signed as a free agent (Boston), July 3, 2007. Traded to Tampa Bay along with Josef Melichar and a 2009 fourth-round pick, February 7, 2009.												
Brown, Jeff	96-98	D-27/21	81	10	41	51	54	-	-	-	-	-
Acquired from Vancouver Canucks in a three-team trade, December 20, 1995. The Whalers traded Jocelyn Lemieux and their second-round draft pick in 1998 NHL Entry Draft for Jim Dowd and New Jersey's second-round pick in 1997. The Whalers then traded Dowd, a second pick in 1997 (Ryan Bonni), and Frantisek Kucera to Vancouver for Brown and Vancouver's third-round draft pick in the 1998 NHL Entry Draft (pick traded to Dallas on Draft Day '98 - Stars selected John Erskine). Traded to Toronto Maple Leafs for fourth-round draft pick in 1999 NHL Entry Draft, January 2, 1998.												
Brown, Kevin	96-98	RW-46	15	0	4	4	6	-	-	-	-	-
Acquired from Mighty Ducks of Anaheim for Espen Knutsen on October 1, 1996.												
Brown, Rob	90-92	RW-4/44	86	34	39	73	136	5	1	0	1	7
Acquired in a December 1990 trade from Pittsburgh Penguins for Scott Young. Traded to Chicago Blackhawks for Steve Konroyd, January 1992.												
Brownschidle, Jack	83-86	D-34	39	3	6	9	19	-	-	-	-	-
Acquired on waivers from St. Louis Blues, March 1984. Released, July 1986.												
Brownschidle, Jeff	81-83	D-33	7	0	1	1	2	-	-	-	-	-
Signed as free agent (Notre Dame), May 1981. Released, July 1984.												
Brubaker, Jeff	78-81	LW-22	58	5	4	9	114	3	0	0	0	12
Selected in WHA Amateur Draft (Peterborough, OHA), June 1978. Selected by Montreal Canadiens in NHL Waiver Draft, October 1981.												
Burke, Sean	92-98	G-1	281	0	12	12	85	-	-	-	-	-
Acquired from New Jersey Devils with Eric Weinrich for Bobby Holik and a second-round 1993 draft pick (Jay Pandolfo), August 1992. Traded to the Vancouver Canucks along with Geoff Sanderson and Enrico Ciccone in exchange for Kirk McLean and Martin Gelas, January 3, 1998.												

ALL-TIME ROSTER

	YEARS	POS.-NO.	REGULAR SEASON					PLAYOFFS				
			GP	G	A	TP	PIM	GP	G	A	TP	PIM
Burt, Adam	88-99	D-6	626	36	106	142	875	4	0	0	0	0
Selected in the NHL Entry Draft (North Bay, OHL), June 1987. Traded to Philadelphia Flyers for Andrei Kovalenko, March 6, 1999.												
Busniuk, Ron	75-77	D-5	66	1	12	13	196	17	0	2	2	14
Claimed in dispersal draft of folded Minnesota Fighting Saints, March 1976. Traded with Brett Callighen to Edmonton Oilers for Mike Antonovich and Bill Butters, February 1977.												
Butters, Bill	76-78	D-22	71	2	21	23	134	5	0	1	1	15
Acquired with Mike Antonovich from Edmonton Oilers for Brett Callighen and Ron Busniuk, February 1977. Cleared WHA waivers and signed with Minnesota North Stars, February 1978.												
Byers, Mike	72-76	RW-21	187	61	54	115	20	25	10	11	21	20
Acquired from Los Angeles Sharks for Mike Hyndman, February 1973. Sold to Cincinnati Stingers, February 1976.												
-C-												
Caffery, Terry	72-76	C-7	143	54	98	152	26	8	3	7	10	0
WHA rights acquired from Philadelphia Blazers for "future considerations," June 1972. Traded to Calgary Cowboys for an undisclosed draft choice and other considerations, October 1975.												
Callighen, Brett	76-77	C-22	33	6	10	16	41	-	-	-	-	-
Signed as a free agent (Kalamazoo, IHL), October 1976. Traded to Edmonton Oilers with Ron Busniuk for Mike Antonovich and Bill Butters, February 1977. Re-acquired from Edmonton Oilers for "future considerations," June 1977. Traded to Edmonton Oilers with Dave Dryden and two 1977 draft picks for Louis Leveseur, September 1977.												
Carleton, Wayne	74-76	C-9	107	47	60	107	56	6	2	5	7	14
Acquired from Toronto Toros for "future considerations" (Jim Dorey) and a second-round 1975 draft choice. Traded to Edmonton Oilers for Mike Rogers and "future considerations," January 1975.												
Carlson, Jack	76-79	LW-23	136	18	32	50	334	14	2	2	4	23
Acquired from Edmonton Oilers with Dave Dryden, Steve Carlson, Dave Keon and John McKenzie for Dan Arndt, "future considerations" (WHA rights to Dave Debol) and cash, January 1977. Traded to Minnesota North Stars for "future considerations," February 1979.												
Carlson, Steve	76-78	C/RW-26	69	10	16	26	51	18	2	7	9	11
Signed as a free agent after demise of the original Minnesota Fighting Saints, May 1976. Selected by Florida Breakers ("new" Minnesota Fighting Saints) in WHA Intra League Draft, May 1976. Acquired from Edmonton Oilers with Dave Dryden, Jack Carlson, Dave Keon and John McKenzie for "future considerations" (the rights to Dave Debol), cash and Dan Arndt, January 1977. Placed on waivers and claimed by Edmonton Oilers, May 1978.												
Carroll, Greg	77-78/79-80	C-11/31	119	22	33	55	51	-	-	-	-	-
Acquired with Bryan Maxwell from Cincinnati Stingers for WHA rights to Mike Liut and a second-round 1978 draft choice. Returned to Cincinnati Stingers for Ron Plumb, February 1978. Signed as a free agent after release by Detroit Red Wings, July 1979. Released, July 1990.												
Carson, Brett	08-11	D-27	72	2	10	12	20	-	-	-	-	-
Selected in the NHL Entry Draft (Calgary, WHL), June 2004. Claimed on waivers by the Calgary Flames, February 28, 2011.												
Carson, Jimmy	94-95	C-33	49	10	10	20	29	-	-	-	-	-
Signed as a free agent, July 1994. Released December 1995.												
Carson, Lindsay	87-88	LW-28	27	5	4	9	30	5	1	2	3	2
Acquired from Philadelphia Flyers for Paul Lawless, February 1988. Released, July 1989.												
Carter, Anson	07-07	RW-77	10	1	0	1	2	-	-	-	-	-
Acquired from the Columbus Blue Jackets in exchange for Carolina's fifth-round pick in 2008, February 23, 2007. Released, July 2007.												
Carter, Ryan	10-11	C-29	32	0	3	3	22	-	-	-	-	-
Acquired from the Anaheim Ducks in exchange for Stefan Chaput and Matt Kennedy, November 23, 2010. Traded to the Florida Panthers along with a 2011 fifth-round pick in exchange for Cory Stillman, February 22, 2011.												
Cassels, Andrew	91-97	C-21	438	97	254	351	220	7	2	4	6	6
Acquired from Montreal Canadiens for 1992 second-round pick (Valeri Bure), September 1991. Traded to Calgary along with Jean-Sebastien Giguere for Gary Roberts and Trevor Kidd, August 25, 1997.												
Chapman, Brian	90-92	D-42	3	0	0	0	29	-	-	-	-	-
Selected in NHL Entry Draft, June 1986. Released June 1993.												
Charlebois, Bob	73-75	LW-18	110	8	10	18	6	11	1	0	1	4
Acquired from Ottawa Civics for Brit Selby, June 1973. Retired, June 1976.												
Chase, Kelly	96-97	RW-15/27/39	111	3	10	13	493	-	-	-	-	-
Selected in 1995 NHL Waiver Draft. Traded to Toronto Maple Leafs for an eighth-round draft pick in 1998 (Jaroslav Svoboda), March 18, 1997.												
Chiasson, Steve	97-99	D-3	112	11	46	57	88	6	1	2	3	2
Acquired from Calgary Flames along with a third-round draft pick in 1997 (Francis Lessard) for Hnat Domenichelli, Glen Featherstone a second-round draft pick in 1997 (Dimitri Kokorev) and a third-round draft pick in 1998.												
Chibirev, Igor	93-94	C-32	37	4	11	15	2	-	-	-	-	-
Selected in NHL Entry Draft (Fort Wayne, IHL), June 1993. Released, June 1995.												
Churla, Shane	86-88	LW-22	22	0	1	1	92	2	0	0	0	42
Selected in NHL Entry Draft (Medicine Hat, WHL), June 1985. Traded to Calgary Flames with Dana Murzyn for Neil Sheehy, Carey Wilson and the rights to Lane MacDonald, January 1988.												
Cicccone, Enrico	97-98	D-39	14	0	3	3	83	-	-	-	-	-
Acquired from Chicago Blackhawks for Ryan Risadore and a 1998 fifth-round draft pick (Chicago traded pick to Toronto on Draft Day '98 - Toronto chose Morgan Warren), July 25, 1997. Traded to Vancouver Canucks along with Sean Burke and Geoff Sanderson for Kirk McLean and Martin Gelinas, January 3, 1998.												
Climie, Ron	74-77	L/RW-15	93	33	24	57	29	6	3	0	3	0
Acquired from Edmonton Oilers for Tim Sheehy, February 1975. Released, June 1977.												
Coffey, Paul	96-97, 98-00	D-77	133	16	42	58	86	5	0	1	1	2
Acquired from Detroit Red Wings with Keith Primeau and a 1997 first-round draft pick (Nikos Tselios) for Brendan Shanahan and Brian Glynn on October 9, 1996. Traded to Philadelphia Flyers with 1997 third-round draft pick (Kris Mallette) for Kevin Haller, a 1997 first-round pick (pick traded to San Jose Sharks [Scott Hannan] for 28th pick [Brad Defauw] and San Jose's third choice in 1998) and a 1997 seventh-round draft pick (Andrew Merrick) on December 15, 1996. Acquired from Chicago Blackhawks for Nelson Emerson, December 29, 1998. Signed by Boston Bruins as a free agent, July 13, 2000.												

ALL-TIME ROSTER

	YEARS	POS.-NO.	REGULAR SEASON					PLAYOFFS				
			GP	G	A	TP	PIM	GP	G	A	TP	PIM
Cole, Erik	01-08/09-11	RW-26	557	168	195	363	494	43	6	8	14	52
Selected in NHL Entry Draft (Clarkson, ECAC), June 27, 1998. Traded to the Edmonton Oilers in exchange for Joni Pitkanen, July 1, 2008. Re-acquired from Edmonton along with a 2009 fifth-round draft pick in exchange for Patrick O'Sullivan and a 2009 second-round draft pick, March 4, 2009. Signed as a free agent with the Montreal Canadiens, July 1, 2011.												
Commodore, Mike	05-08	D-22	195	13	41	54	325	25	2	2	4	33
Acquired from Calgary for Atlanta's third-round draft pick (69th overall - Gord Baldwin) in the 2005 draft, July 29, 2005. Traded to Ottawa along with forward Cory Stillman in exchange for defenseman Joe Corvo and right wing Patrick Eaves, February 11, 2008.												
Conboy, Tim	08-10	D/RW-38	59	0	6	6	121	3	0	0	0	0
Signed as a free agent, July 21, 2006. Signed with Buffalo in July 2010.												
Cooley, Gaye	75-76	G-29	-	-	-	-	-	1	0	0	0	0
Signed as a free agent on emergency basis, April 1976. Released at conclusion of 1976 playoffs.												
Corriveau, Yvon	89-94	LW-20/11	114	22	15	37	90	11	4	2	6	18
Acquired from the Washington Capitals for Mike Liut, March 1990. Traded to Washington Capitals to complete Kypreos for Hunter deal, August 1992. Re-acquired from San Jose Sharks to complete Michel Picard trade (October 1992), January 1993.												
Corvo, Joe	08-10/10-11	D-77	220	36	75	111	54	18	2	5	7	4
Acquired from the Ottawa Senators along with right wing Patrick Eaves in exchange for defenseman Mike Commodore and forward Cory Stillman, February 11, 2008. Traded to the Washington Capitals in exchange for Brian Pothier, Oskar Osala and Washington's 2011 second-round pick, March 3, 2010. Signed as a free agent, July 7, 2010. Traded to the Boston Bruins in exchange for Boston's 2012 fourth-round draft pick, July 5, 2011.												
Cote, Sylvain	84-91	D-21	380	31	61	92	147	22	1	6	7	10
Selected in NHL Entry Draft (Quebec, QMJHL), June 1984. Traded to Washington Capitals for 1992 second-round draft pick (Andrei Nikolishin), September 1991.												
Courteau, Yves	86-87	RW-36	4	0	0	0	0	-	-	-	-	-
Acquired from Calgary Flames for Mark Paterson, October 1986. Retired, June 1988.												
Craven, Murray	91-93	LW-12/32	128	49	72	121	58	7	3	3	6	6
Acquired with a fourth-round 1992 draft pick (Kevin Smyth) from Philadelphia Flyers for Kevin Dineen, November 1991. Traded with a 1993 fifth-round draft pick (Scott Walker) to Vancouver Canucks for Robert Kron, a 1993 third-round draft pick (Marek Malik) and "future considerations" (Jim Sandlak), March 1993.												
Crawford, Bob	83-86	RW-25	182	64	59	123	56	-	-	-	-	-
Claimed from St. Louis Blues in NHL Waiver Draft, October 1983. Traded to New York Rangers for Mike McEwen, March 1986.												
Crombeen, Mike	83-85	RW-18	102	5	11	16	41	-	-	-	-	-
Claimed from St. Louis Blues in NHL Waiver Draft, October 1983. Released, July 1985.												
Crossman, Doug	90-91	D-3	41	4	19	23	19	-	-	-	-	-
Acquired in November 1990 trade with New York Islanders for Ray Ferraro and a 1992 fifth-round draft pick (Ryan Duthre). Traded to Detroit Red Wings for Doug Houda in February 1991.												
Crowley, Ted	93-94	D-33	21	1	2	3	10	-	-	-	-	-
Acquired from Toronto Maple Leafs in a trade for Mark Greig and a sixth-round 1995 draft pick (Doug Bonner), January 1994. Released, June 1994.												
Culhane, Jim	89-90	D-41	6	0	1	1	4	-	-	-	-	-
Selected in NHL Entry Draft (Western Michigan, CCHA), June 1984. Released, June 1990.												
Cullen, John	90-93	C-15/11	109	39	63	102	217	13	4	8	12	22
Acquired in a March 1991 trade with Zarley Zalapski and Jeff Parker from Pittsburgh Penguins for Ron Francis, Ulf Samuelsson and Grant Jennings. Traded to Toronto Maple Leafs for a second-round draft pick in 1993 (later traded to San Jose, Vlastimil Kroupa), November 1992.												
Cullen, Matt	05-06/07-10	C-8	266	72	109	181	118	43	7	17	24	26
Signed as a free agent, August 2004. Signed by the New York Rangers as a free agent, July 2006. Acquired from the New York Rangers in exchange for defenseman Andrew Hutchinson, center Joe Barnes and Carolina's third-round draft pick in 2008, July 17, 2007. Traded to Ottawa in exchange for defenseman Alexandre Picard and Ottawa's 2010 second-round pick, February 12, 2010.												
Cunniff, John	72-74	LW-17	63	10	10	20	30	18	2	2	4	2
Selected in WHA Player Selection Draft (Rochester, AHL), February 1972. Released, May 1974.												
Cunneyworth, Randy	89-94	LW-7	216	39	36	75	311	12	3	0	3	11
Acquired from Winnipeg Jets for Paul MacDermid, December 1989. Traded with Gary Suter and third-round 1995 draft pick (Kevin McKay) to Chicago Blackhawks for Frantisek Kucera and Jocelyn Lemieux, March 1994.												
Currie, Tony	83-85	RW-26	45	15	24	39	6	-	-	-	-	-
Signed as a free agent after release by Vancouver Canucks, January 1984. Traded to Edmonton Oilers for "future considerations," December 1984.												
Cyr, Paul	90-92	LW-18	87	12	16	28	126	6	1	0	1	10
Signed as a free agent, October 1990. Released, June 1993.												
-D-												
D'Alessio, Corrie	92-93	G-35	1	0	0	0	0	-	-	-	-	-
Acquired from Vancouver Canucks with a 1993 fifth-round draft pick (later traded back to Vancouver in Murray Craven trade) for Kay Whitmore, October 1992. Released, June 1993.												
Dalpe, Zac	10-11	F-22	15	3	1	4	0	-	-	-	-	-
Selected in NHL Entry Draft (Penticton, BCHL), June 21, 2008.												
Danby, John (Jake)	72-76	C-12/24	150	16	25	41	16	19	1	1	2	0
Selected in WHA Player Selection Draft (Boston University), February 1972. Released, May 1974.												
Daniels, Jeff	95-97/99-03	LW-37/17/11/16	272	8	12	20	45	29	0	3	3	2
Signed as a free agent on July 18, 1995. Claimed by the Nashville Predators in Expansion Draft, June 26, 1998. Signed as a free agent on August 31, 1999. Retired November 2003.												
Daniels, Scott	92-96	LW-48/17/15	66	3	6	9	328	-	-	-	-	-
Selected in NHL Entry Draft (Regina, WHL), June 1989. Signed as a free agent with Philadelphia Flyers, June 1996.												
Day, Joe	91-93	LW-41/15	48	1	10	11	47	-	-	-	-	-
Selected in NHL Entry Draft, June 1987. Signed by New York Islanders as a free agent, August 1993.												
Debol, Dave	79-81	C-15	92	26	26	52	4	3	0	0	0	0
Selected in WHA Amateur Draft (Michigan, WCHA), May 1976. WHA rights traded to Edmonton Oilers to complete previous deal in which Hartford traded "future considerations," Dan Arndt and cash for Dave Keon, Jack Carlson, Steve Carlson, Dave Dryden and John McKenzie, June 1977. Claimed by Hartford in WHA Dispersal Draft (Cincinnati Stingers), June 1979. Released, June 1981.												

ALL-TIME ROSTER

	YEARS	POS.-NO.	REGULAR SEASON					PLAYOFFS				
			GP	G	A	TP	PIM	GP	G	A	TP	PIM
DeFauw, Brad	03	LW-39	9	3	0	3	2	-	-	-	-	-
Selected in NHL Entry Draft (North Dakota), June 20, 1997. Released, June 2004.												
DesRochers, Patrick	03	G-30	2	0	0	0	0	-	-	-	-	-
Acquired from the Phoenix Coyotes in exchange for Jean-Marc Pelletier, December 30, 2002. Released, June 2004.												
Diduck, Gerald	95-97	C-44/4	136	2	19	21	128	-	-	-	-	-
Signed as a free agent, August 1, 1995. Traded to Phoenix Coyotes for Chris Murray on March 18, 1997.												
DiMaio, Rob	00-01	LW-19	74	6	18	24	54	6	0	0	0	4
Acquired from NY Rangers along with Darren Langdon for Sandy McCarthy and a fourth round pick in 2001, August 4, 2000. Signed as a free agent with the Dallas Stars, July 1, 2001.												
Dineen, Kevin	84-91/95-99	RW-29/11	708	250	294	544	1439	44	17	14	31	109
Selected in third-round (Denver University) of 1982 NHL Entry Draft. Traded to Philadelphia Flyers for Murray Craven and a fourth-round 1992 draft pick (Kevin Smyth), November 1991. Re-acquired from Philadelphia for a seventh-round draft pick in 1997, who was reacquired as part of the Paul Coffey trade (Andrew Merrick), December 28, 1995. Signed by the Ottawa Senators as a free agent on September 2, 1999.												
Dingman, Chris	01-02	LW-19	30	0	1	1	77	-	-	-	-	-
Acquired from Colorado Avalanche in exchange for a fifth round pick in 2001, June 24, 2001. Traded to Tampa Bay Lightning along with Shane Willis in exchange for Kevin Weekes, March 5, 2002.												
Domenichelli, Hnat	96-97	LW-17	13	2	1	3	7	-	-	-	-	-
Traded to Calgary Flames along with Glen Featherstone, a second-round 1997 draft pick (Dimitri Kokorev) and a third-round 1998 draft pick for Steve Chiasson and a third-round draft pick (Francis Lessard) in 1997.												
Dorey, Jim	72-75	D-10	183	18	113	131	272	21	3	22	25	67
WHA rights acquired from Ottawa Nationals, July 1972. Traded to Toronto Toros to complete earlier trade for Wayne Carleton, December 1974.												
Douglas, Jordy	78-82	LW-11	213	62	50	112	127	10	4	0	4	23
Selected in WHA Amateur Draft, June 1978. Selected by Toronto Maple Leafs in NHL Reclaim Draft, but remained with Hartford as a priority selection for the expansion draft, June 1979. Traded to Minnesota North Stars to complete earlier trade in which Mark Johnson and Kent Erik Andersson came to Hartford in exchange for a 1984 fifth-round draft choice and "future considerations" (Jordy Douglas), October 1982.												
Druken, Harold	02-03	C-15	14	0	1	1	2	-	-	-	-	-
Acquired along with Jan Hlavac from the Vancouver Canucks in exchange for Marek Malik and Darren Langdon, November 1, 2002. Claimed on waivers by Toronto, December 11, 2002. Claimed on waivers from Toronto, January 17, 2003. Traded to the Toronto Maple Leafs for Allan Rourke, May 29, 2003.												
Drury, Ted	93-95	C-17/13	50	4	11	15	31	-	-	-	-	-
Acquired with Gary Suter and Paul Ranheim from Calgary Flames for Zarley Zalapski, James Patrick and Michael Nylander, March 1994. Claimed by Ottawa Senators from Hartford in Waiver Draft, October 1995.												
Dunn, Richie	83-85	D-4	76	6	24	30	32	-	-	-	-	-
Acquired from Calgary Flames with Joel Quenneville for Mickey Volcan, July 1983. Released, June 1985.												
Dupont, Norm	83-84	LW-15	40	7	15	22	12	-	-	-	-	-
Acquired from Winnipeg Jets for a 1984 fourth-round draft pick (Chris Mills), July 1983. Released, June 1984.												
Dwyer, Patrick	08-11	RW-39	151	16	15	31	18	2	0	1	1	0
Signed as a free agent, July 7, 2006.												
Dykstra, Steve	89-90	D-4	9	0	0	0	2	-	-	-	-	-
Signed as a free agent, October 1989. Traded to Boston Bruins AHL affiliate, Maine Mariners, for Jeff Sirkka, February 1990.												
-E-												
Earl, Tom	72-77	RW-27	347	40	56	96	116	46	3	11	14	28
Selected in WHA Player Selection Draft (Kansas City Blues, CHL), February 1972. Rights traded to Cincinnati Stingers, June 1974. Re-acquired from Cincinnati, August 1974. Retired, April 1977.												
Eaves, Patrick	08-09	RW-44	85	7	12	19	35	18	1	2	3	13
Acquired from Ottawa along with defenseman Joe Corvo in exchange for defenseman Mike Commodore and left wing Cory Stillman, February 11, 2008. Traded to Boston along with a 2010 fourth-round pick in exchange for defenseman Aaron Ward, July 24, 2009.												
Emerson, Nelson	95-98	RW-16	263	67	95	162	198	-	-	-	-	-
Acquired from Winnipeg Jets for Darren Turcotte, October 6, 1995. Traded to Chicago Blackhawks in exchange for Paul Coffey, December 29, 1998.												
Evason, Dean	84-91	C-12	412	87	148	235	597	38	8	15	23	108
Acquired from Washington Capitals with Peter Sidorkiewicz for David A. Jensen, March 1985. Traded to San Jose Sharks for Dan Keczmer, October 1991.												
-F-												
Fast, Brad	04	D-47	1	1	0	1	0	-	-	-	-	-
Selected in NHL Entry Draft (Prince George, BCJHL), June 26, 1999. Released, July 2005.												
Featherstone, Glen	94-97	D-36	122	5	16	21	257	-	-	-	-	-
Acquired from the New York Rangers with Michael Stewart and a first-round draft choice in the 1995 NHL Entry Draft (Jean-Sebastien Giguere) and a fourth-round pick in the 1996 NHL Entry Draft (Steve Wasylo). Traded along with Hnat Domenichelli, a second-round draft pick, which was New Jersey's acquired in the Jocelyn Lemieux trade, in 1997 (Dimitri Kokorev), and a third-round draft pick (which was Vancouver's pick acquired in the Jeff Brown trade) in 1998 for Steve Chiasson and a third-round draft pick (Francis Lessard) in 1997.												
Fenton, Paul	84-86	LW-11/29	34	7	5	12	10	-	-	-	-	-
Signed as a free agent (Peoria Prancers, IHL), October 1983. Released, July 1986.												
Ferraro, Ray	84-90	C-26	442	157	194	351	435	33	7	11	18	24
Selected in NHL Entry Draft (Brandon, WHL), June 1982. Traded to the New York Islanders along with a 1992 fifth-round draft pick (Ryan Duthie) for Doug Crossman, February 1991.												
Fichaud, Eric	99-00	G-1	9	0	0	0	2	-	-	-	-	-
Acquired from the Nashville Predators for Carolina's 1999 fourth-round pick (Yevgeny Pavlov) and future considerations, June 26, 1999. Claimed off waivers by the Montreal Canadiens, February 11, 2000.												
Fidler, Mike	80-82	LW-31/24/18	40	9	10	19	4	-	-	-	-	-
Acquired from Minnesota North Stars for Gordie Roberts, December 1980. Released, December 1981.												
Fitzpatrick, Mark	00-00	G-30	3	0	0	0	0	-	-	-	-	-
Signed as a free agent, August 7, 1999.												

ALL-TIME ROSTER

	YEARS	POS.-NO.	REGULAR SEASON					PLAYOFFS				
			GP	G	A	TP	PIM	GP	G	A	TP	PIM
Fotiu, Nick	74-76/79-81	LW-23	226	19	15	34	424	23	5	2	7	90
Signed as a free agent from the Cape Cod Cubs (NAHL), June 1974. Signed with New York Rangers, June 1976. Selected by Hartford in NHL Expansion Draft, June 1979. Traded to New York Rangers for fifth-round 1981 draft pick (Bill Maguire), January 1981.												
Fountain, Mike	97-98	G-30	3	0	0	0	2	-	-	-	-	-
Signed as a free agent, August 14, 1997. Signed by Ottawa Senators as a free agent, July 31, 1999.												
Francis, Ron	81-91, 98-04	C-4/10/21	1,186	382	793	1,175	686	62	14	25	39	26
Selected in NHL Entry Draft (Sault St. Marie, OHL), June 1981. Traded to Pittsburgh Penguins along with Ulf Samuelsson and Grant Jennings for Zarley Zalapski, John Cullen and Jeff Parker, March 1991. Signed as a free agent, July 13, 1998. Traded to the Toronto Maple Leafs for a fourth-round pick in the 2005 NHL Entry Draft, March 9, 2004.												
French, John	72-75	C/LW-11	226	60	124	184	102	26	8	15	23	4
Signed as a free agent from California Golden Seals organization (Baltimore Clippers), February 1972. Traded to San Diego Mariners for second-round 1976 draft pick, October 1975.												
Fridgen, Dan	81-83	LW-32/15/34	13	2	3	5	2	-	-	-	-	-
Signed as free agent (Colgate, ECAC), April 1982. Released, June 1984.												
Fusco, Mark	83-85	D-33	80	3	12	15	42	-	-	-	-	-
Signed as free agent, March 1985. Retired, October 1985.												
-G-												
Galarneau, Michel	80-83	C-16/15/14	78	7	10	17	34	-	-	-	-	-
Selected as underage junior in NHL Entry Draft (Hull, QMJHL), June 1982. Released, June 1984.												
Gardner, Bill	86-87	C-14	26	1	9	10	4	-	-	-	-	-
Acquired from Chicago Blackhawks for a third-round 1987 draft pick (Mike Dagenais), February 1986. Released, June 1987.												
Garrett, John	78-82	G-35	163	0	4	4	22	9	0	0	0	0
Acquired from Birmingham Bulls for "future considerations" September 1978. Traded to Quebec Nordiques for Michel Plasse and a 1983 fourth-round draft choice (Ron Chyzowski), December 1982.												
Gateman, John Martin	75-76	D-26	12	0	1	1	6	-	-	-	-	-
Signed as free agent (Providence Reds, AHL), September 1975. Released, June 1976.												
Gaume, Dallas	88-89	C-37	4	1	1	2	0	-	-	-	-	-
Signed as a free agent (Denver, WCHA), July 1986. Released, June 1990.												
Gavin, Stewart	85-88	RW-7	211	57	61	118	138	22	8	7	15	27
Acquired from Toronto Maple Leafs for Chris Kotsopoulos, October 1985. Claimed by Minnesota North Stars in 1988 NHL Waiver Draft.												
Gelinas, Martin	97-02	LW-23	348	75	90	165	226	35	3	8	11	18
Acquired from Vancouver Canucks along with Kirk McLean for Sean Burke, Geoff Sanderson, and Enrico Ciccone, January 3, 1998. Signed by Calgary Flames as free agent, July 2, 2002.												
Gerber, Martin	05-06	G-29	60	0	2	2	4	6	0	0	0	4
Acquired from the Mighty Ducks of Anaheim for Tomas Malec and a 2004 third-round draft pick (Kyle Klubertanz), June 18, 2004. Signed by the Ottawa Senators as a free agent, July 2006.												
Giguere, Jean-Sebastien	96-97	G-47	8	0	0	0	0	-	-	-	-	-
Selected in 1996 NHL Entry Draft (Halifax, QMJHL) in first round (13th overall). Traded to Calgary Flames along with Andrew Cassels for Gary Roberts and Trevor Kidd, August 25, 1997.												
Gilhen, Randy	82-83	RW-34	2	0	1	1	0	-	-	-	-	-
Selected in NHL Entry Draft (Winnipeg, WHL), June 1982. Released, June 1985.												
Gillen, Don	81-82	RW-18	34	1	4	5	22	-	-	-	-	-
Acquired from Philadelphia Flyers with Blake Wesley, Rick MacLeish and first-, second- and third-round 1982 draft picks (Paul Lawless, Mark Paterson, Kevin Dineen) for Ray Allison, Fred Arthur and Hartford's first- and third-round picks in the 1982 draft (Ron Sutter, Miroslav Dvorak), July 1981. Released, July 1984.												
Gillis, Paul	91-93	C-44/23	33	1	3	4	88	5	0	1	1	0
Acquired from Chicago Blackhawks for "future considerations," January 1992. Retired, June 1993 to become assistant coach.												
Giroux, Larry	79-80	D-32	47	2	5	7	44	3	0	0	0	2
Signed as free agent after release by St. Louis Blues, December 1979. Released, September 1980.												
Gleason, Tim	06-11	D-6/8/42	350	12	60	72	372	18	1	4	5	32
Acquired from the Los Angeles Kings along with Eric Belanger in exchange for defenseman Oleg Tverdovsky and the rights to defenseman Jack Johnson, September 29, 2006.												
Glynn, Brian	94-97	D-3/7	98	2	10	12	78	-	-	-	-	-
Selected in 1994-95 NHL Waiver Draft from Vancouver Canucks. Traded with Brendan Shanahan to Detroit Red Wings for Keith Primeau, Paul Coffey and a 1997 first-round draft pick (Nikos Tselios) on October 9, 1996.												
Godynyuk, Alexander	93-97	D-5	115	4	15	19	91	-	-	-	-	-
Acquired from Florida Panthers in trade for Jim McKenzie, December 1993. Traded along with a 1998 sixth-round draft pick to St. Louis Blues for Steve Leach, June 27, 1997.												
Goertzen, Steven	10	RW-23	6	0	0	0	5	-	-	-	-	-
Signed as a free agent, July 8, 2009.												
Gosselin, Mario	92-94	G-31	23	0	1	1	2	-	-	-	-	-
Signed as a free agent, September 1991. Retired, September 1994.												
Gove, David	06-06	C-34	2	0	1	1	0	-	-	-	-	-
Signed as a free agent, August 4, 2005. Traded to Pittsburgh in exchange for Joe Jensen, January 31, 2008.												
Govedaris, Chris	89-93	LW-14	33	2	4	6	10	2	0	0	0	0
Selected in NHL Entry Draft (Toronto, OHL), June 1988. Released, June 1993.												
Grahame, John	06-08	G-47	45	0	4	4	6	-	-	-	-	-
Signed as a free agent, July 1, 2006. Signed as a free agent with Avangard Omsk (Russia), summer 2008.												
Green, Ted	72-75	D-6	210	29	70	99	118	22	1	6	10	29
Rights acquired from Winnipeg Jets, May 1972. Traded to Winnipeg, May 1975, for "future considerations."												
Greig, Mark	90-94	RW-8/17	74	5	17	22	64	-	-	-	-	-
Selected in NHL Entry Draft, June 1990 (Lethbridge, WHL). Traded with a sixth-round 1995 draft pick (Doug Bonner) to Toronto Maple Leafs for Ted Crowley, January 1994.												

	YEARS	POS.-NO.	REGULAR SEASON					PLAYOFFS				
			GP	G	A	TP	PIM	GP	G	A	TP	PIM
Grimson, Stu	97-98	LW-32	157	5	6	11	422	-	-	-	-	-
Acquired off waivers from Detroit Red Wings on October 12, 1996. Traded to Mighty Ducks of Anaheim along with Kevin Haller in exchange for David Karpa and a fourth-round pick in 2000, August 11, 1998.												
-H-												
Halko, Steve	97-01, 02-03	D-14/28	155	0	15	15	71	4	0	0	0	2
Selected in 10th round of 1992 NHL Entry Draft. Traded to St. Louis Blues along with a fourth-round pick in the 2002 NHL Entry Draft in exchange for Sean Hill, December 5, 2001. Signed as a free agent, August 5, 2002. Retired, July 2003.												
Haller, Kevin	96-98	D-14/5	100	5	11	16	142	-	-	-	-	-
Acquired along with a 1997 first-round draft pick (pick traded to San Jose for the 28th overall pick [Brad Defauw] and San Jose's third choice in 1998) and 1997 seventh-round draft pick (a reacquired Hartford pick [Andrew Merrick]) from Philadelphia Flyers for Paul Coffey on December 15, 1996. Traded to Mighty Ducks of Anaheim along with Stu Grimson in exchange for David Karpa and a fourth-round pick in 2000, August 11, 1998.												
Hamilton, Jeff	07-08	C-51	58	9	15	24	10	-	-	-	-	-
Signed as a free agent (Chicago), July 1, 2007. Released (buyout), June 25, 2008.												
Hangsleben, Alan	74-80	D/LW-17/10	371	39	89	128	506	47	4	12	16	97
Selected in the WHA Amateur Draft (North Dakota, WCHA), May 1974. Traded to Washington Capitals for Tom Rowe, January 1980.												
Hanson, Dave	76-77	D-24	1	0	0	0	9	1	0	0	0	0
Signed as free agent (Johnstown, NAHL), March 1977. Released, June 1977.												
Harkins, Todd	93-94	RW-15	28	1	0	1	49	-	-	-	-	-
Acquired from Calgary Flames for Scott Morrow, January 1994. Released, June 1994.												
Harris, Hugh	73-74	LW-16	75	24	28	52	78	7	0	4	4	11
Signed after leaving the Buffalo Sabres, July 1973. Sold to Phoenix Roadrunners, August 1974.												
Harrison, Jay	09-11	D-44	110	4	12	16	122	-	-	-	-	-
Signed as a free agent, July 9, 2009.												
Hatcher, Kevin	00-01	D-4	57	4	14	18	38	6	0	0	0	6
Signed as a free agent, July 31, 2000. Retired, summer 2001.												
Hedican, Bret	02-08	D-6	369	19	82	101	313	48	3	13	16	62
Acquired from the Florida Panthers along with Kevyn Adams and Tomas Malec in exchange for Sandis Ozolinsh and Byron Ritchie, January 16, 2002. Contract expired July 1, 2008. Signed as a free agent with Anaheim, October 23, 2008.												
Heerema, Jeff	03	RW-42	10	3	0	3	2	-	-	-	-	-
Selected in the NHL Entry Draft (Sarnia), June 27, 1998. Claimed off of waivers by the New York Rangers, September 30, 2003.												
Helminen, Dwight	08-09	C-63	23	1	1	2	0	1	0	0	0	0
Signed as a free agent, July 3, 2008. Released, July 2009.												
Henderson, Archie	82-83	RW-29	15	2	1	3	64	-	-	-	-	-
Signed as a free agent after release by Washington Capitals, September 1982. Released, March 1983.												
Hess, Bob	83-84	D-40	3	0	0	0	0	-	-	-	-	-
Signed as a free agent (Swiss Elite League), December 1984. Released, July 1984.												
Hill, Brian	79-80	RW-27	19	1	1	2	4	-	-	-	-	-
Selected in NHL Expansion Draft from Atlanta Flames, June 1979. Released, June 1980.												
Hill, Sean	97-00/01-04	D-22	369	38	119	157	441	23	4	4	8	20
Acquired from Ottawa Senators for Chris Murray, November 18, 1997. Signed by the St. Louis Blues as a free agent, July 2, 2000. Acquired from St. Louis in exchange for Steve Halko and a fourth round pick in the 2002 Entry Draft, December 5, 2001. Signed by Florida Panthers as a free agent, July 2004.												
Hlavac, Jan	02-03	LW-20	52	9	15	24	22	-	-	-	-	-
Acquired along with Harold Druken from Vancouver Canucks in exchange for Marek Malik and Darren Langdon, November 1, 2002. Signed with NY Rangers as a free agent, August 2003.												
Hodgson, Rick	79-80	D-32/33	6	0	0	0	6	1	0	0	0	0
Selected in NHL Expansion Draft from Atlanta Flames, June 1979. Released, June 1980.												
Hoffman, Mike	82-83/84-86	LW-40/22/20	9	1	3	4	2	-	-	-	-	-
Selected in NHL Entry Draft (Branford, OHL), June 1981. Released, June 1987.												
Hoganson, Paul	75-76	G-29	4	0	0	0	0	-	-	-	-	-
Signed as a free agent from disbanded Baltimore Blades, August 1975. Released, December 1975.												
Holden, Josh	01-01	C-21	8	0	0	0	2	-	-	-	-	-
Selected in the waiver draft from the Vancouver Canucks, September 28, 2001. Claimed off waivers by Vancouver, October 25, 2001.												
Holik, Bobby	90-92	LW-24	154	42	46	88	157	13	0	1	1	13
Selected in NHL Entry Draft, June 1989 (Dukla Jihlava, Czech.). Traded with a second-round 1993 draft pick (Jay Pandolfo) to New Jersey Devils for Sean Burke and Eric Weinrich, August 1992.												
Holland, Ken	80-81	G-30	1	0	0	0	0	-	-	-	-	-
Signed as a free agent (Binghamton, AHL), September 1979. Released, June 1983.												
Hospodar, Ed	82-84	D/RW-23	131	1	18	19	362	-	-	-	-	-
Acquired from New York Rangers for Kent Erik Anderson, October 1982. Released, July 1984.												
Houda, Doug	90-94	D-27	142	6	14	20	356	12	0	2	2	21
Acquired in a trade from Detroit Red Wings for Doug Crossman, February 1991. Traded to Los Angeles Kings for Marc Potvin, November 1993.												
Howatt, Garry	81-82	LW-15/8	80	18	32	50	242	-	-	-	-	-
Acquired from New York Islanders for a 1983 fifth-round pick (Bob Caulfield), October 1981. Traded to New Jersey Devils with Rick Meagher for Merlin Malinowski and the NHL rights to Scott Fusco, October 1982.												
Howe, Gordie	77-80	C/RW-9	214	68	112	180	178	27	9	7	16	21
Signed as a free agent (Houston Aeros), June 1977. Retired, June 1980.												
Howe, Mark	77-82	LW/D-5	360	123	273	396	158	23	13	11	24	26
Signed as a free agent (Houston Aeros), June 1977. Selected by Boston Bruins in NHL Reclaim Draft but retained by Hartford as a priority selection for expansion draft. Traded to Philadelphia Flyers for Ken Linseman, Greg Adams and a first-round 1983 draft choice (David A. Jensen), August 1982.												

ALL-TIME ROSTER

	YEARS	POS.-NO.	REGULAR SEASON					PLAYOFFS				
			GP	G	A	TP	PIM	GP	G	A	TP	PIM
Howe, Marty	77-82/83-85	D/LW-18/27	260	20	43	63	167	26	2	3	5	21
Signed as a free agent (Houston Aeros), June 1977. Conditionally traded to Boston Bruins for "future considerations," September 1982. Returned to Hartford from Boston to complete earlier transaction. Retired, September 1985.												
Hughes, Pat	86-87	RW-24	2	0	0	0	2	3	0	0	0	0
Acquired from St. Louis Blues for a 10th-round draft choice (Andy Cesarski), March 1987. Released, July 1987.												
Hull, Bobby	79-80	LW-16	9	5	5	7	0	3	0	0	0	0
Acquired from Winnipeg Jets for "future considerations," February 1980. Retired after reaching contract impasse with Hartford, September 1980.												
Hull, Jody	88-89	RW-8	92	23	28	51	31	6	0	1	1	4
Selected in the NHL Entry Draft (Peterborough, OHL), June 1987. Traded to New York Rangers for Carey Wilson, July 1990.												
Hunter, Mark	90-92	R-26	74	14	13	27	199	10	5	1	6	23
Acquired in March 1991 trade from Calgary for Carey Wilson. Traded with "future considerations" (Yvon Corriveau) to Washington for Nick Kypreos, June 1992.												
Hurley, Paul	72-76	D-5	251	9	66	75	135	21	0	8	8	18
Chosen in WHA Player Selection Draft (Boston), February 1972. Traded to Edmonton with "future considerations" for Kerry Ketter and Steve Carlyle, February 1976.												
Hutchinson, Andrew	05-07	D-28/24	77	6	19	25	48	-	-	-	-	-
Acquired from Nashville for Phoenix's third-round selection (78th overall - Teemu Laaksa) in 2005, June 29, 2005. Traded to the New York Rangers along with center Joe Barnes and a third-round draft pick in 2008 for Matt Cullen, July 17, 2007.												
Hyndman, Mike	72-73	RW-21	59	4	14	18	21	-	-	-	-	-
Chosen in WHA Player Selection Draft (California), February 1972. Traded to Los Angeles Sharks for Mike Byers, February 1973.												
Hynes, Dave	76-77	LW-11	22	5	4	9	4	-	-	-	-	-
Signed as a free agent after release by Boston Bruins, August 1976. Released, June 1977.												
-I-												
Inkpen, Dave	78-79	D-26	41	0	7	7	15	5	0	1	1	4
Purchased from Indianapolis Racers, December 1978. Released, July 1980.												
Irbe, Arturs	98-04	G-1	309	0	4	4	46	30	0	0	0	4
Signed as a free agent, September 10, 1998. Traded to the Columbus Blue Jackets for future considerations, June 2004.												
-J-												
Jablonski, Pat	97-98	G-35/39	5	0	0	0	-	-	-	-	-	-
Signed as free agent, August 11, 1997.												
Janssens, Mark	92-97	C-22	341	20	43	63	712	-	-	-	-	-
Acquired from Minnesota North Stars for James Black, September 1992. Traded to Mighty Ducks of Anaheim for Bates Battaglia and a fourth-round draft pick in 1998 (Josef Vasicek).												
Jarvis, Doug	85-88	C-27	139	17	29	46	40	16	0	3	3	8
Acquired from Washington Capitals for Jorgen Pettersson, December 1985. Named assistant coach/player for Binghamton (AHL), December 1987. Contract bought out, May 1988.												
Jennings, Grant	88-91	D-25	163	7	20	27	412	11	1	0	1	34
Acquired from Washington Capitals with Ed Kastelic for Neil Sheehy and Mike Millar, July 1988. Traded to Pittsburgh Penguins along with Ron Francis and Ulf Samuelsson for John Cullen, Zarley Zalapski and Jeff Parker, March 1991.												
Jensen, David A.	84-85	LW-7	13	0	4	4	6	-	-	-	-	-
Selected in NHL Entry Draft (Lawrence Academy, Mass. H.S.), June 1983. Traded to Washington for Dean Evason and Peter Sidorkiewicz, March 1985.												
Jensen, Joe	08	C-34	6	1	0	1	2	-	-	-	-	-
Acquired from Pittsburgh in exchange for forward David Gove, January 31, 2008. Released, July 2009.												
Johnson, Mark	82-85	C/LW-12	201	85	118	203	76	-	-	-	-	-
Acquired from the Minnesota North Stars with Kent Erik Andersson for a 1984 fifth-round draft choice (Jim Poner) and "future considerations" (Jordy Douglas), in October 1984. Traded to St. Louis Blues with Greg Millen for Mike Liut and "future considerations" (Jorgen Pettersson), in February 1985.												
Johnston, Bernie	79-81	C/LW-24	57	12	24	36	16	3	0	1	1	0
Selected in NHL Expansion Draft (Philadelphia), June 1979. Released, September 1981.												
Jokinen, Jussi	09-11	C/LW-36	176	50	78	128	72	18	7	4	11	2
Acquired from Tampa Bay in exchange for Wade Brookbank, Josef Melichar and a 2009 fourth-round pick, February 7, 2009.												
Jordan, Ric	72-74	D-20/23	34	0	3	3	14	7	0	0	0	0
Chosen in WHA Player Selection Draft (Boston University), May 1972. Traded to Quebec Nordiques for Guy Dufour, May 1974.												
Joslin, Derek	11	D-27/33	17	1	4	5	2	-	-	-	-	-
Acquired from the San Jose Sharks in exchange for future considerations, February 18, 2011.												
-K-												
Kaberle, Frantisek	05-09	D-5	214	9	73	82	104	32	4	10	14	10
Signed as a free agent by Carolina, July 15, 2004. Bought out of remaining year of his contract, July 28, 2009.												
Kapanen, Sami	95-03	LW-24	520	145	203	348	105	34	4	12	16	6
Selected in fourth-round of 1995 NHL Entry Draft (87th overall). Traded along with Ryan Bast to the Philadelphia Flyers in exchange for Pavel Brendl and Bruno St. Jacques, February 7, 2003.												
Karlander, Al	73-75	C/LW-14	125	27	55	82	48	12	1	6	7	2
Signed as a free agent (Detroit), June 1973. Selected by Indianapolis Racers in WHA Expansion Draft, June 1975.												
Karpa, Dave	98-01	D-33	140	5	12	17	266	8	0	0	0	19
Acquired from Mighty Ducks of Anaheim along with Anaheim's fourth-round pick in the 2000 NHL Entry Draft for Stu Grimson and Kevin Haller, August 11, 1998. Signed as a free agent with the New York Rangers, July 1, 2001.												
Kastelic, Ed	88-92	RW/LW-22	147	9	9	18	505	2	0	0	0	0
Acquired from Washington Capitals with Grant Jennings for Neil Sheehy and Mike Millar, July 1988. Signed by Los Angeles Kings as a free agent, August 1992.												
Kecmer, Dan	91-94	D-4/37	36	4	5	9	40	-	-	-	-	-
Acquired from San Jose Sharks for Dean Evason, October 1991. Traded to Calgary Flames for Jeff Reese, November 1993.												
Keeler, Mike	73-74	D-20	1	0	0	0	0	1	0	0	0	0
Signed as a free agent (Jacksonville Barons, EHL), October 1973. Released, October 1974.												

ALL-TIME ROSTER

	YEARS	POS.-NO.	REGULAR SEASON					PLAYOFFS				
			GP	G	A	TP	PIM	GP	G	A	TP	PIM
Kemp, Kevin	80-81	D-24	3	0	0	0	4	–	–	–	–	–
Selected from Toronto Maple Leafs in the NHL Expansion Draft, June 1979. Released, June 1981.												
Keon, Dave	76-82	C-14	384	91	203	294	74	32	11	22	33	6
Acquired from Edmonton Oilers with Steve Carlson, Jack Carlson, Dave Dryden and John McKenzie for Danny Arndt, cash and "future considerations" (the rights to Dave Debol), February 1977. Retired, July 1982.												
Kerr, Tim	92-93	RW-12	22	0	6	6	7	–	–	–	–	–
Acquired from New York Rangers for a seventh-round draft pick (Sergei Kondrashkin) in 1993 draft, July 1992. Retired as a player and named assistant coach for Springfield Indians, January 1993.												
Kidd, Trevor	97-99	G-37	72	0	0	0	2	–	–	–	–	–
Acquired from Calgary Flames along with Gary Roberts for Andrew Cassels and Jean-Sebastien Giguere on August 25, 1997. Selected by Atlanta Thrashers in 1999 NHL Expansion Draft, June 25, 1999.												
King, Derek	96-97	LW-27	12	3	3	6	2	–	–	–	–	–
Acquired for a fifth-round 1997 draft pick (Adam Eclinger) from the NY Islanders on March 18, 1997. Signed as a free agent with Toronto in August 1997.												
Kleinendorst, Scot	84-88	D-35/18	186	9	30	39	347	17	2	5	7	38
Acquired from New York Rangers for Blaine Stoughton, February 1984. Traded to Washington Capitals for Jim Thomson, March 1989.												
Koehler, Greg	00-01	C-36	1	0	0	0	0	–	–	–	–	–
Signed as a free agent, March 31, 1998. Traded to the Philadelphia Flyers, February 2002.												
Konroyd, Steve	91-93	D-5	92	5	21	26	95	7	0	1	1	2
Acquired from Chicago Blackhawks for Rob Brown, January 1992. Traded to Detroit Red Wings for a 1993 sixth-round draft pick (pick traded back to Detroit in June 1993 for Brad McGrimmon), March 1993.												
Kotsopoulos, Chris	81-85	D-24	241	29	60	89	443	–	–	–	–	–
Acquired from New York Rangers with Gerry McDonald and Doug Sulliman for Mike Rogers, and a 10th-round 1982 draft pick (Simo Saarinen), October 1981. Traded to Toronto Maple Leafs for Stewart Gavin, September 1985.												
Kotsopoulos, Tom	09-10	RW-29	99	9	16	25	136	–	–	–	–	–
Signed as a free agent, July 14, 2009. Traded to the Calgary Flames along with Anton Babchuk in exchange for Brett Sutter and Ian White, November 17, 2010.												
Kovalenko, Andrei	98-00	RW-51	94	21	30	51	38	4	0	2	2	2
Acquired from Philadelphia Flyers in exchange for Adam Burt, March 6, 1999. Signed by the Boston Bruins as a free agent, July 25, 2000.												
Kron, Robert	92-00	RW/C-38/18	509	108	139	247	68	5	2	0	2	0
Acquired from Vancouver Canucks for a third-round 1993 draft pick (Marek Malik) and "future considerations" (Jim Sandlak) for Murray Craven and a fifth-round 1993 draft pick (Scott Walker), March 1993. Selected by Columbus Blue Jackets in 2000 expansion draft, June 23, 2000.												
Krygier, Todd	89-91	LW-17	130	31	29	60	147	13	2	3	5	2
Selected in NHL Supplemental Draft (Connecticut, ECAC II), June 1988. Traded to Washington Capitals for "future considerations" (fourth-round 1993 draft pick - pick later traded to Calgary, who selected Jason Smith) October 1991.												
Kucera, Frantisek	93-95	D-4	84	6	26	33	54	–	–	–	–	–
Acquired with Jocelyn Lemieux from Chicago Blackhawks for Gary Suter, Randy Cunneyworth and a third-round 1995 draft pick (Kevin McKay), March 1994. Traded with Jim Dowd to Vancouver Canucks for Jeff Brown and Vancouver's third-round draft pick in 1998, December 20, 1995.												
Kurka, Tomas	03-04	LW-37	17	3	2	5	2	–	–	–	–	–
Selected in the NHL Entry Draft (Plymouth, OHL), June 24, 2000. Released, June 2004.												
Kuznik, Greg	00-01	D-53	1	0	0	0	0	–	–	–	–	–
Selected in the NHL Entry Draft (Seattle, WHL), June 22, 1996.												
Kypreos, Nick	92-94	LW-20	85	17	10	27	362	–	–	–	–	–
Acquired from Washington Capitals for Mark Hunter and Yvon Corriveau, August 1992. Traded with Steve Larmer, Barry Richter and a 1994 sixth-round draft pick (Yuri Litvinov) to New York Rangers for James Patrick and Darren Turcotte, November 1993.												
—L—												
LaCouture, Dan	08	LW-20	11	2	0	2	10	–	–	–	–	–
Signed as a free agent, October 6, 2008. Signed with Astana of the KHL and subsequently suspended by the Hurricanes, December 29, 2009.												
Lacroix, Andre	78-80	C-4	107	35	70	105	36	10	4	4	8	0
Rights acquired from Winnipeg Jets for "future considerations," August 1978. Retired, December 1979.												
Lacroix, Pierre	82-83	D-5	56	6	25	31	18	–	–	–	–	–
Acquired from Quebec Nordiques for Blake Wesley, December 1982. Retired due to injuries sustained in automobile accident, August 1983.												
Ladd, Andrew	05-08	LW-16	137	26	24	50	81	17	2	3	5	4
Selected in the NHL Entry Draft (Calgary, WHL), June 26, 2004. Traded to Chicago in exchange for forward Tuomo Ruutu, February 26, 2008.												
Ladouceur, Randy	86-93	D-29	377	10	38	48	622	32	3	8	11	43
Acquired from Detroit Red Wings for Dave Barr, January 1987. Selected by Mighty Ducks of Anaheim in 1993 Expansion Draft, June 1993.												
Laforge, Mark	89-90	LW-42	9	0	0	0	43	–	–	–	–	–
Selected in NHL Entry Draft (Kingston, OHL), June 1986. Traded to Edmonton Oilers for Cam Brauer, March 1990.												
Landon, Bruce	72-77	G-30	122	0	2	2	36	8	0	1	1	0
Chosen in WHA Player Selection Draft (Los Angeles Kings), February 1972. Released, October 1974. Re-signed, February 1974. Retired, February 1978.												
Langdon, Darren	00-02	LW-20	121	2	3	5	216	4	0	0	0	12
Acquired from the NY Rangers along with Rob DiMaio for Sandy McCarthy and a fourth round pick in 2001, August 4, 2000. Traded along with Marek Malik to Vancouver Canucks in exchange for Jan Hlavac and Harold Druken, November 1, 2002.												
LaRose, Chad	05-11	RW-59	406	64	80	144	209	39	4	8	12	26
Signed as a free agent by Carolina, August 6, 2003.												
Larouche, Pierre	81-83	C-25/28	83	43	47	90	20	–	–	–	–	–
Acquired from Montreal Canadiens for a swap of the teams' first-round 1984 draft choices and a 1984 second-round draft pick in December 1981. Released, September 1983. In the first-round swap, Montreal picked Petr Svoboda (5th), and Hartford selected Sylvain Cote (11th). Montreal traded a second-round draft pick to St. Louis (Brian Benning) along with Risk Wansley, their second pick (Tony Hrkac), and their third choice (Robert Dirk) in exchange for St. Louis' first-round draft pick (Shayne Corsen) and second-round draft pick (Stephane Richer) in June, 1984. Hartford traded Montreal's third-round draft pick (Bruce Racine) in 1983 to Pittsburgh while Montreal picked 47th overall (Rocky Dundas).												
Lawless, Paul	82-84/85-88	LW-11/28	215	49	70	119	54	1	0	0	0	0
Selected in NHL Entry Draft (Windsor, OHL), June 1982. Traded to Philadelphia Flyers for Lindsay Carson, January 1988.												

ALL-TIME ROSTER

	YEARS	POS.-NO.	REGULAR SEASON					PLAYOFFS				
			GP	G	A	TP	PIM	GP	G	A	TP	PIM
Lawton, Brian	88-89	C/LW-7	48	12	17	29	32	3	1	0	1	0
Acquired from New York Rangers with Don Maloney and Norm Maciver for Carey Wilson and a fifth-round draft pick in 1990 (Lubos Rob), December 1988. Put on waivers and claimed by Quebec, December 1989.												
Leach, Jamie	92-93	RW-34	19	3	2	5	4	-	-	-	-	-
Acquired on waivers from Pittsburgh Penguins, November 1992. Released, June 1993.												
Leach, Steve	97-98	RW-27	45	4	5	9	42	-	-	-	-	-
Acquired from St. Louis for Alexander Godnyuk and a 1998 sixth-round draft pick (Brad Voth), June 1997. Signed as a free agent by Ottawa, October 4, 1998.												
Legace, Manny	09-10	G-34	28	0	1	1	0	-	-	-	-	-
Signed as a free agent, November 9, 2009.												
Leighton, Michael	08-09	G-49	29	0	0	0	4	-	-	-	-	-
Acquired from Montreal in exchange for Carolina's 2007 seventh-round draft pick, June 23, 2007. Claimed by Philadelphia on re-entry waivers, December 15, 2009.												
Lemieux, Jocelyn	93-95	LW-23/26	86	13	8	21	82	-	-	-	-	-
Acquired with Frantisek Kucera from Chicago Blackhawks for Randy Cunneynworth, Gary Suter, and a third-round 1995 draft pick (Kevin McKay), March 1994. Traded to New Jersey Devils for Jim Dowd and New Jersey's second-round pick in 1998, December 20, 1995.												
Lenarduzzi, Mike	92-94	G-30	4	0	0	0	0	-	-	-	-	-
Selected in NHL Entry Draft (Sault Ste. Marie, OHL), June 1990.												
Leschyshyn, Curtis	96-00	D-7	255	8	32	40	139	6	0	0	0	6
Acquired from Washington Capitals for Andrei Nikolishin on November 9, 1996. Selected by Minnesota Wild in 2000 expansion draft, June 23, 2000.												
Letowski, Trevor	06-08	RW-19	136	11	15	26	48	-	-	-	-	-
Signed as a free agent, July 6, 2006. Signed as a free agent with Barys Astana (Russia), summer 2008.												
Levasseur, Louis	77-78	G-30	27	0	0	0	2	12	0	1	1	2
Acquired from Edmonton for Dave Dryden, Brett Callighen and two 1977 draft choices, June 1977. Traded to Quebec for Warren Miller, September 1978.												
Ley, Rick	72-81	D-2	559	39	228	267	828	73	7	33	40	142
Chosen in the WHA Player Selection Draft (Toronto Maple Leafs), February 1972. Selected by Toronto Maple Leafs in NHL Reclaim Draft, June 1979. Selected from Toronto Maple Leafs in NHL Expansion Draft, June 1979. Retired, September 1981.												
Liut, Mike	85-90	G-1	217	0	5	5	10	17	0	0	0	2
Selected in WHA Amateur Draft (Bowling Green, CCHA), May 1976. WHA rights traded to Cincinnati Stingers with second-round 1979 draft choice for Greg Carroll and Bryan Maxwell, May 1977. Acquired from St. Louis Blues with "future considerations" (Jorgen Pettersson) for Mark Johnson and Greg Millen, February 1985. Traded to Washington Capitals for Yvon Corriveau, March 1990.												
Luksa, Chuck	79-80	D-29	8	0	1	1	4	-	-	-	-	-
Signed as a free agent (Cincinnati Stingers), August 1979. Released, October 1981.												
Lumley, Dave	84-85	LW-22	48	8	20	28	98	-	-	-	-	-
Selected from Edmonton Oilers in NHL Waiver Draft, October 1984. Placed on waivers and claimed by Edmonton Oilers, February 1985.												
Lupien, Gilles	80-82	D-23	21	2	5	7	41	-	-	-	-	-
Acquired from Pittsburgh Penguins for a sixth-round 1981 draft pick (Paul Edwards), February 1981. Released, July 1983.												
Lyle, George	76-79/81-83	LW-16	232	92	93	185	207	26	6	6	12	42
Signed as a free agent (Michigan Tech), July 1976. Selected by Detroit Red Wings in NHL Reclaim Draft, June 1979. Claimed on waivers from Detroit, November 1981. Released, July 1982.												
Lysak, Brett	04	C-56	2	0	0	0	2	-	-	-	-	-
Selected in the NHL Entry Draft (Regina, WHL), June 1999. Released, June 2004.												
-M-												
MacDermid, Paul	81-89	RW-23/15/29/36	373	69	83	152	744	26	5	8	13	84
Selected in NHL Entry Draft (Windsor, OHL), June 1981. Traded to Winnipeg Jets for Randy Cunneynworth, December 1989.												
MacDonald, Craig	98-99, 01-03	C-31/12	58	2	4	6	20	5	0	0	0	2
Selected in NHL Entry Draft (Harvard, ECAC), June 1996. Signed with Florida as a free agent, August 2003.												
MacGregor, Gary	76-77	C-12	30	8	8	16	4	-	-	-	-	-
Acquired from Indianapolis Racers for Rosaire Paiement, November 1976. Traded to Calgary Cowboys for "future considerations," January 1977.												
MacGregor, Randy	81-82	LW-38	2	1	1	2	2	-	-	-	-	-
Signed as a free agent (Binghamton, AHL), February 1981. Released, June 1983.												
MacIver, Norm	88-89	D-33	37	1	22	23	24	1	0	0	0	2
Acquired from New York Rangers with Don Maloney and Brian Lawton for Carey Wilson and a fifth-round draft pick in 1990 (Lubos Rob), December 1988. Traded to Edmonton Oilers for Jim Ennis, October 1989.												
MacLeish, Rick	81-82	C-7	34	6	16	22	16	-	-	-	-	-
Acquired from Philadelphia Flyers with Don Gillen, Blake Wesley, first, second- and third-round 1982 draft picks (Paul Lawless, Mark Paterson, Kevin Dineen) for Ray Allison, Fred Arthur, and the Whalers' first and third picks in 1982 (Ron Sutter, Miroslav Dvorak), July 1981. Traded to Pittsburgh Penguins for Russ Anderson and an eighth-round 1983 draft pick (Chris DuPerron), December 1981.												
Malec, Tomas	03	D-71	43	0	2	2	45	-	-	-	-	-
Acquired along with Bret Hedican and Kevyn Adams from the Florida Panthers in exchange for Sandis Ozolinsh and Byron Ritchie, January 16, 2002. Traded to Mighty Ducks of Anaheim along with a second-round draft pick in 2004 (Kyle Klubertanz) for Martin Gerber.												
Malik, Marek	95-97, 98-02	D-23/5	317	17	60	77	291	30	0	3	3	28
Selected in the third-round (Vitkovice, Czech.) of the 1993 NHL Entry Draft. Traded along with Darren Langdon to Vancouver in exchange for Jan Hlavac and Harold Druken, November 1, 2002.												
Malinowski, Merlin	82-83	C/LW-20	75	5	23	28	16	-	-	-	-	-
Acquired from New Jersey Devils with NHL rights to Scott Fusco for Rick Meagher and Garry Howatt, October 1982. Released, October 1983.												
Malone, Greg	83-86	C-14	176	45	83	128	147	-	-	-	-	-
Acquired from Pittsburgh Penguins for third-round 1985 draft pick (Bruce Racine), October 1983. Traded to Quebec Nordiques for Wayne Babych, October 1985.												
Maloney, Don	88-89	LW-14	21	3	11	14	23	4	0	0	0	8
Acquired from New York Rangers with Brian Lawton and Norm MacIver for Carey Wilson and a 1990 fifth-round draft pick (Lubos Rob), December 1988. Released, July 1989.												
Manderville, Kent	96-00	C-44	258	16	24	40	99	6	0	0	0	2
Signed as a free agent on October 1, 1996. Traded to the Philadelphia Flyers in exchange for Sandy McCarthy, March 14, 2000.												

ALL-TIME ROSTER

	YEARS	POS.-NO.	REGULAR SEASON					PLAYOFFS				
			GP	G	A	TP	PIM	GP	G	A	TP	PIM
Marchment, Bryan	93-94	D-5/27	42	3	7	10	124	-	-	-	-	-
Acquired with Steve Larmer from Chicago Blackhawks for Patrick Poulin and Eric Weinrich, November 1993. Awarded as compensation to Edmonton Oilers when Whalers signed Steven Rice, August 1994.												
Markov, Danny	03-04	D-55	44	4	10	14	37	-	-	-	-	-
Acquired from Phoenix Coyotes along with a third-round pick in the 2005 draft for David Tanabe and Igor Knyazev, June 2003. Traded to Philadelphia Flyers for Justin Williams, January 2004.												
Marshall, Paul	82-83	LW-34	13	1	2	3	0	-	-	-	-	-
Acquired from Toronto Maple Leafs for a 10th-round 1983 draft pick (Greg Rolston), October 1982. Released, July 1983.												
Martin, Tom	87-90	LW-24	26	2	4	6	51	0	0	0	0	0
Signed as a free agent (Winnipeg Jets), July 1987. Claimed by Minnesota North Stars in the 1988 NHL Waiver Draft, October 1988. Claimed on waivers by, Hartford December 1988. Released, June 1990.												
Martins, Steve	95-98	C-32	28	1	4	5	8	-	-	-	-	-
Selected in 1994 Supplemental Draft (Harvard), June 1994. Signed as a free agent by Ottawa, July 20, 1998.												
Matsumoto, Jon	10-11	C-18	13	2	0	2	4	-	-	-	-	-
Acquired from the Philadelphia Flyers in exchange for Washington's 2010 seventh-round draft pick, June 26, 2010.												
Maxwell, Bryan	77-78	D-24	17	2	1	3	11	-	-	-	-	-
Acquired from Cincinnati Stingers with Greg Carroll for the WHA rights to Mike Liut and two 1979 draft picks, May 1977. Released and signed with Minnesota North Stars, February 1978.												
Mayer, Jim	77-78	RW-27	51	11	9	20	21	-	-	-	-	-
Signed as a free agent (Calgary Cowboys), July 1977. Placed on waivers and claimed by Edmonton Oilers, May 1978.												
McBain, Jamie	10-11	D-4/28	90	10	30	40	32	-	-	-	-	-
Selected in the NHL Entry Draft (US Nat'l Development Team Program) in second-round, June 2006.												
McBain, Jason	95-97	D-25	9	0	0	0	0	-	-	-	-	-
Selected in the fourth-round in the 1992 NHL Entry Draft.												
McCarthy, Sandy	00-00	LW-20	13	0	0	0	9	-	-	-	-	-
Acquired from the Philadelphia Flyers in exchange of Kent Manderville, March 14, 2000. Traded to the New York Rangers along with a fourth-round pick in 2001 in exchange for Darren Langdon and Rob DiMaio, August 4, 2000.												
McClanahan, Rob	81-82	C-15/28	17	0	3	3	11	-	-	-	-	-
Claimed from Buffalo Sabres in NHL Waiver Draft, September 1981. Traded to New York Rangers for a 10th-round 1983 draft pick (Reine Karlsson), January 1982.												
McCrimmon, Brad	93-96	D-10	156	4	12	16	176	-	-	-	-	-
Acquired from Detroit Red Wings for a 1993 sixth-round draft pick (pick had been previously acquired from Detroit in the Steve Konroyd trade), June 1993. Signed free agent contract with Phoenix Coyotes, June 1996.												
McDonald, Gerry	81-84	D-31/33	8	0	0	0	4	-	-	-	-	-
Acquired from New York Rangers with Doug Sulliman and Chris Kotsopoulos for Mike Rogers and a 10th-round 1982 draft pick (Simo Saarinen), October 1981. Released, July 1984.												
McDougal, Mike	81-83	RW-23/32	58	8	10	18	43	-	-	-	-	-
Claimed from New York Rangers in NHL Waiver Draft, October 1981. Released, July 1984.												
McEwen, Mike	85-87	D-25	58	11	10	21	38	9	1	5	6	6
Acquired from New York Rangers for Bob Crawford, March 1986. Left team to join Sierre HC of Swiss League, July 1987. Re-signed, March 1988. Returned to Swiss League, June 1988.												
McGill, Bob	93-94	D-25	30	0	3	3	41	-	-	-	-	-
Acquired on waivers from New York Islanders, November 1993.												
McIlhargey, Jack	80-82	D-33/29	98	2	11	13	202	-	-	-	-	-
Acquired with Norm Barnes from Philadelphia Flyers for a second-round 1982 draft pick (pick later transferred to Toronto, Peter Ihnacek), December 1980. Retired, August 1982.												
McKay, Ross	90-91	G-49	1	0	0	0	0	-	-	-	-	-
Signed as a free agent, June 1988. Released, October 1991.												
McKenzie, Jim	89-94	LW-33/31	203	13	12	25	468	6	0	0	0	8
Selected in NHL Entry Draft (Victoria, WHL), June 1989. Traded to Florida Panthers for Alexander Godnyuk, December 1993.												
McKenzie, John	77-79	RW-19	189	57	76	133	201	29	11	14	25	34
Acquired from Edmonton Oilers with Dave Keon, Dave Dryden, Jack Carlson and Steve Carlson for Danny Arndt, cash and "future considerations" (the rights to Dave Debol), January 1977. Retired, June 1979.												
McLean, Kirk	98-98	G-1	8	0	1	1	0	-	-	-	-	-
Acquired from Vancouver Canucks along with Martin Gelin, for Sean Burke, Enrico Ciccone, and Geoff Sanderson, January 3, 1998. Traded to the Florida Panthers for Ray Sheppard, March 24, 1998.												
McManama, Bob	75-76	C-11	37	3	10	13	28	12	4	3	7	4
Signed as a free agent after release by Pittsburgh Penguins, December 1975. Traded to Florida Breakers (later became Minnesota Fighting Saints) with Fred O'Donnell for Wayne Connelly, June 1976.												
Meagher, Rick	80-83	C-20	96	31	29	60	70	-	-	-	-	-
Traded to Hartford by Montreal Canadiens with Montreal's third (Paul MacDermid) and fifth- (Dan Bourbonnais) round choices in 1981 for Hartford's third (Dieter Hegen) and fifth (Steve Rooney) round choices in 1981, June 5, 1980. Traded to New Jersey Devils with Garry Howatt for Merlin Malinowski and Scott Fusco, October 1982.												
Melichar, Josef	08	D-22	15	0	4	4	8	-	-	-	-	-
Signed as a free agent, July 2008. Traded to Tampa Bay along with Wade Brookbank and a 2009 fourth-round draft pick in exchange for Jussi Jokinen, February 7, 2009.												
Merkosky, Glenn	81-82	C-15	7	0	0	0	2	-	-	-	-	-
Signed as a free agent (Calgary, WHL), August 1980. Released, July 1982.												
Methe, Gerry	74-75	D-18	5	0	1	1	4	2	0	0	0	0
Signed as a free agent after release by Pittsburgh Penguins, June 1974. Released, October 1974.												
Millar, Mike	86-88	RW-8	38	9	9	18	6	-	-	-	-	-
Selected in NHL Entry Draft (Hamilton, OHL), June 1983. Traded to Washington Capitals with Neil Sheehy for Ed Kastelic and Grant Jennings, July 1988.												

ALL-TIME ROSTER

	YEARS	POS.-NO.	REGULAR SEASON					PLAYOFFS				
			GP	G	A	TP	PIM	GP	G	A	TP	PIM
Millen, Greg	81-85	G-30	219	0	10	10	24	–	–	–	–	–
Signed as a free agent from Pittsburgh Penguins, June 1981. Pat Boutette and Kevin McClelland later sent to Pittsburgh as compensation. Traded to St. Louis Blues with Mark Johnson for Mike Liut and "future considerations" (Jorgen Pettersson), February 1985.												
Miller, Warren	78-79/80-83	RW-27	284	59	67	126	164	10	0	8	8	28
Acquired from Quebec Nordiques for Louis Levasseur, September 1978. Selected by New York Rangers in NHL Reclaim Draft, June 1979. Re-acquired from New York Rangers for \$100 under terms of 1979 NHL Expansion Draft. (WHA player reclaimed by NHL club could be re-acquired by former WHA team if placed on waivers by NHL club). Released, July 1983.												
Mormina, Joey	08	D-29	1	0	0	0	0	–	–	–	–	–
Signed as a free agent, July 2, 2007. Signed as a free agent with Pittsburgh, July 8, 2008.												
Murray, Chris	96-97	RW-17	15	1	2	3	32	–	–	–	–	–
Acquired from Phoenix Coyotes for Gerald Diduck on March 18, 1997. Traded to the Ottawa Senators for Sean Hill, November 18, 1997.												
Moss, Tyler	00-01	G-31	12	0	0	0	0	0	0	0	0	0
Signed as a free agent, August 9, 2000. Signed with Vancouver Canucks as a free agent, July 5, 2002.												
Murray, Marty	03-04	C-15	66	5	7	12	8	–	–	–	–	–
Acquired from Philadelphia Flyers for a sixth-round pick in the 2004 Draft (Frederik Cabana), June 2003. Did not re-sign, July 2005.												
Murzyn, Dana	85-88	D-4	185	13	49	62	265	10	2	1	3	39
Selected in NHL Entry Draft (Calgary, WHL), June 1985. Traded to Calgary Flames with Shane Churla for Neil Sheely, Carey Wilson and rights to Lane MacDonald, January 1988.												
Muzzatti, Jason	95-97	G-29	53	0	1	1	51	–	–	–	–	–
Claimed by Hartford from the Calgary Flames in the Waiver Draft, October 6, 1995. Traded to the NY Rangers for a fourth-round draft pick in the 1998 Draft (Tommy Westlund) on August 8, 1997.												
-N-												
Nachbaur, Don	80-82	LW-26/31	154	21	38	59	256	–	–	–	–	–
Selected in NHL Entry Draft (Billings, WHL), August 1979. Traded to Edmonton Oilers with Ken Linseman for Risto Siltanen and Brent Loney, August 1982.												
Neufeld, Ray	79-86	RW-10/17	331	95	131	226	400	2	1	0	1	0
Selected in NHL Entry Draft (Edmonton, WHL), August 1979. Traded to Winnipeg Jets for David Babych, November 1985.												
Newberry, John	85-86	C-33	3	0	0	0	0	–	–	–	–	–
Signed as a free agent (Montreal Canadiens), September 1985. Released, July 1986.												
Nieckar, Barry	92-93	LW-12	2	0	0	0	2	–	–	–	–	–
Signed as a free agent (Raleigh, ECHL), September 1992. Signed by Calgary Flames as free agent, June, 1995.												
Nikolishin, Andrei	94-97	C-11/13	112	24	52	76	46	–	–	–	–	–
Acquired in the second-round (Moscow Dynamo, Russia) of the 1992 NHL Entry Draft. Traded to Washington Capitals for Curtis Leschyshyn, November 9, 1996.												
Nolan, Brandon	07-08	C/LW-36	6	0	1	1	0	–	–	–	–	–
Signed as a free agent, July 2, 2007. Contract expired July 1, 2008.												
Nordgren, Niklas	05-06	LW-44	43	4	2	6	30	–	–	–	–	–
Selected in the NHL Entry Draft (MoDo Jr. – Sweden), June 21, 1997. Traded to Pittsburgh along with Krystofer Kolanos and a second-round draft pick in 2007 for Mark Recchi, March 9, 2006.												
Norwood, Lee	91-92	D-23	6	0	0	0	16	–	–	–	–	–
Acquired from New Jersey Devils for "future considerations," October 1991. Traded to St. Louis Blues for "future considerations," November 1991.												
Nylander, Michael	92-94	C-36/92	117	22	55	77	60	–	–	–	–	–
Selected in NHL Entry Draft (Aik Solna, Sweden), June 1991. Traded with Zarley Zalapski and James Patrick to Calgary Flames for Gary Suter, Paul Ranheim and Ted Drury, March 1994.												
-O-												
O'Donnell, Fred	74-76	RW-16	155	32	26	58	165	20	2	5	7	35
Signed as a free agent from Vancouver Canucks, February 1974. Traded to Florida Breakers (later renamed the Minnesota Fighting Saints) with Bob McManama for Wayne Connelly, June 1976.												
O'Neill, Jeff	95-04	C-92/19	673	198	218	416	552	34	9	8	17	37
Selected in NHL Entry Draft (Guelph Storm, OHL), June 1994. Traded to Toronto in exchange for a conditional pick in the 2006 NHL Entry Draft, July 2005.												
O'Sullivan, Patrick	10	C-19	10	1	0	1	2	–	–	–	–	–
Signed as a free agent, September 17, 2010. Claimed on waivers by the Minnesota Wild, November 23, 2010.												
Osala, Oskar	10	LW-32	1	0	0	0	0	–	–	–	–	–
Acquired from Washington along with Brian Pothier and Washington's 2011 second-round pick in exchange for Joe Corvo, March 3, 2010.												
Ouimet, Ted	74-75	G-30	1	0	0	0	0	–	–	–	–	–
Purchased from Cleveland Crusaders, December 1975. Re-sold to Cleveland, January 1976.												
Ozolinsh, Sandis	00-02	D-8	118	16	51	67	105	6	0	1	1	5
Acquired from Colorado Avalanche along with a second round pick in 2000 (Tomas Kurka) in exchange for Nolan Pratt, the Hurricanes' first round pick (Vaclav Nedorost) and two second round picks (Jared Anlin, Argis Saviels) in 2000 on June 24, 2000. Traded to Florida Panthers along with Byron Ritchie in exchange for Bret Hedican, Kevyn Adams and Tomas Malec, January 16, 2002.												
-P-												
Paiement, Rosaire	75-77	C-12	93	33	45	78	101	17	4	11	15	41
Acquired from Denver Spurs for a first-round 1976 draft choice, June 1975. Traded to Indianapolis Racers for Gary MacGregor, November 1976.												
Parker, Jeff	90-91	RW-25	4	0	0	0	4	–	–	–	–	–
Acquired from Pittsburgh Penguins with Zarley Zalapski and John Cullen in exchange for Ron Francis, Ulf Samuelsson and Grant Jennings, March 1991. Released, November 1992.												
Paterson, Mark	82-86	D-6	29	3	3	6	33	–	–	–	–	–
Selected in NHL Entry Draft (Ottawa, OHL), June 1982. Traded to Calgary Flames for Yves Courteau, October 1985.												
Patrick, James	93-94	D-4	47	8	20	28	32	–	–	–	–	–
Acquired with Darren Turcotte from New York Rangers for Steve Larmer, Nick Kypreos, Barry Richter and a 1994 sixth-round draft pick (Yuri Litvinov) November 1993. Traded with Zarley Zalapski and Michael Nylander to Calgary Flames for Gary Suter, Paul Ranheim and Ted Drury, March 1994.												
Pavese, Jim	88-89	LW/D-31/4	5	0	0	0	5	1	0	0	0	0
Acquired from Detroit Red Wings for Torrie Robertson, March 1989.												

ALL-TIME ROSTER

	YEARS	POS.-NO.	REGULAR SEASON					PLAYOFFS				
			GP	G	A	TP	PIM	GP	G	A	TP	PIM
Pedersen, Allen	92-94	D-41	66	1	4	5	69	-	-	-	-	-
Acquired from Minnesota North Stars for a 1993 sixth round draft pick (Rick Mrozik), June 1992.												
Pederson, Barry	91-92	C-25	5	2	2	4	0	-	-	-	-	-
Signed as a free agent, September 1991. Released, November 1991.												
Pellerin, Scott	01	LW-38	19	0	5	5	6	6	0	0	0	4
Acquired from Minnesota Wild for a third round pick in 2001 Entry Draft, rights to Askhat Rakhmatullin and future considerations. Signed by Boston Bruins as a free agent, July 26, 2001.												
Peloffy, Andre	78-79	C-20	10	2	0	2	2	2	0	0	0	0
Signed as a free agent from Springfield Indians (AHL), August 1977. Released, July 1978.												
Peters, Justin	10-11	G-60	21	0	0	0	4	-	-	-	-	-
Selected in the NHL Entry Draft (Toronto-St. Michaels OHL), June 2004.												
Peterson, Brent	87-88	C-17	52	2	7	9	40	-	-	-	-	-
Selected from Vancouver Canucks in NHL Waiver Draft, October 1987. Retired, July 1989.												
Petrovicky, Robert	92-95	C-39	77	9	11	20	84	-	-	-	-	-
Selected in NHL Entry Draft (Dukla Trencin, Czech.), June 1992. Traded to Dallas for Dan Kesa on November 29, 1995.												
Petruzalek, Jakub	09	RW-56	2	0	1	1	0	-	-	-	-	-
Acquired from the New York Rangers in exchange for Brad Isbister, November 21, 2006. Released, July 2009.												
Pettersson, Jorgen	85-86	LW-22	23	5	5	10	2	-	-	-	-	-
Acquired from St. Louis Blues to complete an earlier deal in which Hartford traded Mark Johnson and Greg Millen to St. Louis for Mike Liut and "future considerations," April 1985. Traded to Washington Capitals for Doug Jarvis, December 1985.												
Picard, Alexandre	10	D-45	9	0	0	0	6	-	-	-	-	-
Acquired from Ottawa along with Ottawa's 2010 second-round pick in exchange for Matt Cullen, February 12, 2010. Signed with Montreal as a free agent, July 2010.												
Picard, Michel	90-92	LW-47	25	4	5	9	8	-	-	-	-	-
Selected in NHL Entry Draft (Trois-Riviere, QMJHL), June 1989. Traded to San Jose Sharks for "future considerations" (Yvon Corriveau), October 1992.												
Pierce, Randy	83-85	RW-38	34	9	5	14	17	-	-	-	-	-
Signed as a free agent (New Jersey), December 1982. Released, July 1985.												
Pietrangelo, Frank	91-94	G-40	54	0	0	0	6	7	0	0	0	0
Acquired from Pittsburgh Penguins for third- and seventh-round 1994 draft picks (Sven Butenschon, Serge Anbin), March 1992. Signed by New York Islanders as a free agent, August 1994.												
Pitkanen, Joni	08-11	D-25	214	18	96	114	190	18	0	8	8	16
Acquired from the Edmonton Oilers in exchange for Erik Cole, July 1, 2008.												
Pleau, Larry	72-79	C/W-4/24/29	468	157	215	372	180	66	29	22	51	37
Selected in WHA Player Selection Draft, February 1972 (Montreal). Traded to Indianapolis Racers, June 1978, but vetoed trade. Retired, September 1978. Came out of retirement, January 1979. Retired, September 1979.												
Plumb, Ron	77-80	D-6	131	8	29	37	65	23	2	8	10	16
Acquired from Cincinnati Stingers for Greg Carroll, February 1978. Released, July 1981.												
Picard, Michel	90-92	LW-47	25	4	5	9	8	-	-	-	-	-
Selected in NHL Entry Draft (Trois-Riviere, QMJHL), June 1989. Traded to San Jose Sharks for "future considerations" (Yvon Corriveau), October 1992.												
Pothier, Brian	10	D-5	20	1	3	4	11	-	-	-	-	-
Acquired from Washington along with Oskar Osala and Washington's 2011 second-round pick in exchange for Joe Corvo, March 3, 2010. Signed as a free agent with Geneve-Servette HC (Switzerland), July 2010.												
Poulin, Patrick	91-94	LW-37/24	93	22	32	54	50	7	2	1	3	0
Selected in NHL Entry Draft (St. Hyac, QMJHL), June 1991. Traded with Eric Weinrich to Chicago for Steve Larmer and Bryan Marchment, November 1993.												
Pratt, Nolan	96-00	D-41/4	157	4	19	23	235	3	0	0	0	2
Selected in 1993 NHL Entry Draft (Portland, WHL) in fifth round (115th overall). Traded to Colorado Avalanche along with Carolina's first-round pick (Vaclav Nedorost) and two second-round picks (Jared Aulin, Argis Saviels) in 2000 in exchange for Sandis Ozolinsh and a second-round pick in 2000 (Tomas Kurka), June 24, 2000.												
Primeau, Keith	96-99	C-55	234	82	94	176	346	6	0	3	3	6
Acquired along with Paul Coffey and a 1997 first-round draft pick (Nikos Tselios) from Detroit Red Wings for Brendan Shanahan and Brian Glynn on October 9, 1996. Traded to Philadelphia Flyers along with a fifth-round pick for Rod Brind'Amour, Jean-Marc Pelletier and a second-round pick in 2000, January 23, 2000.												
Pronger, Chris	93-95	D-44	124	10	34	44	167	-	-	-	-	-
Selected in NHL Entry Draft (Peterborough, OHL), June 1993. Hartford acquired San Jose's pick (2nd overall) in the 1993 draft in exchange for Hartford's first, second, and third picks in the 1993 draft and future considerations (Sergei Makarov). Also, Hartford sent a 1994 second-round pick to the Florida Panthers (Jason Podollan). Traded to St. Louis Blues for Brendan Shanahan, July 1995.												
Propp, Brian	93-94	LW-15/26	65	12	17	29	44	-	-	-	-	-
Signed as a free agent, October 1993. Released, June 1994.												
-Q-												
Quenneville, Joel	83-90	D-3	457	25	70	95	408	26	0	7	7	18
Acquired from Calgary Flames with Richie Dunn for Mickey Volcan, July 1983. Traded to Washington Capitals for cash, October 1990.												
-R-												
Raeder, Cap	75-77	G-35	29	0	0	0	2	15	0	1	1	0
Selected in WHA Amateur Draft (University of New Hampshire), June 1975. Released, August 1978.												
Ranheim, Paul	93-00	LW-14/28	432	49	80	129	117	6	0	0	0	2
Acquired with Gary Suter and Ted Drury from Calgary Flames for Zarley Zalapski, James Patrick and Michael Nylander, March 1994. Traded to Philadelphia Flyers in exchange for an eighth-round pick in 2002 entry draft, May 31, 2000.												
Reaugh, Daryl	90-92	G-31	20	0	0	0	4	-	-	-	-	-
Signed as a free agent, September 1989. Released, June 1992.												
Recchi, Mark	06-06	RW-18	20	4	3	7	12	25	7	9	16	18
Acquired from Pittsburgh for Krystofer Kolanos, Niklas Nordgren and a second-round draft pick in 2007, March 9, 2006.												
Reeds, Mark	87-89	RW-14/38	45	0	8	8	37	0	0	0	0	0
Acquired from St. Louis for a third-round 1989 draft pick, September 1987. (Later upgraded to a 1989 second-round pick in Charles Bourgeois deal [Rick Corriveau].)												

ALL-TIME ROSTER

	YEARS	POS.-NO.	REGULAR SEASON					PLAYOFFS				
			GP	G	A	TP	PIM	GP	G	A	TP	PIM
Reese, Jeff	93-95	G-35/30	37	0	1	1	0	-	-	-	-	-
Acquired from Calgary for Dan Kecmer, November 1993. Traded to Tampa Bay for a ninth-round draft pick in 1996 (Askhat Rakhmatullin), December 1, 1995.												
Renaud, Mark	79-83	D-32/20/28/25	142	5	47	52	80	-	-	-	-	-
Selected in NHL Entry Draft (Niagara Falls, OHL), August 1979. Selected by Buffalo Sabres in NHL Waiver Draft, October 1983.												
Rice, Steven	94-98	R-12	224	44	40	84	205	-	-	-	-	-
Signed as a free agent, August 1994. Bryan Marchment awarded as compensation to Edmonton Oilers.												
Richards, Todd	90-92	D-46	8	0	4	4	6	11	0	3	3	6
Acquired from Montreal Canadiens in October 1990. Released, June 1993.												
Richmond, Danny	05-06	D-51	10	0	1	1	7	-	-	-	-	-
Selected in NHL Entry Draft (Michigan, CCHA), June 21, 2003. Traded to Chicago along with a fourth-round pick in 2006 for Anton Babchuk and a fourth-round pick in 2007.												
Ritchie, Byron	98-02	C-15	33	0	2	2	19	-	-	-	-	-
Selected in NHL Entry Draft (Leithbridge, WHL), June 1995. Traded to Florida Panthers along with Sandis Ozolinsh for Bret Hedican, Kevyn Adams and Tomas Malec, January 16, 2002.												
Roberts, Doug	75-77	D-14	140	7	31	38	84	19	1	1	2	8
Signed as a free agent (Detroit, NHL), September 1975. Released, July 1977.												
Roberts, Gary	97-00	LW-10	207	57	87	144	343	6	1	1	2	8
Acquired from Calgary along with Trevor Kidd for Andrew Cassels and Jean-Sebastien Giguere, August 25, 1997. Signed by Toronto as a free agent, July 4, 2000.												
Roberts, Gordie	75-81	D-7	418	52	183	235	672	49	5	21	26	83
Signed as an underage junior from Victoria (WCHL), September 1975. Traded to Minnesota North Stars for Mike Fidler, December 1980.												
Robertson, Torrie	83-88	LW-32	299	34	75	109	1284	16	1	1	2	73
Acquired from Washington Capitals for Greg Adams, October 1983. Traded to Detroit Red Wings for Jim Pavese, March 1989.												
Rodney, Bryan	08-11	D-28/33/29	33	1	12	13	12	-	-	-	-	-
Signed as a free agent, May 12, 2008. Released, July 2011.												
Rogers, Mike	75-81	C-17	434	182	285	467	139	49	13	24	37	14
Acquired from Edmonton Oilers with "future considerations" for Wayne Carleton, January 1976. Traded to New York Rangers for Gerry McDonald, Doug Sulliman and Chris Kotsopoulos, October 1981.												
Rourke, Allan	03-04	D-38	25	1	2	3	22	-	-	-	-	-
Acquired from the Toronto Maple Leafs for Harold Druken and Jeff Daw, May 2003.												
Rowe, Tom	80-82	RW-12/29	115	23	32	55	256	3	2	0	2	0
Acquired from Washington Capitals for Alan Hangleben, January 1980. Released, December 1981.												
Roy, Pierre	78-79	D-3	1	0	0	0	2	-	-	-	-	-
Signed for one game, April 1979. Released, April 1979.												
Rucinski, Mike	98-00	D-46/18	26	0	2	2	10	-	-	-	-	-
Selected in NHL Entry Draft, July 8, 1995. Traded to New Jersey Devils for Ted Drury, March 4, 2002.												
Ruutu, Tuomo	08-11	C/LW-15	232	63	94	157	199	16	1	3	4	8
Acquired from the Chicago Blackhawks in exchange for left wing Andrew Ladd, February 26, 2008.												
Ryan, Michael	08-09	C-36/20	18	0	2	2	2	-	-	-	-	-
Signed as a free agent, October 31, 2008. Released, June 2010.												
-S-												
Samson, Jerome	10-11	RW-71/67	30	0	4	4	10	-	-	-	-	-
Signed as a free agent, July 2, 2007.												
Samsonov, Sergei	08-11	LW-14	249	54	81	135	82	17	5	3	8	6
Claimed on waivers from the Chicago Blackhawks, January 8, 2008. Traded to the Florida Panthers in exchange for Bryan Allen, February 28, 2011.												
Samuelsson, Ulf	84-91	D-5	463	31	144	175	1108	31	2	5	7	109
Selected in NHL Entry Draft (Leksands, Sweden), June 1982. Traded to Pittsburgh Penguins with Ron Francis and Grant Jennings for John Cullen, Zarley Zalapski and Jeff Parker, March 1991.												
Sanderson, Geoff	90-98	LW/C-13/8	479	196	173	369	195	10	1	0	1	2
Selected in NHL Entry Draft, June 1990. Traded to Vancouver along with Sean Burke and Enrico Ciccone for Kirk McLean and Martin Gelinias, January 3, 1998.												
Sandlak, Jim	93-95	R-14/52	40	6	2	8	32	-	-	-	-	-
Acquired from Vancouver Canucks as "future consideration" in March 1993 trade that saw the Whalers send Murray Craven and a 1993 fifth-round draft pick (Scott Walker) for Robert Kron, a 1993 third-round draft pick (Marek Malik) and "future considerations," May 1993. Contract expired, June 1995.												
Sarrizin, Dick	72-73	RW-16	35	4	7	11	0	-	-	-	-	-
Selected in WHA Player Selection Draft (Philadelphia Flyers), February 1973. Traded to Chicago Cougars for cash and an undisclosed draft choice, October 1973.												
Savard, Jean	79-80	C-6	1	0	0	0	0	-	-	-	-	-
Selected in NHL Expansion Draft (Chicago, NHL), June 1979. Released, July 1981.												
Schurman, Maynard	79-80	LW/C-24	7	0	0	0	0	-	-	-	-	-
Claimed from Philadelphia Flyers in NHL Expansion Draft, June 1979. Released, July 1980.												
Seidenberg, Dennis	07-09	D-4	137	6	45	51	57	16	1	5	6	16
Acquired from the Phoenix Coyotes in exchange for center Kevyn Adams, January 8, 2007. Released, July 2009.												
Selby, Brit	73-74	LW-18	65	13	29	42	48	13	3	4	7	13
Acquired from Philadelphia Blazers for Bob Brown, November 1972. Traded to Toronto Toros for Bob Charlebois, June 1973.												
Selwood, Brad	72-79	D-3	431	42	143	185	556	63	6	12	18	81
Selected in WHA Player Selection Draft (Toronto, WHA), February 1972. Chosen by Montreal Canadiens in NHL Reclaim Draft, June 1979.												
Semenko, Dave	86-87	LW-72	57	4	8	12	87	4	0	0	0	15
Acquired from Edmonton Oilers for a third-round 1988 draft pick (Trevor Sim), December 1986. Traded to Toronto Maple Leafs for Bill Root, September 1987.												
Shanahan, Brendan	95-96	LW-94	76	45	34	79	125	-	-	-	-	-
Acquired from St. Louis Blues for Chris Pronger, July 27, 1995. Traded to Detroit Red Wings along with Brian Glynn for Keith Primeau, Paul Coffey and a first-round draft pick in 1997 (Nikos Tselios).												
Shank, Daniel	91-92	RW-36	13	2	0	2	18	5	0	0	0	22
Acquired from Detroit Red Wings for Chris Tancill, December 1991. Signed by Tampa Bay Lightning as a free agent, August 1992.												

ALL-TIME ROSTER

	YEARS	POS.-NO.	REGULAR SEASON					PLAYOFFS				
			GP	G	A	TP	PIM	GP	G	A	TP	PIM
Shaw, Brad	85-92	D-33/25/32	210	11	84	95	107	19	4	8	12	6
Acquired from Detroit Red Wings for an eighth-round 1984 draft pick (Lars Karlsson), May 1984. Signed to play in Italy, June 1988. Returned to Hartford, March 1989. Traded to New Jersey Devils for "future considerations," June 1992.												
Sheehy, Neil	87-88	D-0	26	1	4	5	116	1	0	0	0	7
Acquired from Calgary Flames with Carey Wilson and rights to Lane MacDonald for Shane Churla and Dana Murzyn, January 1988. Traded to Washington Capitals with Mike Millar for Grant Jennings and Ed Kastelic, July 1988.												
Sheehy, Tim	72-75/77-78/79-80	C/RW-15/10	244	92	92	184	70	35	14	19	33	26
Chosen in WHA Player Selection Draft (U.S. Olympic Team), February 1972. Traded to Edmonton Oilers for Ron Climie, February 1975. Acquired from Detroit Red Wings for "future considerations," February 1979. Released, July 1980.												
Sheppard, Ray	98-99	RW-26	84	29	35	64	18	6	5	1	6	2
Acquired from the Florida Panthers for Kirk McLean, March 24, 1998. Signed as a free agent by the Florida Panthers, November 15, 1999.												
Sherven, Gord	86-87	C/RW-36/22	8	0	0	0	0	-	-	-	-	-
Claimed from Edmonton Oilers in NHL Waiver Draft, October 1986. Joined Canadian Olympic Team, August 1987. Re-joined Hartford Whalers, February 1988. Signed to play in Switzerland, June 1988.												
Shmyr, Paul	81-82	D-3	66	1	11	12	134	-	-	-	-	-
Signed as a free agent after release by Minnesota North Stars, October 1981. Released, July 1982.												
Sidorkiewicz, Peter	87-92	G-30	178	0	9	9	12	15	0	1	1	2
Acquired from Washington Capitals with Dean Evason for David A. Jensen, March 1985. Selected by Ottawa Senators in NHL Expansion Draft, June 1992.												
Siltanen, Risto	82-86	D-8	277	40	118	158	122	-	-	-	-	-
Acquired with Brent Loney from Edmonton Oilers for Ken Linseman and Don Nachbaur, August 1982. Traded to Quebec Nordiques for John Anderson, March 1986.												
Sims, Al	79-81	D-3	156	26	67	93	98	3	0	0	0	2
Selected from Boston Bruins in NHL Expansion Draft, June 1979. Claimed by Los Angeles Kings in NHL Waiver Draft, October 1981.												
Skinner, Jeff	10-11	C/RW-53	82	31	32	63	46	-	-	-	-	-
Selected in NHL Entry Draft (Kitchener, OHL), June 25, 2010.												
Smedsmo, Dale	76-77	LW-24	15	2	0	2	54	-	-	-	-	-
Purchased from Cincinnati Stingers, November 1976. Traded to Cincinnati for "future considerations," February 1977.												
Smith, Al	72-75/77-80	G-1	290	0	11	11	139	37	0	1	1	14
Selected in WHA Player Selection Draft (Detroit), February 1972. Released, January 1976. Signed as a free agent, August 1977. Sold to Colorado Rockies, September 1980.												
Smith, Guy	72-74	RW-19	39	4	8	12	31	11	2	0	2	4
Selected in WHA Player Selection Draft (New Hampshire, ECAC), February 1972. Released, October 1973.												
Smith, Stuart	79-83	D-33/3	77	2	10	12	95	-	-	-	-	-
Selected in NHL Entry Draft (Peterborough, OHL), August 1979. Released, July 1985.												
Smyth, Kevin	93-96	LW-51/20/14	58	6	8	14	31	-	-	-	-	-
Selected in NHL Entry Draft (Moose Jaw, WHL), June 1992. Signed as a free agent with Orlando Solar Bears (IHL), August 1996.												
Staal, Eric	03-11	C-12	560	226	278	504	429	43	19	24	43	12
Selected in NHL Entry Draft (Peterborough, OHL), June 21, 2003.												
Staniewski, Ed	83-85	G-1	19	0	0	0	2	-	-	-	-	-
Acquired from Winnipeg Jets for Mike Veisor, November 1983. Released, July 1985.												
Stephenson, Bob	79-80	RW-27/28	4	0	1	1	0	-	-	-	-	-
Selected in WHA Dispersal Draft (Birmingham, WHA), June 1979. Traded to Toronto Maple Leafs for Pat Boutette, December 1979.												
Stevens, John	90-95	D-45	44	0	8	8	34	-	-	-	-	-
Signed as a free agent, July 1990. Signed as a free agent with Philadelphia Flyers, June 1996.												
St. Jacques, Bruno	03-04	D-25	53	2	7	9	43	-	-	-	-	-
Acquired along with Pavel Brendl from Philadelphia in exchange for Sami Kapanen and Ryan Bast, February 7, 2003.												
Stillman, Cory	05-08/11	LW-61	191	52	113	165	74	25	9	17	26	14
Signed as a free agent, August 2, 2005. Traded to the Ottawa Senators along with Mike Commodore in exchange for Joe Corvo and Patrick Eaves, February 11, 2008. Acquired from the Florida Panthers in exchange for Ryan Carter and a 2011 fifth-round draft pick, February 22, 2011. Released, July 2011.												
Storr, Jamie	03-04	G-1	14	0	0	0	0	-	-	-	-	-
Signed as a free agent, October 2003. Released June, 2004.												
Storm, Jim	93-95	LW-46/24	74	6	13	19	27	-	-	-	-	-
Selected in NHL Entry Draft (Michigan Tech., WCHA), June 1991. Released, August 1995.												
Stoughton, Blaine	78-84	RW-21	393	228	161	389	162	8	4	3	7	4
Purchased from Indianapolis Racers with Dave Inkpen, November 1978. Traded to New York Rangers for Scot Kleinendorst, February 1984.												
Stoyanovich, Steve	83-84	LW-7	23	3	5	8	11	-	-	-	-	-
Acquired from New York Islanders for a 1985 fifth-round draft choice (Tommy Hedland), August 1983. Released, July 1984.												
Sulliman, Doug	81-84	RW-22	221	57	71	128	73	-	-	-	-	-
Acquired from New York Rangers with Gerry McDonald and Chris Kotsopoulos, October 1981. Released, June 1984.												
Sullivan, Bob	82-83	C/LW-26	62	18	19	37	18	-	-	-	-	-
Signed as a free agent (Binghamton, AHL), August 1982. Released, August 1982.												
Surma, Damian	03-04	LW-52	2	1	1	2	0	-	-	-	-	-
Selected in the NHL Entry Draft (Plymouth, OHL), June 26, 1999. Released June 2004.												
Sutter, Brandon	08-11	C-16	204	36	39	75	43	-	-	-	-	-
Selected in the NHL Entry Draft (Red Deer, WHL), June 21, 2007.												
Sutter, Brett	11	LW-42	1	0	0	0	0	-	-	-	-	-
Acquired from the Calgary Flames along with Ian White in exchange for Anton Babchuk and Tom Kostopoulos, November 27, 2010.												
Svoboda, Jaroslav	02-04	LW-62	91	8	14	22	40	23	1	4	5	28
Selected in NHL Entry Draft (Olomouc, Czech), June 27, 1998. Traded to the Dallas Stars for a fourth-round pick in 2005, June 2004.												
Swain, Garry	74-77	C/LW-20	171	22	33	55	70	25	3	5	8	56
Signed as a free agent after release by Pittsburgh Penguins, September 1974. Released, September 1977.												

ALL-TIME ROSTER

	YEARS	POS.-NO.	REGULAR SEASON					PLAYOFFS				
			GP	G	A	TP	PIM	GP	G	A	TP	PIM
-T-												
Tanabe, David	99-03, 06-07, 07-08	D-21/45	329	21	61	82	167	7	2	1	3	12
Selected in NHL Entry Draft (Wisconsin, WCHA) June 26, 1999. Traded to Phoenix along with Igor Knyazev for Danny Markov and a third-round draft pick, June 21, 2003. Signed as a free agent by Carolina, August 29, 2006. Released, July 2007. Signed as a free agent by Carolina, October 6, 2007.												
Tancill, Chris	90-92	RW/C-37	19	1	1	2	6	-	-	-	-	-
Selected in June 1989 NHL Supplemental Draft (Wisconsin, WCHA). Traded to Detroit Red Wings for Daniel Shank, December 1991.												
Tetarenko, Joey	03	RW-33	2	0	0	0	0	-	-	-	-	-
Signed as a free agent, July 2003. Released, June 2004.												
Thomson, Jim	88-89	RW-18	5	0	0	0	14	-	-	-	-	-
Acquired from Washington Capitals in exchange for Scot Kleinendorst, March 1989. Traded to New Jersey Devils for Chris Cichocki, October 1989.												
Tippett, Dave	84-90	LW-15	483	75	120	195	181	33	3	8	11	14
Signed as free agent (Canadian Olympic Team), March 1984. Traded to Washington for Washington's sixth-round choice (Jarrett Reid) in 1992 draft, September 30, 1990.												
Thlusty, Jiri	09-11	C/LW-19	75	7	11	18	20	-	-	-	-	-
Acquired from the Toronto Maple Leafs in exchange for the rights to Philippe Paradis, December 3, 2010.												
Tomlak, Mike	89-94	C/LW-28	141	15	22	37	103	10	0	1	1	4
Signed as a free agent (Univ. of Western Ontario), May 1988. Released, June 1994.												
Troy, James	75-77	RW-25	21	0	0	0	50	2	0	0	0	29
Signed as a free agent (Beauce Jaros, NAHL), February 1976. Sold to Erie Blades (NAHL), January 1977.												
Tselios, Nikos	02	D-48	2	0	0	0	2	-	-	-	-	-
Selected in NHL Entry Draft (Belleville, OHL), June 21, 1997.												
Tuer, Allan	88-90	D-40	6	0	0	0	29	-	-	-	-	-
Signed as a free agent (Minnesota North Stars), July 1989. Released, June 1990.												
Turcotte, Darren	93-95	C-12/89	66	19	29	48	26	-	-	-	-	-
Acquired with James Patrick from New York Rangers for Steve Larmer, Nick Kyreos, Barry Richter and a 1994 sixth-round pick (Yuri Litvinov), November 1993. Traded to Winnipeg Jets for Nelson Emerson, October 6, 1995.												
Turgeon, Sylvain	83-89	LW-16	370	178	150	328	366	25	3	7	10	18
Selected in NHL Entry Draft (Hull, QMJHL), June 1983. Traded to New Jersey Devils for Pat Verbeek, June 1989.												
Tverdovsky, Oleg	05-06	D-70	72	3	20	23	37	5	0	0	0	0
Signed as a free agent by Carolina, August 4, 2005. Traded to the Los Angeles Kings along with the rights to defenseman Jack Johnson in exchange for center Eric Belanger and defenseman Tim Gleason, September 29, 2006.												
-V-												
Vasicek, Josef	00-06, 07	C-63	341	57	78	135	229	37	5	2	7	20
Selected in NHL Entry Draft (Slavia Praha, Czech), June 27, 1998. Traded to Nashville for Scott Walker, July 18, 2006. Acquired from Nashville in exchange for center Eric Belanger, February 9, 2007. Released, July 2007.												
Veisor, Mike	80-83	G-1/31	69	0	1	1	2	-	-	-	-	-
Acquired from Chicago Blackhawks for a second-round 1981 draft pick (Kevin Griffin), June 1980. Traded to Winnipeg Jets for Ed Staniowski, November 1983.												
Vellucci, Mike	87-88	D-35	2	0	0	0	11	0	0	0	0	0
Selected in NHL Entry Draft (Belleville, OHL), June 1984. Released, June 1989.												
Verbeek, Pat	89-95	LW/RW-16	404	185	200	385	1091	20	5	6	11	78
Acquired from New Jersey Devils for Sylvain Turgeon, June 1989. Traded to the New York Rangers for Glen Featherstone, Michael Stewart, the Rangers' first-round draft pick in 1995 (Jean-Sebastien Giguere) and a fourth-round pick in 1996 (Steve Wasylko).												
Volcan, Mickey	80-83	D-32/4	143	7	29	36	128	-	-	-	-	-
Selected in NHL Entry Draft (North Dakota, WCHA), June 1980. Traded to Calgary Flames for Richie Dunn and Joel Quenneville, July 1984.												
Vrbata, Radim	03-05	RW-19	106	19	16	35	32	-	-	-	-	-
Acquired from the Colorado Avalanche in exchange for Bates Battaglia, March 11, 2003. Traded to Chicago for future considerations, December 29, 2005.												
-W-												
Walker, Scott	06-10	RW-24	213	43	60	103	222	18	1	6	7	19
Acquired from Nashville in exchange for Josef Vasicek, July 18, 2006. Traded to Washington in exchange for Washington's 2010 seventh-round pick, March 3, 2010.												
Wallin, Niclas	00-10	D-7	517	18	51	69	391	69	3	5	8	32
Selected in the fourth round of the 2000 NHL Entry Draft, June 2000 (Brynäs IF Gavle, Sweden). Traded to San Jose along with Carolina's 2010 fifth-round pick in exchange for Buffalo's 2010 second-round pick, February 7, 2010.												
Ward, Aaron	01-06/09-10	D-4	336	16	51	67	317	48	3	4	7	40
Acquired from Detroit Red Wings in exchange for a second round pick in the 2002 NHL Entry Draft, July 9, 2001. Signed by the New York Rangers as a free agent, July 3, 2006. Re-acquired from Boston in exchange for Patrick Eaves and a 2010 fourth-round pick, July 24, 2009. Traded to Anaheim in exchange for Justin Pogge and Boston's 2010 fourth-round pick, March 3, 2010.												
Ward, Cam	05-11	G-30	346	0	9	9	14	41	0	1	1	0
Selected in the NHL Entry Draft (Red Deer, WHL), June 22, 2002.												
Warner, Jim	78-80	RW-25	73	6	12	18	30	1	0	0	0	0
Signed as a free agent (Colorado College), June 1978. Released, July 1980.												
Watt, Mike	03	C-29	5	0	0	0	0	-	-	-	-	-
Signed as a free agent, July 31, 2002.												
Webster, Tom	72-78	RW-8	352	220	205	435	241	43	28	26	54	19
Chosen in WHA Player Selection Draft (California Golden Seals, NHL), February 1972. Retired, October 1978.												
Weekes, Kevin	02-04	G-80	119	0	0	0	8	8	0	0	0	0
Acquired from Tampa Bay Lightning in exchange for Shane Willis and Chris Dingman, March 5, 2002. Released June 2004.												
Weeks, Steve	84-88	G-31/35	94	0	1	1	11	4	0	0	0	0
Acquired from New York Rangers for a 1986 third-round pick (Shaun Clouston). September 1984. Traded to Vancouver Canucks for Richard Brodeur, March 1988.												
Weinrich, Eric	92-94	D-4/5	87	8	30	38	78	-	-	-	-	-
Acquired from New Jersey Devils with Sean Burke for Bobby Holik and a second-round 1993 draft pick (Jay Pandolfo), August 1992. Traded with Patrick Poulin to Chicago Blackhawks for Steve Larmer and Bryan Marchment.												

ALL-TIME ROSTER

	YEARS	POS.-NO.	REGULAR SEASON					PLAYOFFS				
			GP	G	A	TP	PIM	GP	G	A	TP	PIM
Weight, Doug	06-06	C-39	23	4	9	13	25	23	3	13	16	20
Acquired from St. Louis along with Erkki Rajamaki for Jesse Boulerice, Magnus Kahnberg, Mike Zigomanis, Carolina's first-round selection in 2006 (later traded to New Jersey, 30th overall - Matthew Corrente), Toronto's fourth-round selection in 2006 (106th overall - Reto Berra) and Chicago's fourth-round selection in 2007, January 30, 2006. Signed by St. Louis as a free agent, July 2, 2006.												
Weir, Wally	84-85	D/LW-23	34	2	3	5	56	-	-	-	-	-
Selected from Quebec Nordiques in NHL Waiver Draft, October 1984. Placed on waivers and claimed by Pittsburgh Penguins, February 1985.												
Wesley, Blake	81-83	D-6	100	9	19	28	169	-	-	-	-	-
Acquired from Philadelphia Flyers with Don Gillen, Rick MacLeish, first-, second- and third-round picks in 1982 NHL Entry Draft (Paul Lawless, Mark Paterson, Kevin Dineen) for Ray Allison, Fred Arthur and the Whalers' first- and third-round picks in the 1982 Draft (Ron Sutter, Miroslav Dvorak), July 1981. Traded to Quebec Nordiques for Pierre Lacroix, December 1982.												
Wesley, Glen	94-08	D-20/2	913	51	176	227	620	59	0	4	4	30
Acquired from Boston for first-round draft picks in the 1995 (Kyle McClaren), 1996 (Jonathan Aitken), and 1997 (Sergei Samsanov) NHL Entry Drafts, August 26, 1994. Traded to Toronto in exchange for a second-round pick in the 2004 NHL Entry Draft, March 9, 2003. Signed as a free agent, July 8, 2003. Retired as a player, June 5, 2008.												
Westlund, Tommy	99-02	RW-16	203	9	13	22	48	25	1	0	1	17
Selected in NHL entry draft (Brynäs Gavle, Sweden), June 27, 1998. Released, June 2003.												
White, Ian	10-11	D-7	39	0	10	10	12	-	-	-	-	-
Acquired from the Calgary Flames along with Brett Sutter in exchange for Anton Babchuk and Tom Kostopoulos, November 17, 2010. Traded to San Jose in exchange for a 2012 second-round draft pick, February 18, 2011.												
Whitmore, Kay	88-92	G-35	75	0	5	5	24	2	0	0	0	0
Selected in NHL Entry Draft (Peterborough, OHL), June 1985. Traded to Vancouver Canucks for Corrie D'Alessio and a 1993 fifth-round pick, October 1992. Pick was later returned in Murray Craven trade.												
Whitney, Ray	05-10	LW-13	372	119	215	334	176	42	12	14	26	18
Signed as a free agent by Carolina, August 6, 2005. Signed as a free agent with Phoenix, July 2010.												
Williams, Dave	87-88	LW-22/25	28	6	0	6	93	-	-	-	-	-
Signed as a free agent after release by Los Angeles Kings, October 1987. Retired, February 1988.												
Williams, Justin	04-09	RW-11	265	81	120	201	217	25	7	11	18	34
Acquired from the Philadelphia Flyers in exchange for Danny Markov, January, 2004. Traded to Los Angeles in exchange for Patrick O'Sullivan and Calgary's 2009 second-round draft pick, March 4, 2009.												
Williams, Tommy	72-74	C-9	139	31	58	89	20	19	6	14	20	12
Signed as a free agent (Boston Braves, AHL), September 1972. Retired after being claimed by Indianapolis Racers in WHA Expansion Draft, May 1974, but signed with the expansion Washington Capitals of the NHL later that summer.												
Willis, Shane	98-02, 06	RW-45/25	141	27	34	61	69	2	0	0	0	0
Selected in NHL Entry Draft (Leithbridge, WHL), June 1997. Traded to Tampa Bay Lightning along with Chris Dingman in exchange for Kevin Weekes, March 5, 2002. Signed as a free agent by Carolina, July 18, 2006. Released, July 2007.												
Wilson, Carey	87-89/90-91	C-33	125	37	46	83	59	6	2	4	6	2
Acquired from Calgary Flames with Neil Sheehy and rights to Lane MacDonald for Shane Churla and Dana Murzyn, January 1988. Traded to New York Rangers with a 1990 fifth-round draft pick (Lubos Rob) for Brian Lawton, Don Maloney and Norm MacIver, December 1988. Acquired from New York Rangers along with a third-round 1991 draft choice (Michael Nylander) for Jody Hull, July 1990. Traded to Calgary Flames for Mark Hunter, March 1991.												
-Y-												
Yake, Terry	88-93	C-38/25	104	24	37	61	60	6	1	1	2	16
Selected in NHL Entry Draft (Brandon, OHL), June 1987. Selected by Mighty Ducks of Anaheim in 1993 Expansion Draft, June 1993.												
Yates, Ross	83-84	C-28	7	1	1	2	4	-	-	-	-	-
Signed as a free agent (Mt. Allison Univs.), March 1981. Released, May 1984.												
Yelle, Stephane	09-10	C-18	59	4	3	7	28	-	-	-	-	-
Signed as a free agent, August 19, 2009. Traded to Colorado along with Harrison Reed in exchange for Cedric LaLonde-McNicoll and Colorado's 2010 sixth-round pick, March 3, 2010.												
Young, Scott	87-90	RW-D/27	197	49	89	138	82	13	5	0	5	8
Selected in NHL Entry Draft (Boston Univs., Hockey East), June 1986. Traded to Pittsburgh Penguins for Rob Brown, December 1990.												
-Z-												
Zalapski, Zarley	90-94	D-3	229	44	121	165	272	7	3	6	7	14
Acquired from Pittsburgh Penguins with John Cullen and Jeff Parker for Ron Francis, Ulf Samuelsson and Grant Jennings, March 1991. Traded with James Patrick and Michael Nylander to Calgary Flames for Gary Suter, Paul Ranheim and Ted Drury, March 1994.												
Zigomanis, Mike	03-06	C-46/18	57	3	4	7	6	-	-	-	-	-
Selected in the NHL Entry Draft (Kingston, OHL), June 23, 2001. Traded to St. Louis along with Jesse Boulerice, Magnus Kahnberg, Carolina's first-round pick in 2006 (later traded to New Jersey, 30th overall - Matthew Corrente), Toronto's fourth-round selection in 2006 (106th overall - Reto Berra) and Chicago's fourth-round selection in 2007, January 30, 2006.												
Zuke, Mike	83-86	C-20	159	10	37	47	60	-	-	-	-	-
Claimed from St. Louis Blues in NHL Waiver Draft, October 1983. Released, November 1985.												

ALL-TIME RECORDS

ALL-TIME GOALTENDING

GOALTENDER	REGULAR SEASON						PLAYOFFS				
	YEARS	GP	MIN	GA	SO	GAA	GP	MIN	GA	SO	GAA
Abrahamsson, Christer	74-77	102	5,739	342	3	3.58	3	90	5	—	3.33
Barrasso, Tom	01-02	34	1908	83	2	2.61	—	—	—	—	—
Berglund, Bill	73-75	5	216	13	0	3.61	—	—	—	—	—
Brodeur, Richard	87-88	6	340	15	0	2.65	4	200	12	0	3.60
Burke, Sean	92-98	281	15,893	819	11	3.09	—	—	—	—	—
Coolley, Gaye	75-76	—	—	—	—	—	1	3 sec.	0	0	0.00
D'Alessio, Corrie	92-93	1	11	0	0	0.00	—	—	—	—	—
DesRochers, Patrick	03	2	122	7	0	3.44	—	—	—	—	—
Fichaud, Eric	99-00	9	490	24	1	2.94	—	—	—	—	—
Fitzpatrick, Mark	99-00	3	107	8	0	4.49	—	—	—	—	—
Fountain, Mike	97-98	3	163	10	0	3.68	—	—	—	—	—
Garrett, John	78-82	163	9,592	655	2	4.10	9	507	40	0	4.73
Gerber, Martin	05-06	60	3,493	162	3	2.78	—	—	—	—	—
Giguere, J.S.	96-97	8	394	24	0	3.65	6	221	13	1	3.53
Gosselin, Mario	92-94	23	1,106	78	0	4.23	—	—	—	—	—
Grahame, John	06-08	45	2,364	125	0	3.17	—	—	—	—	—
Hoganson, Paul	75-76	4	224	16	0	4.29	—	—	—	—	—
Holland, Ken	80-81	1	60	7	0	7.00	—	—	—	—	—
Irbe, Arturs	98-04	309	17,816	739	20	2.49	30	1846	65	1	2.11
Jablonski, Pat	97-98	5	279	14	0	3.01	—	—	—	—	—
Kidd, Trevor	97-99	72	4,043	158	5	2.34	—	—	—	—	—
Landon, Bruce	72-77	122	6,695	386	2	3.46	8	389	21	0	3.24
Legace, Manny	09-10	28	1,472	69	1	2.81	—	—	—	—	—
Leighton, Michael	08-09	29	1,537	82	0	3.20	—	—	—	—	—
Lenarduzzi, Mike	92-94	4	189	10	0	3.17	—	—	—	—	—
Levasseur, Louis	77-78	27	1,655	91	3	3.30	12	719	31	0	2.59
Liut, Mike	85-90	252	14,660	823	13	3.37	17	933	50	1	3.22
McKay, Ross	90-91	1	35	3	0	5.14	—	—	—	—	—
McLean, Kirk	97-98	8	401	22	0	3.29	—	—	—	—	—
Moss, Tyler	00-01	12	557	37	0	3.99	—	—	—	—	—
Millen, Greg	81-85	219	12,963	919	4	4.25	—	—	—	—	—
Muzzatti, Jason	95-97	53	2,604	140	1	3.23	—	—	—	—	—
Nastiuk, Kevin	05-06	—	—	—	—	—	—	—	—	—	—
Ouimet, Ted	73-75	1	20	3	0	9.00	—	—	—	—	—
Peters, Justin	10-11	21	1,136	66	0	3.48	—	—	—	—	—
Pietrangelo, Frank	91-95	54	2,663	182	0	4.10	7	425	19	0	2.68
Raeder, Cap	75-77	28	1,428	77	2	3.24	15	879	38	2	2.59
Reaugh, Daryl	90-91	20	1,010	53	1	3.15	—	—	—	—	—
Reese, Jeff	93-96	37	1,838	96	2	3.13	—	—	—	—	—
Sidorkiewicz, Peter	87-92	178	10,346	575	8	3.33	15	912	55	0	3.62
Smith, Al	72-75/77-80	290	17,143	941	12	3.29	37	2067	134	1	3.89
Staniowski, Ed	83-85	19	1,060	75	0	4.25	—	—	—	—	—
Storr, Jamie	03-04	14	660	32	0	2.91	—	—	—	—	—
Tracy, Tripp	97-98	—	—	—	—	—	—	—	—	—	—
Veisor, Mike	80-84	69	3,809	309	2	4.87	—	—	—	—	—
Ward, Cam	05-11	346	19,733	901	16	2.74	41	2,421	96	4	2.38
Weekes, Kevin	02-04	119	6,849	275	11	2.41	8	408	11	2	1.62
Weeks, Steve	84-88	94	5,284	324	4	3.68	4	205	9	0	2.64
Whitmore, Kay	88-92	75	4,039	243	3	3.61	3	154	11	0	4.29

ALL-TIME COACHING RECORDS

COACH	GAMES	W	L	T/OT	OTL	PTS	PCT	DATES
Peter Laviolette	323	167	122	30	4	368	.570	12/15/03 to 12/03/08
Paul Maurice	895	376	378	125	16	893	.499	11/06/95 to 12/15/03 12/03/08 to present
Rick Ley	160	69	71	20	—	158	.494	10/12/89 to 5/29/91
Jack Evans	374	163	174	37	—	363	.485	9/17/83 to 2/06/88
Don Blackburn	140	42	63	35	—	119	.425	10/11/79 to 2/20/81
Larry Pleau	224	81	117	26	—	188	.420	2/20/81 to 6/02/82 1/24/83 to 3/07/83 2/07/88 to 5/16/89
Jim Roberts	80	26	41	13	—	65	.406	9/07/91 to 6/15/92
Paul Holmgren	161	54	93	14	—	122	.379	6/15/92 to 11/16/93 1/21/95 to 11/06/95
Pierre McGuire	67	23	37	7	—	53	.368	11/16/93 to 5/19/94
Larry Kish	49	12	32	5	—	29	.296	6/02/82 to 1/24/83
John Cunniff	13	3	9	1	—	7	.269	3/07/83 to 4/03/83
TOTALS	2,486	1,016	1,137	313	20	2,365	.476	

ALL-STAR GAME APPEARANCES

PLAYER	YEAR	POS.	GP	G	A	PTS	PLAYER	YEAR	POS.	GP	G	A	PTS
Gordie Howe ✱	1980	RW	1	0	1	1	Geoff Sanderson	1994	LW	1	0	1	1
Mark Howe	1981	D	1	0	0	0	Brendan Shanahan	1996	LW	1	1	0	1
Mike Rogers	1981	C	1	0	0	0	Geoff Sanderson	1997	LW	1	1	0	1
Blaine Stoughton	1982	RW	1	0	0	0	Arturs Irbe	1999	G	1	0	1	1
Ron Francis ✧	1983	C	1	0	0	0	Keith Primeau	1999	C	1	0	0	0
Mark Johnson	1984	C	1	0	3	3	Sami Kapanen	2000	LW	1	0	0	0
Ron Francis ✧	1985	C	1	1	0	1	Sandis Ozolinsh	2001	D	1	0	1	1
Sylvain Turgeon	1986	LW	1	0	1	1	Sami Kapanen	2002	LW	1	1	1	2
Ulf Samuelsson ✧	1987	D	2	0	0	0	Jeff O'Neill	2003	RW	1	0	0	0
Kevin Dineen ✧	1987	RW	2	1	0	1	Eric Staal	2007	C	1	1	0	0
Kevin Dineen	1988	RW	1	0	2	2	Justin Williams	2007	RW	1	1	1	0
Kevin Dineen	1989	RW	1	0	0	0	Eric Staal ○	2008	C	1	2	1	3
Ron Francis ✧	1990	C	1	0	2	2	Eric Staal	2009	C	1	1	0	1
Pat Verbeek	1991	LW	1	0	1	1	Jeff Skinner □	2011	C/RW	1	0	1	1
John Cullen	1992	C	1	0	0	0	Eric Staal ✱	2011	C	1	2	0	2
Zarley Zalapski	1993	D	1	0	0	0	Cam Ward	2011	G	1	0	0	0

✧ Represented the NHL in a two-game series vs. Soviet National Team at Rendez-Vous '87.

✧ Francis was named to the 1986 Wales Conference All-Star Team but did not play due to injury.

✱ Gordie Howe played in an NHL record 23 All-Star Games, the previous 22 while he was with Detroit.

○ Eric Staal was named All-Star Game MVP as the Eastern Conf. beat the Western Conf. 8-7.

□ Became the youngest player to play in an NHL All-Star Game (18 years, 259 days).

✱ Served as captain of Team Staal.

OLYMPIANS

PLAYER	REPRESENTED	YEAR(S)	FINISH	PLAYER	REPRESENTED	YEAR(S)	FINISH
Tim Gleason	U.S.A.	2010	SILVER	Lane MacDonald	U.S.A.	1988	7th
Joni Pitkanen	Finland	2010	BRONZE	Gord Sherven*	Canada	1984, 1988	4th, 4th
Tuomo Ruutu	Finland	2010	BRONZE	James Patrick	Canada	1984	7th
Frantisek Kaberle	Czech Republic	2006	BRONZE	David A. Jensen	U.S.A.	1984	7th
Martin Gerber	Switzerland	2006	6th	Mark Fusco	U.S.A.	1984	7th
Eric Staal	Canada	2006, 2010	7th, GOLD	Kevin Dineen	Canada	1984	4th
Erik Cole	U.S.A.	2006	8th	Carey Wilson	Canada	1984	4th
Matt Cullen	U.S.A.	2006	8th	Dave Tippett	Canada	1984	4th
Bret Hedican	U.S.A.	2006	8th	Rob McClanahan	U.S.A.	1980	GOLD
Peter Laviolette (head coach)	U.S.A.	2006	8th	Mark Johnson	U.S.A.	1980	GOLD
Doug Weight	U.S.A.	2006	8th	Danny Bolduc	U.S.A.	1976	4th
Sami Kapanen	Finland	1994, 1998, 2002	3rd, 3rd, 5th	Steve Alley	U.S.A.	1976	4th
Tom Barrasso	U.S.A.	2002	SILVER	Paul Hurley	U.S.A.	1968, 1972	6th, SILVER
Keith Primeau	Canada	1998	4th	Mark Howe	U.S.A.	1972	SILVER
Ted Drury	U.S.A.	1994	8th	Tim Sheehy	U.S.A.	1972	SILVER
Ted Crowley	U.S.A.	1994	8th	Kevin Ahearn	U.S.A.	1972	SILVER
Manny Legace	Canada	1994	SILVER	Christer Abrahamsson	Sweden	1972	4th
Andrei Nikolishin	Russia	1994	4th	Tommy Abrahamsson	Sweden	1972	4th
Robert Petrovicky	Slovakia	1994	6th	Larry Pleau	U.S.A.	1968	6th
Sean Burke	Canada	1988, 1992	4th, SILVER	John Cunniff	U.S.A.	1968	6th
Eric Weinrich	U.S.A.	1988	7th	Tommy Williams	U.S.A.	1960	GOLD
Zarley Zalapski	Canada	1988	4th				
Scott Young	U.S.A.	1988	7th				

*Injured prior to 1984 Olympic games and did not play.

MILESTONE NHL WINS

WIN	SCORE	OPPONENT	DATE	WINNING GOAL	GOALIE
1st	6-4	Los Angeles*	10/19/79	Mark Howe	John Garrett
25th	4-1	Colorado*	3/15/80	Greg Carroll	Al Smith
50th	4-2	Minnesota*	11/7/81	Jordy Douglas	John Garrett
75th	5-2	NY Rangers*	12/4/82	Blaine Stoughton	Greg Millen
100th	6-3	Buffalo	12/21/83	Ron Francis	Ed Staniowski
150th	11-6	Montreal*	10/19/85	Ron Francis	Mike Liut
200th	6-2	St. Louis*	12/10/86	Stewart Gavin	Steve Weeks
300th	4-0	St. Louis*	3/25/89	Ron Francis	Peter Sidorkiewicz
400th	5-2	St. Louis*	11/18/92	Pat Verbeek	Sean Burke
500th	1-0	New Jersey	4/4/97	Nelson Emerson	Jason Muzzatti
600th	6-1	NY Islanders	4/10/99	Sami Kapanen	Trevor Kidd
700th	6-2	Boston	2/28/02	Kevyn Adams	Arturs Irbe
800th	4-3	Boston*	3/1/06	Aaron Ward	Cam Ward
900th	4-3	NY Islanders	10/25/08	Chad LaRose	Cam Ward
1,000th	6-4	Toronto*	1/24/11	Jeff Skinner	Cam Ward

*Indicates home game

NHL AWARD WINNERS

PLAYER	SEASON	AWARD	FOR
Doug Jarvis	1986-87	Masterton Trophy	Perseverance/dedication to hockey
Peter Karmanos	1998	Lester Patrick Trophy	Service to hockey in the U.S.
Ron Francis	2001-02	Lady Byng Trophy	High level of play + sportsmanship
Ron Francis	2001-02	King Clancy Trophy	Leadership + community efforts
Ron Francis	2001-02	NHL Foundation Award	Community efforts
Cam Ward	2005-06	Conn Smythe Trophy	Most valuable player (playoffs)
Rod Brind'Amour	2005-06	Selke Trophy	Best defensive forward
Rod Brind'Amour	2006-07	Selke Trophy	Best defensive forward
Jeff Skinner	2010-11	Calder Trophy	Rookie of the year

NHL DRAFT HISTORY

1979 ENTRY DRAFT (6 ROUNDS)

General Manager: Jack Kelley | Player Personnel Director: Bill Dineen

ROUND/OVERALL/PLAYER	POS	TEAM
1 18 Allison, Ray	RW	Brandon (WHL)
2 39 Smith, Stuart	D	Peterborough (OHL)
3 60 Nachbaur, Don	LW	Billings (WHL)
4 81 Neufeld, Ray	RW	Edmonton (WHL)
5 102 Renaud, Mark	D	Niagara (OHL)
6 123 McDonald, Dave	LW	Brandon (WHL)

1980 ENTRY DRAFT (10 ROUNDS)

General Manager: Jack Kelley | Player Personnel Director: Bill Dineen

ROUND/OVERALL/PLAYER	POS	TEAM
1 8 Arthur, Fred	D	Cornwall (QMJHL)
2 29 Galarneau, Michel	C	Hull (QMJHL)
3 50 Volcan, Mickey	D	North Dakota (WCHA)
4 71 McClelland, Kevin	RW	Niagara (OHL)
5 92 Jensen, Darren	G	North Dakota (WCHA)
6 113 Cerri, Mario	C	Ottawa (OHL)
7 134 Martin, Mike	D	Sudbury (OHL)
8 155 Denat, Brent	LW	Michigan Tech (WCHA)
9 176 Fricker, Paul	G	Michigan (WCHA)
10 197 Bokshowan, Lorne	C	Saskatoon (WHL)

1981 ENTRY DRAFT (10 ROUNDS)

General Manager: Larry Pleau | Player Personnel Director: Bill Dineen

ROUND/OVERALL/PLAYER	POS	TEAM
1 4 Francis, Ron	C	Sault Ste. Marie (OHL)
2 25		Traded to CHI (Kevin Griffen) in Mike Veisor trade.
3 46		Traded to MTL (Dieter Hegen) in Rick Meagher trade.
3* 61 McDermid, Paul	C	Windsor (OHL)
		Acquired pick from MTL in Rick Meagher trade.
4 67 Hoffman, Mike	LW	Brantford (OHL)
5 88		Traded to MTL (Steve Rooney) in Rick Meagher trade.
5* 93 Maguire, Bill	D	Niagara (OHL)
		Acquired pick from NYR in Nick Fotiu trade.
6 109		Traded to PIT (Paul Edwards) in Gilles Lupien trade.
7 130 Mokokas, John	D	Victoria (WHL)
8 151 Dore, Dennis	RW	Chicoutimi (QMJHL)
9 172 Poeschl, Jeff	G	N. Michigan (CCHA)
10 193 Power, Larry	C	Kitchener 'B' (OPJHL)

1982 ENTRY DRAFT (12 ROUNDS)

General Manager: Larry Pleau | Player Personnel Director: Bill Dineen

ROUND/OVERALL/PLAYER	POS	TEAM
1 4		Traded to PHI (Ron Sutter) in Rick MacLeish trade.
1* 14 Lawless, Paul	LW	Windsor (OHL)
		Pick acquired from PHI in Rick MacLeish trade.
2 25		Traded to PHI in Norm Barnes trade.
		Later transferred to TOR (Peter Ihnacek).
2* 35 Paterson, Mark	D	Ottawa (OHL)
		Pick acquired from PHI in Rick MacLeish trade.
3 46		Traded to PHI (Miroslav Dvorak) in Rick MacLeish trade.
3* 56 Dineen, Kevin	RW	Denver (WCHA)
		Pick acquired from PHI in Rick MacLeish trade.
4 67 Samuelsson, Ulf	D	Leksands (Sweden)
5 88 Ferraro, Ray	C	Penticton 'B' (BCJHL)
6 109 Gilhen, Randy	LW	Winnipeg (WHL)
7 130 Johansson, Jim	C	Rochester May H.S.
8 151 Krampotich, Mickey	C	Hibbing H.S.
9 172 Skilliter, Kevin	D	Cornwall (OHL)
10 193		Traded to NYR (Simo Saarinen) in Chris Kotsopoulos trade.
11 214 Linse, Martin	C	Djurgardens (Sweden)
12 234 Cameron, Randy	D	Winnipeg (WHL)

1983 ENTRY DRAFT (12 ROUNDS)

General Manager: Emile Francis | Player Personnel Director: Steve Brklacich

ROUND/OVERALL/PLAYER	POS	TEAM
1 2 Turgeon, Sylvain	LW	Hull (QMJHL)
1* 20 Jensen, David A.	C	Lawrence Academy
		Pick acquired from PHI in Mark Howe trade.
2 23 Siren, Ville	D	Ilves (Finland)
3 44		Traded to PHI in Mark Howe trade.
3* 62 Karlsson, Leif	D	Mora (Sweden)
		Pick acquired from EDM
4 65 MacLean, Dave	RW	Belleville (OHL)
4* 72 Chykowski, Ron	C	St. Albert (AJHL)
		Pick acquired from QUE in John Garrett trade.
5 86		Traded to NYI (Bob Caulfield) in Gary Howatt trade.
6 107 Johnson, Brian	D	Silver Bay H.S.
7 128 Reekie, Joe	D	North Bay (OHL)
8* 148 DuPerron, Chris	D	Chicoutimi (QMJHL)
8 149 Falle, James	G	Clarkson (ECAC)
		Pick acquired from PIT in Rick MacLeish trade.
9 170 Fordy, Bill	LW	Guelph (OHL)
10 191		Traded to TOR (Greg Rolston) in Paul Marshall trade.
10* 201 Karlsson, Reine	LW	Sodertalje (Sweden)
		Pick acquired from NYR in Rob McClanahan trade.
11 212 Acton, Allan	LW	Saskatoon (WHL)
12 233 Kaminski, Darcy	D	Lethbridge (WHL)

1984 ENTRY DRAFT (12 ROUNDS)

General Manager: Emile Francis | Player Personnel Director: Steve Brklacich

ROUND/OVERALL/PLAYER	POS	TEAM
1 5		Traded to MTL (Peter Svoboda) in Pierre Larouche trade.
1* 11 Cote, Sylvain	D	Quebec (QMJHL)
		Pick acquired from MTL in Pierre Larouche trade.
2 26		Traded to MTL in Pierre Larouche trade. Later transferred to STL (Brian Benning).
3 47		Traded to PHI (John Stevens).
4 68		Traded to WIN (Chris Mills) in Norm Dupont trade.
5 89		Traded to MIN (Jiri Poner) in Mark Johnson trade.
6 110 Millar, Mike	RW	Brantford (OHL)
7 131 Vellucci, Mike	D	Belleville (OHL)
8 152		Traded to DET (Lars Karlsson) in Brad Shaw trade.
9 173 Devereaux, John	C	Scituate H.S.
10 193 Regan, Brent	RW	St. Albert Jr. Saints (AJHL)
11 214 Culhane, Jim	D	W Michigan (CCHA)
12 234 Abric, Peter	G	North Bay (OHL)

1985 ENTRY DRAFT (12 ROUNDS)

General Manager: Emile Francis | Player Personnel Director: Steve Brklacich

ROUND/OVERALL/PLAYER	POS	TEAM
1 5 Murzyn, Dana	D	Calgary (WHL)
2 26 Whitmore, Kay	G	Peterborough (OHL)
3 47		Traded to MTL (Rocky Dundas) in Pierre Larouche trade.
3 58		Acquired pick from MTL in Pierre Larouche trade.
		Traded to PIT (Bruce Racine) in Greg Malone trade.
4 68 Callahan, Gary	C	Belleville (OHL)
5 89		Traded to NYI (Tommy Hedlund) in Steve Stoyanovich trade.
6 110 Churla, Shane	RW	Medicine Hat (WHL)
7 131 Brant, Chris	LW	Sault Ste. Marie (OHL)
8 152 Puhalsky, Brian	LW	Notre Dame H.S.
9 173 Dornbach, Greg	C	Miami (OH) (CCHA)
10 194 Tory, Paul	C	Univs. III-Chicago(CCHA)
11 215 Palvloski, Jerry	D	Harvard (ECAC)
12 236 Hill, Bruce	LW	Denver (WCHA)

1986 ENTRY DRAFT (12 ROUNDS)

General Manager: Emile Francis | Player Personnel Director: Steve Brklacich

ROUND/OVERALL/PLAYER	POS	TEAM
1 11 Young, Scott	RW	Boston Univs. (Hockey East)
2 32 Laforge, Marc	D	Kingston (OHL)
3 53		Traded to NYR (Shawn Clouston) in Steve Weeks trade.
4 74 Chapman, Brian	D	Belleville (OHL)
5 95 Horn, Bill	G	W. Michigan (CCHA)
6 116 Quinn, Joe	RW	Calgary (WHL)
7 137 Torrel, Steve	C	Hibbing H.S.
8 158 Hoover, Ron	C	W. Michigan (CCHA)
9 179 Glasgow, Robert	RW	Sherwood Park H.S.
10 200 Evoy, Sean	G	Cornwall (OHL)
11 221 Brown, Cal	D	Penticton H.S.
12 242 Verbeek, Brian	C	Kingston (OHL)

1987 ENTRY DRAFT (12 ROUNDS)

General Manager: Emile Francis | Player Personnel Director: Steve Brklacich

ROUND/OVERALL/PLAYER	POS	TEAM
1 18 Hull, Jody	RW	Peterborough (OHL)
2 39 Burt, Adam	D	North Bay (OHL)
3 60		Traded to CHI (Mike Dagenais) in Bill Gardner trade.
4 81 Yake, Terry	C	Brandon (WHL)
5 102		Rousseau, Marc D Denver (WCHA)
6 123		St. Cyr, Jeff D Michigan Tech (WCHA)
7 144		Wolf, Greg D Buffalo Regal Midget
8 165		Moore, John C Yale University (ECAC)
9 186		Day, Joe LW St. Lawrence (ECAC)
10 207		Traded to STL (Andy Cesarski) in Pat Hughes trade.
11 228		Sullivan, Kevin RW Princeton (ECAC)
12 249		Laurin, Steve G Dartmouth (ECAC)

1988 ENTRY DRAFT (12 ROUNDS)

General Manager: Emile Francis | Player Personnel Director: Steve Brklacich

ROUND/OVERALL/PLAYER	POS	TEAM
1 11 Govedaris, Chris	LW	Toronto (OHL)
2 32		Richter, Barry D Culver Academy
3 53		Traded to EDM (Trevor Sim) in Dave Semenko trade.
4 74		Dyer, Dean C Lake Superior (CCHA)
5 95		Morrow, Scott LW Norwood Prep
6 116		Beaulieu, Corey D Seattle (WHL)
7 137		Russell, Kerry RW Michigan State (CCHA)
8 158		Burke, Jim D U. Maine (Hockey East)
9 179		Hirth, Mark C Michigan State (CCHA)
10 200		Bucsis, Wayde RW Prince Albert
11 221		White, Bob D St. Lawrence (ECAC)
12 242		Slatalla, Dan LW Deerfield Academy

1989 ENTRY DRAFT (12 ROUNDS)

General Manager: Ed Johnston | Player Personnel Director: Ken Schinkel

ROUND/OVERALL/PLAYER	POS	TEAM
1 10 Holik, Robert	C	Jihlava (Czech)
2 31		Traded to STL (Rick Corriveau) in Charles Bourgeois trade.
3 52		Atcheynum, Blair RW Moose Jaw (WHL)
4 73 McKenzie, Jim	LW	Victoria (WHL)
5 94		Black, James C Portland (WHL)
6 115		Bechard, Jerome LW Moose Jaw (WHL)
7 136		Daniels, Scott LW Regina (OHL)
8 157		Saumirer, Ray RW Trois-Rivieres (QMJHL)
9 178		Picard, Michel LW Trois-Rivieres (QMJHL)
10 199		Buchanan, Trevor LW Kamloops (WHL)
11 220		Battice, John D London (OHL)
12 241		Kasowski, Peter C Swift Current (WHL)

1990 ENTRY DRAFT (12 ROUNDS)

General Manager: Ed Johnston | Player Personnel Director: Ken Schinkel

ROUND/OVERALL/PLAYER	POS	TEAM
1 15 Greig, Mark	RW	Lethbridge (WHL)
2 36 Sanderson, Geoff	LW	Swift Current (WHL)
3 57 Lenarduzzi, Mike	G	Sault Ste. Marie (OHL)
4 78		Bright, Chris C Moose Jaw (OHL)
5 99		Traded to NYR (Lubos Rob) in Brian Lawton trade.
6 120		Keenan, Cory D Kitchener (OHL)
7 141		Baca, Jergus D Kosice (Czech)
8 162		D'Orsonnens, Martin D Clarkson (ECAC)
9 183		Osmak, Corey C Nippiwan Tier II
10 204		Knutsen, Espen C Valerengen (Norway)
11 225		Erikson, Tommie D Prince Albert (WHL)
12 246		Chalifoux, Denis C Laval (QMJHL)

1991 ENTRY DRAFT (12 ROUNDS)

General Manager: Ed Johnston | Player Personnel Director: Ken Schinkel

ROUND/OVERALL/PLAYER	POS	TEAM
1 9 Poulin, Patrick	LW	St. Hyac in the (QMJHL)
2 31		Hamlik, Martin D TJ Zin (Czech)
3 53		Hall, Todd D Hamden H.S.
3* 59		Nylander, Michael C Aik Solna (Sweden)
		Pick acquired from NYR in Carey Wilson trade.
4 75		Storm, Jim LW Michigan Tech (WCHA)
5 97		Traded to MIN (Mike Kennedy) at draft for future considerations.
		MIN later sent Jukka Suomalainen.
6 119		Harding, Mike RW Northern Mich. (CCHA)
7 141		Mueller, Brian D Clarkson (ECAC)
8 163		Yule, Steve D Kamloops (WHL)
9 185		Belanger, Chris D Western Mich. (CCHA)
10 207		Currie, Jason G Clarkson (ECAC)
11 229		Santonelli, Mike C Matignon H.S.
12 251		Peters, Rob

1992 ENTRY DRAFT (11 ROUNDS)

General Manager: Brian Burke | Player Personnel Director: Kevin Maxwell

ROUND/OVERALL/PLAYER	POS	TEAM
1 9 Petrovicky, Robert	C	Dukla Trencin (Czech)
2 33		Traded to MTL (Valeri Bure) in Andrew Cassels trade.
2* 47		Nikolishin, Andrei LW Dynamo Moscow
		Pick acquired from WSH in Sylvain Cote trade.
3 57		Vopat, Jan D Litvinov
4* 79		Smyth, Kevin LW Moose Jaw (WHL)
		Pick acquired from PHI for Kevin Dineen trade.
4 81		McBain, Jason D Portland (WHL)
5 105		Traded to NYI (Ryan Duthie) in Marc Bergevin trade.
6 129		Traded to CGY (Joel Bouchard) in Paul Fenton trade.
6* 143		Reid, Jarret C Sault Ste. Marie (OHL)
		Pick acquired from WSH in Dave Tippett trade.
7 153		Belanger, Ken LW Ottawa (OHL)
8 177		Korotkov, Konstatin C Spartak
9 201		Zwakman, Greg D Edina
10 225		Halko, Steve D Thornhill Jr. A
11 249		Esbjors, Joacim D Vastra Frolunda

1993 ENTRY DRAFT (11 ROUNDS)

General Manager: Brian Burke | Player Personnel Director: Kevin Maxwell

ROUND/OVERALL/PLAYER	POS	TEAM
1* 2		Pronger, Chris D Peterborough (OHL)
		Pick acquired from SJ for a first, second, and third picks in 1993 Draft and future considerations (Sergei Makarov).
1 6		Traded to SJ (Victor Kozlov) in Chris Pronger trade.
2 32		Traded to NJ (Jay Pandolfo) in Sean Burke trade.
2* 45		Pick acquired from TOR in John Cullen trade. Traded to SJ (Vlastimil Kroupa) in Chris Pronger trade.
3 58		Traded to SJ (Ville Peltonen) in Chris Pronger trade.
3* 72		Malik, Marek D Vitkovice
		Pick acquired from VAN in Murray Craven trade.
4 84		Roenick, Trevor RW Boston Jr. Bruins
5 110		Traded to VAN (Scott Walker) in Murry Craven trade.
5* 115		Pratt, Nolan D Portland (WHL)
		Pick acquired from VAN in Kay Whitmore trade.
6 136		Traded to MIN (Rick Mrozik) in Allen Pedersen trade.
7 162		Traded to NYR (Sergei Kondrashkin) in Tim Kerr trade.
8 188		Legace, Manny G Niagara (OHL)
9 214		Gorenko, Dimitri LW CSKA
10 240		Swinson, Wes D Kitchener (OHL)
11 266		Chibiryev, Igor LW Fort Wayne (IHL)

NHL DRAFT HISTORY

1994 ENTRY DRAFT (11 ROUNDS)

General Manager: Jim Rutherford | Player Personnel Director: Bruce Haralson

ROUND/OVERALL/PLAYER	POS	TEAM
1 5 O'Neill, Jeff	C	Guelph (OHL)
2 31		Traded to FLA (Jason Podollan) in Chris Pronger trade.
3 57		Traded to PIT (Sven Butenschon) in Frank Pietrerangelo trade.
4 83 Domenichelli, Hnat	LW	Kamloops (WHL)
5 109	D	Guelph (OHL)
6 135		Traded to NYR (Yuri Litvinov) in Darren Turcotte trade.
7 161		Traded to PIT (Serge Aubin) in Frank Pietrerangelo trade.
8 187	C	St. Joseph H.S.
9 213	D	Harvard (ECAC)
9* 230	RW	Detroit (OHL)
		Pick acquired from TOR in Ken Belanger trade.
10 239	G	Westminster
11 265	LW	Niagra (OHL)

1995 ENTRY DRAFT (9 ROUNDS)

General Manager: Jim Rutherford | Player Personnel Director: Sheldon Ferguson

ROUND/OVERALL/PLAYER	POS	TEAM
1 9		Traded to BOS (Kyle McLaren) in Glen Wesley trade.
1* 13 Giguere, J.S.	G	Halifax (QMJHL)
		Pick acquired from NYR in Pat Verbeek trade.
2 35	D	Dynamo Moscow
3 61		Traded to CHI in Jocelyn Lemieux trade. Pick transferred to VAN (Larry Courville).
4* 85	C	Oshawa (OHL)
		Pick acquired from LA in Jan Vopat trade.
4 87 Kapanen, Sami	LW	HIFK Helsinki
5 113	D	Spokane (WHL)
6 139		Traded to TOR (Doug Bonner) in Ted Crowley trade.
7 165 Ritchie, Byron	LW	Lethbridge (WHL)
8 191	RW	Detroit (OHL)
9 217 Rucinski, Mike	D	Detroit (OHL)

1996 ENTRY DRAFT (9 ROUNDS)

General Manager: Jim Rutherford | Player Personnel Director: Sheldon Ferguson

ROUND/OVERALL/PLAYER	POS	TEAM
1 8		Traded to BOS (Johnathan Aitken) in Glen Wesley trade.
2 34	LW	Medicine Hat (WHL)
3 61	LW	CSKA Moscow
4 88 MacDonald, Craig	C	Harvard (ECAC)
4* 104	C	Detroit (OHL)
		Pick acquired from NYR in Pat Verbeek trade.
5 116	D	Kitcheener (OHL)
6 143	G	Tri-City (WHL)
7 171 Kuznik, Greg	D	Seattle (WHL)
8 197	LW	Calgary (WHL)
9 223 Adams, Craig	RW	Harvard (ECAC)
9* 231	LW	Rakhmatullin, Ashkat
		Pick acquired from TB in Jeff Reese trade.

1997 ENTRY DRAFT (9 ROUNDS)

General Manager: Jim Rutherford | Player Personnel Director: Sheldon Ferguson

ROUND/OVERALL/PLAYER	POS	TEAM
1 8		Traded to BOS (Sergei Samsonov) in Glen Wesley trade.
1* 22 Tselios, Nikos	D	Belleville (OHL)
		Pick acquired from DET in Brendan Shanahan trade.
1* 23		Pick acquired from PHI in Paul Coffey trade. Traded to SJ (Scott Hannan) for 1997 second round pick (Brad DeFauw) and 1998 third round pick.
2* 28 Defauw, Brad	LW	North Dakota (WCHCA)
		Pick acquired from SJ in draft day position swap at 1997 NHL Draft.
2* 51		Pick acquired from NJ in Jocelyn Lemieux trade. Traded to CGY in Steve Chiasson trade.
2 34		Pick traded to VAN (Ryan Bonni) in Jeff Brown trade.
3 62		Traded to PHI (Kris Mallette) in Paul Coffey trade.
3* 80	D	Val D'Or (QMJHL)
		Pick acquired from CGY in Hnat Domenichelli trade. CGY had acquired the pick from COL.
4 88 Willis, Shane	RW	Lethbridge (WHL)
5 115		Traded to NYI (Adam Edinger) in Derek King trade.
6 142	D	Owen Sound (OHL)
7 169	C	Michigan (WCHA)
		Pick traded to PHI in Kevin Dineen trade. Pick reacquired from PHI in Paul Coffey trade.
8* 195 Nordgren, Niklas	LW	Modo Ornskoldsvik
		NHL Compensatory pick for Scott Daniels signing by PHI.
8 199	D	Detroit (OHL)
9 225	C	Guelph (OHL)

1998 ENTRY DRAFT (9 ROUNDS)

General Manager: Jim Rutherford | Player Personnel Director: Sheldon Ferguson

ROUND/OVERALL/PLAYER	POS	TEAM
1 11 Jeff Heerema	RW	Sarnia (OHL)
2 39		Traded to New Jersey (later traded to Dallas-Stars selected John Erskine) in Jeff Brown trade.
3 70	D	Plymouth (OHL)
		Pick acquired from San Jose in draft pick trade of 1997
3* 62		Pick acquired from Vancouver in Jeff Brown trade.
		Pick traded to Calgary in Steve Chiasson trade (Paul Manning).
3* 71 Erik Cole	LW	Clarkson (ECAC)
4* 91 Josef Vasicek	C	Slavia Praha Jr (Czech.)
		Pick acquired from Anaheim in Mark Janssens trade.
4* 93 Tommy Westlund	RW	Sweden
		Pick acquired from the New York Rangers in Jason Muzzatti trade.
4 97	G	Guelph (OHL)
5 126		Traded to Chicago (later traded to Toronto-Leafs select Morgan Warren) in Enrico Ciccone trade.
6 157		Traded to St. Louis (Brad Voth) in Steve Leach trade.
7 184	C	Clarkson (ECAC)
8* 208 Jaroslav Svoboda	RW	Czech.
		Pick acquired from Toronto in Kelly Chase trade.
8 211	C	Michigan (CCHA)
9 239	C	Red Deer (WHL)

1999 ENTRY DRAFT (9 ROUNDS)

General Manager: Jim Rutherford | Player Personnel Director: Sheldon Ferguson

ROUND/OVERALL/PLAYER	POS	TEAM
1 16 David Tanabe	D	Wisconsin (WCHA)
2 49 Bret Lysak	C	Regina (WHL)
3 84 Brad Fast	D	Prince George (BCJHL)
4 113	LW	Bowling Green (CCHA)
4* 121		Pick acquired from Toronto in Jeff Brown trade. Pick traded to Nashville in Eric Fichaud trade (Yevgeny Pavlov).
5 142		Pick traded to Colorado in Randy Petruk trade. Colorado selected William Magnuson.
6 174 Damian Surma	LW	Plymouth (OHL)
7 202	D	Oshawa (OHL)
8 231	RW	Clarkson (ECAC)
8 237	G	Finland
		Pick acquired from Philadelphia in Francis Lessard trade.
9 259	C	Belarus

2000 ENTRY DRAFT (9 ROUNDS)

General Manager: Jim Rutherford | Player Personnel Director: Sheldon Ferguson

ROUND/OVERALL/PLAYER	POS	TEAM
1 14		Pick traded to Colorado in Sandis Ozolinsh trade (Vaclav Nedorost).
2* 32 Tomas Kurka	LW	Plymouth (OHL)
		Pick acquired from Colorado in Sandis Ozolinsh trade
2 47		Pick traded to Colorado in Sandis Ozolinsh trade (Jared Aulin).
2* 63		Pick acquired from Philadelphia in Rod Brind'Amour trade. Pick traded to Colorado in Sandis Ozolinsh trade (Argis Saviels).
3 80 Ryan Bayda	LW	North Dakota (WCHA)
4* 90 Niclas Wallin	D	Brynas Gavle (Sweden)
		Pick acquired from Atlanta in draft day trade.
4* 108		Pick acquired from Anaheim in Dave Karpa trade. Pick traded to Atlanta in draft day trade (Blake Robson).
4 110	D	Plymouth (OHL)
5* 147		Pick acquired as compensation for Ray Sheppard. Pick traded to Atlanta in draft day trade (Matt McRae).
5* 148		Pick traded to Philadelphia in Rod Brind'Amour trade. Pick later traded to NY Islanders in Gino Odjick trade. (Kristofer Ottoson).
6 181	D	US National U-18.
7 212	F	Frolunda (Sweden)
8* 235	G	Compuware (NAHL)
		Compensatory pick for Kevin Dineen.
8 244		Pick traded to Atlanta in draft day trade (Eric Bowen).
9 276	C	Michigan State (CCHA)

2001 ENTRY DRAFT (9 ROUNDS)

General Manager: Jim Rutherford | Player Personnel Director: Sheldon Ferguson

ROUND/OVERALL/PLAYER	POS	TEAM
1 15 Igor Knyazev	D	Spartak (Russia)
2 46 Michael Zigomanis	C	Kingston (OHL)
3* 79		Pick traded to the Minnesota Wild in the Scott Pellerin trade. Pick later traded to the NY Rangers (Garth Murray).
3* 91 Kevin Estrada	F	Chilliwack (BCJHL)
		Compensatory pick for Gary Roberts.
4* 110 Rob Zepp	G	Plymouth (OHL)
		Pick acquired from Philadelphia for a third-round pick in 2002.
4* 113		Pick traded to NY Rangers in Rob DiMaio, Darren Langdon trade (Bryce Lampman).
5* 149		Pick traded to Colorado in Chris Dingman trade (Mikko Viitanen).
6 181 Daniel Boisclair	G	Cape Breton (QMJHL)
7 211 Sean Curry	D	Tri-City (WHL)
8 244 Carter Trevisani	D	Ottawa (OHL)
9 274 Peter Reynolds	D	North Bay (OHL)

2002 ENTRY DRAFT (9 ROUNDS)

General Manager: Jim Rutherford | Player Personnel Director: Sheldon Ferguson

ROUND/OVERALL/PLAYER	POS	TEAM
1 25 Cam Ward	G	Red Deer (WHL)
2 58		Pick traded to Detroit in Aaron Ward trade (Jiri Hudler).
3* 91 Jesse Lane	D	Hull (QMJHL)
		Pick traded to Philadelphia for a fourth-round pick in 2001 (Rob Zepp). Re-acquired by Carolina for a sixth-round pick in 2002 and a third-round pick in 2003.
4* 124		Pick traded to St. Louis in the Sean Hill deal. Later traded to Atlanta (Lane Manson).
5* 155		Pick acquired as compensation for Scott Pellerin. Pick traded to Minnesota (Armands Berzins).
5 160 Daniel Manzato	G	Victoriaville (QMJHL)
6* 174		Pick acquired as compensation for Rob DiMaio. Pick traded to Tampa Bay (Karri Akkanen) for a fourth-round pick in 2003.
6* 192		Pick traded to Philadelphia (Nikita Korovkin) along with third-round pick in 2003 for a third-round pick in 2002.
7 224 Adam Taylor	C	Kootenay (WHL)
8* 255		Pick traded to Tampa Bay (Ryan Craig) for a fourth-round pick in 2003.
8* 256		Pick acquired from Philadelphia. Pick traded to Tampa Bay (Darren Reid) for a fourth-round pick in 2003.
9 286		Pick traded to Tampa Bay (Alexei Glukhov) for a fourth-round pick in 2003.

2003 ENTRY DRAFT (9 ROUNDS)

General Manager: Jim Rutherford | Player Personnel Director: Sheldon Ferguson

ROUND/OVERALL/PLAYER	POS	TEAM
1 2 Eric Staal	C	Peterborough (OHL)
2 31 Danny Richmond	D	Michigan (CCHA)
3* 69		Pick traded to Philadelphia (Colin Fraser) along with Carolina's sixth-round pick in 2002 (Nikita Korovkin) in exchange for Carolina's 2002 third-round pick (Jesse Lane), which was previously traded to Philadelphia.
4 102 Aaron Dawson	D	Peterborough (OHL)
4* 126 Kevin Nastjuk	G	Medicine Hat (WHL)
		Pick acquired from Toronto in exchange for Tom Barrasso.
4* 130 Matej Trojovský	D	Regina (WHL)
		Pick acquired from Tampa Bay in exchange for the Hurricanes' sixth-round pick, two eighth-round picks and ninth-round pick in the 2002 NHL Entry Draft.
5* 137 Tyson Strachan	D	Vernon (BCJHL)
		Pick acquired as compensation for Martin Gelinás
5 138		Pick traded to Columbus (Arsi Piispanen) along with Carolina's sixth-round pick in 2003 in exchange for a fourth-round pick in the 2004 NHL Entry Draft.
6 168		Pick traded to Columbus (Lukas Bolf) along with Carolina's fifth-round pick in 2003 in exchange for a fourth-round pick in the 2004 NHL Entry Draft.
7 198 Shay Stephenson	LW	Red Deer (WHL)
8 230 Jamie Hoffmann	C	Des Moines (USHL)
9 262 Ryan Rorabeck	C	Tor. St. Michael's (OHL)

2004 ENTRY DRAFT (9 ROUNDS)

General Manager: Jim Rutherford | Player Personnel Director: Sheldon Ferguson

ROUND/OVERALL/PLAYER	POS	TEAM
1* 4 Andrew Ladd	L	Calgary (WHL)
		Pick acquired from Columbus in exchange for Carolina's first-round pick in 2004 and a second-round pick in 2004.
1* 8		Pick traded to Columbus (Alexandre Picard) in draft-day trade.
2 38 Justin Peters	G	Tor. St. Michael's (OHL)
2* 59		Pick traded to Columbus (Kyle Wharton) in draft-day trade. Was acquired from Toronto in exchange for Glen Wesley in March 2003.
3* 69 Casey Borer	D	St. Cloud St. (WCHA)
		Pick acquired from Colorado in Bob Boughner trade. Colorado acquired pick from Washington along with Steve Konowalchuk in exchange for Bates Battaglia and Jonas Johansson.
3 74		Pick traded to Anaheim (Kyle Klubertanz) in Martin Gerber trade.
4 106		Pick traded to Atlanta (Chad Painchaud) in exchange for Atlanta's third-round pick in 2005.
4* 109 Brett Carson	D	Calgary (WHL)
		Pick acquired from Atlanta in exchange for Janie Hurme.
4* 121		Pick traded to Calgary (Kristopher Hogg) for Bob Boughner. Pick originally acquired from Columbus in a 2003 draft-day trade. Columbus had previously acquired the pick from New Jersey.
5 137 Magnus Akerlund	G	HV 71 Jr. (Swedish Jr.)
6 171		Traded to Philadelphia (Frederik Cabana) in Marty Murray trade.
7 202 Ryan Potttruff	D	London (OHL)
8 235 Jonas Fiedler	RW	Plymouth (OHL)
9 268 Martin Vagner	D	Gatineau (QMJHL)

2005 ENTRY DRAFT (7 ROUNDS)

General Manager: Jim Rutherford | Player Personnel Director: Sheldon Ferguson

ROUND/OVERALL/PLAYER	POS	TEAM
1 3 Jack Johnson	D	US National U-18 (USA)
2 58 Nathan Hagemo	D	Univs. of Minnesota (WCHA)
3 64 Joe Barnes	C	Saskatoon (WHL)
3* 69		Pick acquired from Atlanta in exchange for the 106th pick in 2004. Traded to Calgary (Gord Baldwin) in exchange for Mike Commodore.
3* 78		Pick acquired from Phoenix as part of trade for Danny Markov. Later traded to Nashville in exchange for Andrew Hutchinson.
4* 94 Jakub Vojta	D	Sparta Jr. (Czech Jr.)
		Pick acquired from Dallas in exchange for Jaroslav Svoboda.
4* 101		Pick acquired from Toronto for Ron Francis. Later traded to Columbus for Derrick Walser and a fourth-round pick in 2006.
4 123 Ondrej Otčenáš	LW	Trencin Jr. (Svk Jr.)
5* 128		Pick sent to Calgary (Kevin Lalonde) since Colorado re-signed Bob Boughner. Carolina received Colorado's 2005 fifth-round pick in return as part of the Boughner-Chris Bahen trade.
5* 145 Timothy Kunes	D	N.E. JR. Falcons (EJHL)
		Pick assigned to the Hurricanes as compensation for the loss of Sean Hill to free agency (Florida).
5* 159 Risto Korhonen	D	Karpat Jr. (Fin. Jr.)
		Pick acquired from Colorado as part of the Bob Boughner trade.
6 192 Nicolas Blanchard	LW	Chicoutimi (QMJHL)
7 198 Kyle Lawson	D	US National U-18 (USA)

2006 ENTRY DRAFT (7 ROUNDS)

General Manager: Jim Rutherford | Player Personnel Director: Sheldon Ferguson

ROUND/OVERALL/PLAYER	POS	TEAM
1* 30		Pick traded to St. Louis in the Doug Weight trade (January 30, 2006) and later traded to New Jersey (Matthew Corrente)
2 63 Jamie McBain	D	U.S. National U-18 (USA)
3 93 Harrison Reed	RW	Sarnia (OHL)
4* 99		Pick acquired from Columbus as part of a 2005 draft-day trade. Pick traded to Chicago as part of trade for Anton Babchuk. Chicago traded the pick to Toronto and Toronto selected James Reimer.
4* 106		Pick acquired from Toronto on draft day 2005 in exchange for Jeff O'Neill and later traded to St. Louis, January 30, 2006 (Reto Berra).
4 123 Bobby Hughes	C	Kingston (OHL)
5 153 Stefan Chaput	C	Lewiston (QMJHL)
6 183 Nick Dodge	RW	Clarkson (ECAC)
7 213 Justin Krueger	D	Penticton (BCHL)

NHL DRAFT HISTORY

2007 ENTRY DRAFT (7 ROUNDS)

General Manager: Jim Rutherford | Player Personnel Director: Sheldon Ferguson

ROUND/OVERALL/PLAYER	POS	TEAM
1 11 Brandon Sutter	C/RW	Red Deer (WHL)
2* 41		Pick traded to Pittsburgh in Mark Recchi trade (March 9, 2006). Later traded to San Jose and later traded to Philadelphia. Philadelphia selected Kevin Marshall.
3 72 Drayson Bowman	C/LW	Spokane (WHL)
4* 96		Pick acquired from Chicago in Anton Babchuk trade (January 20, 2007). Later traded to St. Louis in Doug Weight trade. St. Louis selected Cade Fairchild.
4 102 Justin McCrae	C	Saskatoon (WHL)
5 132 Chris Terry	LW	Plymouth (OHL)
6 162 Brett Bellemore	D	Plymouth (OHL)
7* 192		Pick traded to Montreal in Michael Leighton trade (June 23, 2007). Montreal selected Scott Kishel.

2008 ENTRY DRAFT (7 ROUNDS)

General Manager: Jim Rutherford | Player Personnel Director: Tony MacDonald

ROUND/OVERALL/PLAYER	POS	TEAM
1 14 Zach Boychuk	C	Lethbridge (WHL)
2 45 Zac Dalpe	C/RW	Penticton (BCHL)
3* 75		Pick traded to NY Rangers in Matt Cullen trade (July 17, 2007). Rangers selected C Evgeny Grachev.
4 105 Michal Jordan	D	Plymouth (OHL)
5* 135		Pick traded to Columbus in Anson Carter trade (February 23, 2007). Blue Jackets selected RW Tomas Kubalik.
6 165 Mike Murphy	G	Belleville (OHL)
7 195 Samuel Morneau	LW	Baie-Comeau (QMJHL)

2009 ENTRY DRAFT (7 ROUNDS)

General Manager: Jim Rutherford | Player Personnel Director: Tony MacDonald

ROUND/OVERALL/PLAYER	POS	TEAM
1 27 Philippe Paradis	C	Shawinigan (QMJHL)
2* 51 Brian Dumoulin	D	Jr. Monarchs (EJHL)
		Originally Calgary's pick. Acquired from Los Angeles along with Patrick O'Sullivan for Justin Williams, March 4, 2009.
2* 58		Pick traded to Edmonton in trade for Erik Cole. Edmonton traded pick to Buffalo for Ales Kotalik. Buffalo traded pick to Toronto for Dominic Moore. All trades occurred on March 4, 2009. Toronto selected Jesse Blacker.
3 88 Mattias Lindstrom	LW	Skelleftea (Sweden)
4* 118		Pick traded to Tampa Bay along with Wade Brookbank and Josef Melichar for Jussi Jokinen (February 7, 2009). Tampa Bay traded pick to Toronto (March 4, 2009). Toronto forfeited pick as part of a penalty for violating the CBA in relation to free agent Jonas Frogren (July 4, 2008). The pick was skipped.
5* 131 Matt Kennedy	RW	Guelph (OHL)
		Pick acquired from Edmonton in Erik Cole trade (March 4, 2009).
5* 148		Pick traded to Nashville for rights to Darcy Hordichuk (June 19, 2008). Nashville traded the pick to Tampa Bay for a fifth-round pick in 2010. Tampa Bay selected Michael Zador.
6 178 Rasmus Rissanen	D	Kalpa Jr. (Fin. Jr.)
7 208 Tommi Kivisto	D	Red Deer (WHL)

2010 ENTRY DRAFT (7 ROUNDS)

General Manager: Jim Rutherford | Player Personnel Director: Tony MacDonald

ROUND/OVERALL/PLAYER	POS	TEAM
1 7 Jeff Skinner	C	Kitchener (OHL)
2 37 Justin Faulk	D	U.S. National U-18 (USA)
2* 46		Pick acquired along with Alexandre Picard from Ottawa in exchange for Matt Cullen, February 12, 2010. Traded to Edmonton in exchange for Riley Nash, June 26, 2010. Edmonton selected Martin Marincin.
2* 53		Mark Alt D Cretin-Derham (Minn. H.S.) Originally Buffalo's pick. Acquired from San Jose in exchange for Niclas Wallin and Carolina's 2010 fifth-round pick (127th overall). San Jose selected Cody Ferriero.
3 67 Danny Biega	D	Harvard (ECAC)
3* 85 Austin Levi	D	Plymouth (OHL)
		Pick acquired from Vancouver in exchange for Andrew Alberts, March 3, 2010.
4* 97		Pick traded to Boston along with Patrick Eaves in exchange for Aaron Ward, July 24, 2009. Boston selected Craig Cunningham.
4* 105 Justin Shugg	LW	Windsor (OHL)
		Originally Boston's pick. Acquired from Anaheim along with Justin Pogge in exchange for Aaron Ward, March 3, 2010.
5* 127		Pick traded to San Jose along with Niclas Wallin in exchange for Buffalo's 2010 second-round pick (53rd overall - Mark Alt).
5* 138		Pick acquired from Nashville when Carolina acquired the rights to Darcy Hordichuk, June 19, 2008, and Hordichuk did not sign. Traded to Phoenix in exchange for Jared Staal, May 13, 2010. Phoenix selected Louie Domingue.
6* 157		Pick traded to NY Rangers along with Washington's 2011 second-round pick in exchange for Bobby Sanguinetti, June 26, 2010. NY Rangers selected Jesper Fasth.
6* 167 Tyler Stahl	D	Chilliwack (WHL)
		Pick acquired from Colorado along with Cedric LaLonde-McNicoll in exchange for Stephane Yelle, March 3, 2010.
7 187 Frederik Andersen	G	Frederikshavn (Denmark)
7* 206		Pick acquired from Washington in exchange for Scott Walker, March 3, 2010. Traded to Philadelphia in exchange for Jonathan Matsumoto, June 26, 2010. Philadelphia selected Ricard Blidstrand.

2011 ENTRY DRAFT (7 ROUNDS)

General Manager: Jim Rutherford | Player Personnel Director: Tony MacDonald

ROUND/OVERALL/PLAYER	POS	TEAM
1 12 Ryan Murphy	D	Kitchener (OHL)
2 42 Victor Rask	C	Lekand (Sweden Jr.)
2* 57		Pick acquired from Washington along with Brian Pothier and Oskar Osala in exchange for Joe Corvo, March 3, 2010. Pick traded to NY Rangers along with the 157th pick in the 2010 draft in exchange for Bobby Sanguinetti, June 26, 2010. Pick traded to Calgary along with Roman Horak and Rangers' second-round pick in 2011 (45th overall) in exchange for Tim Erixon and Calgary's fifth-round pick in 2011 (134th overall), June 1, 2011. Calgary selected Tyler Wotherspoon.
3 73 Keegan Lowe	D	Edmonton (WHL)
4 103 Gregory Hofmann	C	Ambri (Swiss)
5* 133		Pick traded to Florida along with Ryan Carter in exchange for Cory Stillman, Feb. 24, 2011. Pick traded to Atlanta (Winnipeg) along with Radek Dvorak in exchange for Niclas Bergfors and Patrick Rissmiller, Feb. 28, 2011. Pick traded to San Jose along with Calgary's seventh-round pick in 2011 (194th overall) in exchange for the Sharks' 2011 fourth-round pick (119th overall), June 25, 2011. San Jose selected Sean Kuraly.
6 163 Matt Mahalak	G	Plymouth (OHL)
7 193 Brody Sutter	C	Lethbridge (WHL)

FRANCHISE RECORDS

Records in the NHL Including Individual and Team Records



CAREER RECORDS

MOST GAMES

1.	Ron Francis	1186
2.	Glen Wesley	913
3.	Kevin Dineen	708
4.	Rod Brind'Amour	694
5.	Jeff O'Neill	673
6.	Adam Burt	626
7.	Eric Staal	560
8.	Erik Cole	557
9.	Sami Kapanen	520
10.	Niclas Wallin	517

MOST POINTS

1.	Ron Francis	1175
2.	Kevin Dineen	544
3.	Eric Staal	504
4.	Rod Brind'Amour	473
5.	Jeff O'Neill	416
6.	Pat Verbeek	403
7.	Blaine Stoughton	377
8.	Geoff Sanderson	369
9.	Erik Cole	363
10.	Ray Ferraro	351

MOST GOALS

1.	Ron Francis	382
2.	Kevin Dineen	250
3.	Eric Staal	226
4.	Blaine Stoughton	219
5.	Jeff O'Neill	198
6.	Geoff Sanderson	196
7.	Pat Verbeek	192
8.	Sylvain Turgeon	178
9.	Rod Brind'Amour	174
10.	Erik Cole	168

MOST ASSISTS

1.	Ron Francis	793
2.	Rod Brind'Amour	299
3.	Kevin Dineen	294
4.	Eric Staal	278
5.	Andrew Cassels	253
6.	Jeff O'Neill	218
7.	Ray Whitney	215
8.	Pat Verbeek	211
9.	Sami Kapanen	203
10.	Dave Babych	196

MOST CONSECUTIVE GAMES WITH:

POINTS	18	Mike Rogers, 11/22/1980-01/02/1981 (19g, 20a) <i>NOTE: Streak was longest by an NHL player that season.</i>
	17	Mike Rogers, 02/18-03/22/1980 (12g, 17a)
GOALS	9	Pierre Larouche, 01/25-02/13/1982 (10g)
	7	Ray Ferraro, 02/09-23/1989 (9g)
	6	Keith Primeau, 12/30/1997-01/08/1998 (6g)
	6	Ray Sheppard, 11/14-25/1998 (7g)
ASSISTS	10	Dave Keon, 11/17-12/07/1979 (12a)
	9	Mike Rogers, 12/07-27/1980 (14a)
		Blaine Stoughton, 01/25-02/13/1982 (12a)
	8	Rod Brind'Amour, 02/18-02/01/2001 (10a)
		Matt Cullen, 10/22-11/8/07 (12a)
	7	Keith Primeau, 02/01-03/06/1998 (7a)
	7	Jeff O'Neill, 10/11-30/2002 (7a)
	7	Cory Stillman, 12/15/2005-01/07/2006 (7a)

MOST PENALTY MINUTES

1.	Kevin Dineen	1439
2.	Torrie Robertson	1368
3.	Pat Verbeek	1144
4.	Ulf Samuelsson	1108
5.	Adam Burt	875
6.	Randy Ladouceur	714
7.	Mark Janssens	712
8.	Paul MacDermid	706
9.	Ron Francis	686
10.	Dean Evason	617

MOST HAT TRICKS

1.	Eric Staal	12
2.	Ron Francis	9
3.	Geoff Sanderson	6
	Blaine Stoughton	6
5.	Erik Cole	5
	Kevin Dineen	5
	Ray Ferraro	5
8.	Mike Rogers	4
	Pat Verbeek	4
10.	Mark Johnson	3
	Sami Kapanen	3
	Sylvain Turgeon	3

MOST POWER PLAY GOALS

1.	Ron Francis	132
2.	Eric Staal	86
3.	Kevin Dineen	71
4.	Pat Verbeek	70
5.	Sylvain Turgeon	68
6.	Jeff O'Neill	67
7.	Geoff Sanderson	65
8.	Rod Brind'Amour	60
9.	Ray Ferraro	59
10.	Blaine Stoughton	56

MOST SHORTHANDED GOALS

1.	Dave Tippett	11
2.	Eric Staal	10
	Rod Brind'Amour	10
4.	Kevyn Adams	8
	Erik Cole	8
	Stewart Gavin	8
7.	Chad LaRose	7
	Kevin Dineen	7
	Ron Francis	7
	Keith Primeau	7
	Paul Ranheim	7

MOST GOAL SEASONS:

20-GOALS	14	Ron Francis
	6	Kevin Dineen, Eric Staal
	5	Blaine Stoughton
30-GOALS	5	Eric Staal
	4	Blaine Stoughton, Geoff Sanderson
	3	Ron Francis, Sylvain Turgeon, Kevin Dineen, Jeff O'Neill
40-GOALS	4	Blaine Stoughton
	2	Kevin Dineen, Pat Verbeek, Geoff Sanderson, Eric Staal
50-GOALS	2	Blaine Stoughton

MOST CONSECUTIVE SEASONS:

20-GOALS	10	Ron Francis (1981-82 to 1990-91)
	6	Kevin Dineen (1984-85 to 1990-91)
		Eric Staal (2005-06 to 2010-11)
	5	Blaine Stoughton (1979-80 to 1983-84)
		Pat Verbeek (1989-90 to 1993-94),
30-GOALS	4	Eric Staal (2005-06 to 2008-09)
		Blaine Stoughton (1979-80 to 1982-83)
	3	Jeff O'Neill (2000-01 to 2002-03)
40-GOALS	4	Blaine Stoughton (1979-80 to 1982-83)

MOST GOALS IN A SEASON:

Overall	56	Blaine Stoughton, 1979-80
Defense	20	Zarley Zalapski, 1991-92
Center	45	Eric Staal , 2005-06
Left Wing	46	Geoff Sanderson, 1992-93
Right Wing	56	Blaine Stoughton, 1979-80
Rookie	40	Sylvain Turgeon, 1983-84

MOST POINTS IN A SEASON:

Overall	105	Mike Rogers, 1979-80, 1980-81
Defense	69	Dave Babych, 1985-86
Center	105	Mike Rogers, 1979-80, 1980-81
Left Wing	89	Geoff Sanderson, 1992-93
Right Wing	100	Blaine Stoughton, 1979-80
Rookie	72	Sylvain Turgeon, 1983-84

MOST ASSISTS IN A SEASON:

Overall	69	Ron Francis, 1989-90
Defense	56	Mark Howe, 1979-80
Center	69	Ron Francis, 1989-90
Left Wing	55	Cory Stillman, 2005-06
Right Wing	45	Pat Verbeek, 1989-90
Goaltender	6	Sean Burke, 1995-96
Rookie	43	Ron Francis, 1981-82

MOST PENALTY MINUTES IN A SEASON:

Overall	358	Torrie Robertson, 1985-86
Defense	199	Ed Hospodar, 1982-83
Center	237	Mark Janssens, 1992-93
Left Wing	358	Torrie Robertson, 1985-86
Right Wing	246	Marc Potvin, 1993-94
Goaltender	33	Jason Muzzatti, 1995-96
Rookie	254	Scott Daniels, 1995-96

SINGLE SEASON HIGHS:

Power Play Goals	21	Geoff Sanderson, 1992-93
Shorthanded Goals	5	Kevyn Adams, 2003-04
Game Winning Goals	9	Blaine Stoughton, 1979-80
		Erik Cole, 2010-11
Hat Tricks	4	Eric Staal , 2008-09
Hat Tricks by a Rookie	2	Ray Ferraro, 1984-85

NHL CAREER GOALTENDING LEADERS:

** Minimum 15 Games Played **

	GP	MINS	GA	GAA	W-L-T	SO
1. Trevor Kidd	72	4,043	158	2.34	28-31-9	5
2. Kevin Weekes	119	6,852	275	2.41	39-54-20	11
3. Arturs Irbe	309	17,815	741	2.50	130-121-44	20
4. Tom Barrasso	34	1,908	83	2.61	13-12-5	2
5. Cam Ward	346	19,733	901	2.74	175-126-33	16
6. Martin Gerber	60	3,493	162	2.78	38-14-6	3
7. Manny Legace	28	1,472	69	2.81	10-7-5	1
8. Sean Burke	281	15,893	819	3.09	107-131-29	11
9. Jeff Reese	37	1,838	96	3.13	8-17-4	2
10. Daryl Reaugh	20	1,010	53	3.15	7-7-1	1
11. John Grahame	45	2,364	125	3.17	15-20-3	0
12. Michael Leighton	29	1,537	82	3.20	8-12-2	0
13. Jason Muzzatti	52	2,604	140	3.23	13-21-8	1
14. Peter Sidorkiewicz	178	10,346	575	3.33	71-79-24	8
15. Mike Liut	252	14,705	823	3.36	115-111-19	13
16. Justin Peters	21	1,136	66	3.48	9-8-1	0
17. Kay Whitmore	75	4,039	243	3.61	23-33-10	3
18. Al Smith	30	1,754	107	3.66	11-10-8	2
19. Steve Weeks	94	5,286	324	3.68	42-42-6	4
20. Frank Pietrangelo	44	2,663	182	4.10	12-27-3	0
21. Mario Gosselin	23	1,106	78	4.23	5-13-1	0
22. Greg Millen	219	12,963	919	4.25	62-120-33	4
23. John Garrett	122	7,088	506	4.28	36-57-27	0
24. Mike Veisor	69	3,809	309	4.87	17-37-9	3

NHL INDIVIDUAL GAME RECORDS

SINGLE GAME HIGHS FOR:

MOST GOALS	4	Jordy Douglas, Feb. 3, 1980 – In a 5-3 win vs. NY Islanders at Springfield
.....	Ron Francis, Feb. 12, 1984 – In an 11-0 win vs. Edmonton
.....	Eric Staal , March 7, 2009 – In a 9-3 win at Tampa Bay
MOST ASSISTS	6	Ron Francis, March 5, 1987 – In a 10-2 win vs. Boston
MOST POINTS	6	Paul Lawless, Jan. 4, 1987 – In an 8-3 win vs. Toronto (2g, 4a)
.....	Ron Francis, March 5, 1987 – In a 10-2 win vs. Boston (6a)
.....	Ron Francis, Oct. 8, 1989 – In a 9-6 win at Quebec (3g, 3a)
.....	Eric Staal , March 7, 2009 – In a 9-3 win at Tampa Bay
MOST SHOTS	12	Eric Staal , March 28, 2008 – In a 7-1 win vs. Atlanta
MOST PENALTY MINUTES	42	Ed Kastelic, Nov. 10, 1990 – In a 3-2 OT win at Minnesota
.....	He received a minor, 2 majors, a misconduct and 2 game misconducts
.....	Nick Kypreos, Dec. 11, 1992 – In a 9-3 loss at Buffalo
.....	He received a minor, 2 majors, 2 misconducts and a game misconduct

ROOKIE SINGLE GAME HIGHS FOR:

MOST GOALS	3	Ray Ferraro, March 29, 1985 – In an 8-7 win vs. Edmonton
.....	Michael Nylander, April 7, 1993 – In a 6-1 win at Ottawa
.....	Erik Cole, Dec. 21, 2001 – In a 5-4 OT win vs. Atlanta
MOST ASSISTS	4	Shane Willis, Jan. 7, 2001 – In a 5-2 win vs. NY Islanders
MOST POINTS	5	Ray Ferraro, March 29, 1985 – In an 8-7 win vs. Edmonton (3g, 2a)
.....	Michael Nylander, April 7, 1993 – In a 6-1 win at Ottawa (3g, 2a)
MOST SHOTS	10	Sylvain Turgeon, Jan. 29, 1984 – In an 5-5 tie vs. Quebec
MOST PENALTY MINUTES	29	Scott Daniels, Jan. 6, 1996 – In a 5-2 loss at Boston
.....	He received a double-minor, a major, a 10-minute misconduct and a game misconduct

NHL RECORDS

OPPONENTS INDIVIDUAL NHL GAME RECORDS

MOST GOALS IN A GAME

5 – Mark Pavelich (NY Rangers), Feb. 23, 1981 in an 11-3 win vs. Hartford; Mats Sundin (Quebec), March 5, 1992 in a 10-4 win at Hartford.

MOST ASSISTS IN A GAME

5 – Owen Nolan (Quebec), March 5, 1992 in a 10-4 win at Hartford; Phil Housley (Winnipeg), Jan. 18, 1993 in an 8-7 win vs. Hartford at Saskatoon; Lyle Odelein (Montreal), Feb. 2, 1994 in a 9-2 win vs. Hartford.

MOST POINTS IN A GAME

7 – Dino Ciccarelli (Washington) (4g, 3a), March 18, 1989 in an 8-2 win at Hartford; Mats Sundin (Quebec) (5g, 2a), March 5, 1992 in a 10-4 win at Hartford.

MOST PENALTY MINUTES IN A GAME

51 – Chris Chelios (Chicago) (3 minors, 1 major, 2 misconducts, 2 game misconducts), Oct. 14, 1993 in a 6-2 loss vs. Hartford. It was the league-high for a player in one game for the season. Chelios also received a four-game suspension and was fined \$500 by the NHL.

TEAM NHL GOALTENDING RECORDS

MOST GAMES

Career **346** *Cam Ward*, 2005-2011
Season 77 Arturs Irbe, 2000-01

MOST MINUTES PLAYED

Career **19,733** *Cam Ward*, 2005-2011
Season 4,405 Arturs Irbe, 2000-01

MOST SHUTOUTS

Career 20 Arturs Irbe, 1998-2003
Season 6 Arturs Irbe, 1998-99, 2000-01
Kevin Weekes, 2003-04; *Cam Ward*, 2008-09

LOWEST GOALS-AGAINST AVERAGE

Career (min. 30 games) 2.34 Trevor Kidd, 1997-99
Season (min. 10 games) 2.17 Trevor Kidd, 1997-98

MOST WINS

Career 175 *Cam Ward*, 2005-2011
Season 39 *Cam Ward*, 2008-09

MOST SAVES

Home 52 Mike Veisor, Nov. 2, 1982 in a 7-6 loss vs. Minnesota
Road 57 *Cam Ward*, Oct. 25, 2008 in a 4-3 win at NY Islanders

LONGEST SHUTOUT SEQUENCE (INDIVIDUAL)

Home 187:58 Sean Burke, Jan. 2-24, 1994. Includes 4-0 shutout vs. Winnipeg on Jan. 5 and 6-0 shutout vs. NY Islanders on Jan. 8
Road 234:28 Trevor Kidd, March 28-April 8, 1998. Includes shutouts against New Jersey (4-0), Montreal (1-0), and Boston (3-0)
Overall 219:20 Trevor Kidd, March 28-April 8, 1998. Includes shutouts over New Jersey (4-0), Montreal (1-0), and Boston (3-0)

LONGEST SHUTOUT SEQUENCE (TEAM)

Home 158:05 Jan. 2-19, 1994. Includes 4-0 shutout vs. Winnipeg on Jan. 5 and 6-0 shutout vs. NY Islanders on Jan. 8
Road 234:28 March 28-April 8, 1998. Includes shutouts over New Jersey (4-0), Montreal (1-0) and Boston (3-0)
Overall 219:21 March 28-April 8, 1998. Includes shutouts over New Jersey (4-0), Montreal (1-0) and Boston (3-0)

BEST WINNING PERCENTAGE

Career (min. 60 decis.) **.553** *Cam Ward (175-126-33)*, 2005-2011
Season (min. 10 decis.) .707 Martin Gerber (38-14-6), 2005-06

MOST CONSECUTIVE GAMES PLAYED

40 – Arturs Irbe, Nov. 4, 2000-Feb. 7, 2001 (21-15-3)

LONGEST UNDEFEATED STREAK

9 – Arturs Irbe, Dec. 31, 2000-Jan. 18, 2001 (7W, 2T)
9 – *Cam Ward*, March 18-April 7, 2009 (9W)

LONGEST WINNING STREAK

9 – *Cam Ward*, March 18-April 7, 2009

LONGEST WINLESS STREAK

12 – Peter Sidorkiewicz, Jan. 4-Feb. 19, 1992 (7L, 5T)
Jeff Reese, Dec. 4, 1993-April 7, 1994 (9L, 3T)

LONGEST LOSING STREAK

11 – Kevin Weekes, Dec. 27, 2002-Feb. 11, 2003

LEADERS BY SEASON

SEASON	GOAL SCORING	ASSISTS	TOTAL POINTS
1972-73 (WHA)	53—WEBSTER, Tom	61—CAFFERY, Terry	103—WEBSTER, Tom
1973-74 (WHA)	43—WEBSTER, Tom	48—FRENCH, John	72—FRENCH, John
1974-75 (WHA)	40—WEBSTER, Tom	40—FRENCH, John	74—CARLETON, Wayne
1975-76 (WHA)	35—BACKSTROM, Ralph	50—WEBSTER, Tom	83—BACKSTROM, Ralph
1976-77 (WHA)	40—ANTONOVICH, Mike	63—KEON, Dave	90—KEON, Dave
1977-78 (WHA)	34—HOWE, Gordie	62—HOWE, Gordie	96—HOWE, Gordie
1978-79 (WHA)	42—HOWE, Mark	65—HOWE, Mark	107—HOWE, Mark
1979-80 (NHL)	56—STOUGHTON, Blaine*	61—ROGERS, Mike	105—ROGERS, Mike*
1980-81 (NHL)	43—STOUGHTON, Blaine	65—ROGERS, Mike	105—ROGERS, Mike*
1981-82 (NHL)	52—STOUGHTON, Blaine	45—HOWE, Mark	91—STOUGHTON, Blaine
1982-83 (NHL)	45—STOUGHTON, Blaine	59—FRANCIS, Ron	90—FRANCIS, Ron
1983-84 (NHL)	40—TURGEON, Sylvain	60—FRANCIS, Ron	87—JOHNSON, Mark
1984-85 (NHL)	31—TURGEON, Sylvain	57—FRANCIS, Ron	81—FRANCIS, Ron
1985-86 (NHL)	45—TURGEON, Sylvain	55—BABYCH, Dave	79—TURGEON, Sylvain
1986-87 (NHL)	40—DINEEN, Kevin	63—FRANCIS, Ron	93—FRANCIS, Ron
1987-88 (NHL)	27—WILSON, Carey	50—FRANCIS, Ron	75—FRANCIS, Ron
1988-89 (NHL)	45—DINEEN, Kevin	48—FRANCIS, Ron	89—DINEEN, Kevin
1989-90 (NHL)	44—VERBEEK, Pat	69—FRANCIS, Ron*	101—FRANCIS, Ron
1990-91 (NHL)	43—VERBEEK, Pat	71—CULLEN, John (63 with Pit.)	110—CULLEN, John (94 with Pit.)
1991-92 (NHL)	27—CRAVEN, Murray (3 with Phi.)	51—CULLEN, John	77—CULLEN, John
1992-93 (NHL)	46—SANDERSON, Geoff	65—CASSELS, Andrew	89—SANDERSON, Geoff
1993-94 (NHL)	41—SANDERSON, Geoff	42—CASSELS, Andrew	75—VERBEEK, Pat
1994-95 (NHL)	18—SANDERSON, Geoff	30—CASSELS, Andrew	37—CASSELS, Andrew
1995-96 (NHL)	44—SHANAHAN, Brendan	47—BROWN, Jeff (16 with Van.)	78—SHANAHAN, Brendan
1996-97 (NHL)	36—SANDERSON, Geoff	44—CASSELS, Andrew	67—SANDERSON, Geoff
1997-98 (NHL)	26—KAPANEN, Sami —PRIMEAU, Keith	37—KAPANEN, Sami —PRIMEAU, Keith	63—KAPANEN, Sami —PRIMEAU, Keith
1998-99 (NHL)	30—PRIMEAU, Keith	35—KAPANEN, Sami	62—PRIMEAU, Keith
1999-00 (NHL)	25—O'NEILL, Jeff	50—FRANCIS, Ron	73—FRANCIS, Ron
2000-01 (NHL)	41—O'NEILL, Jeff	50—FRANCIS, Ron	67—O'NEILL, Jeff
2001-02 (NHL)	31—O'NEILL, Jeff	50—FRANCIS, Ron	77—FRANCIS, Ron
2002-03 (NHL)	30—O'NEILL, Jeff	35—FRANCIS, Ron	61—O'NEILL, Jeff
2003-04 (NHL)	19—VASICEK, Josef	33—WILLIAMS, Justin (20 with Phi.)	45—VASICEK, Josef
2005-06 (NHL)	45—STAAL, Eric	55—STAAL, Eric —STILLMAN, Cory	100—STAAL, Eric
2006-07 (NHL)	33—WILLIAMS, Justin	56—BRIND'AMOUR, Rod	83—WHITNEY, Ray
2007-08 (NHL)	38—STAAL, Eric	44—STAAL, Eric	82—STAAL, Eric
2008-09 (NHL)	40—STAAL, Eric	53—WHITNEY, Ray	77—WHITNEY, Ray
2009-10 (NHL)	30—JOKINEN, Jussi	41—STAAL, Eric	70—STAAL, Eric
2010-11 (NHL)	33—STAAL, Eric	43—STAAL, Eric	76—STAAL, Eric

SEASON	GAME WINNING GOALS	POWER PLAY GOALS	SHORTHANDED GOALS
1972-73 (WHA)	7—CAFFERY, Terry	12—WEBSTER, Tom	4—EARL, Tom
1973-74 (WHA)	9—WEBSTER, Tom	9—BLACKBURN, Don	2—CHARLEBOIS, Bob
1974-75 (WHA)	9—WEBSTER, Tom	7—BLACKBURN, Don —WEBSTER, Tom	2—SWAIN, Garry
1975-76 (WHA)	11—WEBSTER, Tom	12—PLEAU, Larry	6—EARL, Tom
1976-77 (WHA)	6—ANTONOVICH, Mike	12—LYLE, George	3—McKENZIE, John
1977-78 (WHA)	8—HOWE, Gordie	16—HOWE, Gordie	5—KEON, Dave
1978-79 (WHA)	6—LACROIX, Andre	13—HOWE, Mark	6—HOWE, Mark
1979-80 (NHL)	9—STOUGHTON, Blaine*	16—STOUGHTON, Blaine	2—ROGERS, Mike —STOUGHTON, Blaine —HOWE, Mark
1980-81 (NHL)	6—STOUGHTON, Blaine	10—ROGERS, Mike —STOUGHTON, Blaine	4—ROGERS, Mike
1981-82 (NHL)	4—STOUGHTON, Blaine —SULLIMAN, Doug	14—LAROCHE, Pierre	1—Six Players
1982-83 (NHL)	8—STOUGHTON, Blaine	10—STOUGHTON, Blaine	3—JOHNSON, Mark
1983-84 (NHL)	5—FRANCIS, Ron —NEUFELD, Ray	18—TURGEON, Sylvain	2—QUENNEVILLE, Joel
1984-85 (NHL)	4—MALONE, Greg	12—NEUFELD, Ray	4—DINEEN, Kevin
1985-86 (NHL)	8—DINEEN, Kevin	14—FERRARO, Ray	3—Four Players
1986-87 (NHL)	7—FRANCIS, Ron —DINEEN, Kevin	14—FERRARO, Ray	3—TIPPETT, Dave
1987-88 (NHL)	8—WILSON, Carey	13—TURGEON, Sylvain	3—GAVIN, Stewart
1988-89 (NHL)	7—FERRARO, Ray	20—DINEEN, Kevin	2—TIPPETT, Dave
1989-90 (NHL)	5—FRANCIS, Ron —VERBEEK, Pat —YOUNG, Scott	15—FRANCIS, Ron	2—Four Players
1990-91 (NHL)	5—VERBEEK, Pat	15—VERBEEK, Pat	1—Five Players
1991-92 (NHL)	4—CRAVEN, Murray	13—BROWN, Rob	4—CRAVEN, Murray
1992-93 (NHL)	6—VERBEEK, Pat	21—SANDERSON, Geoff*	3—CASSELS, Andrew
1993-94 (NHL)	6—SANDERSON, Geoff	15—VERBEEK, Pat —SANDERSON, Geoff	1—Seven Players (Paul Ranheim had 2, both with CHI)

LEADERS BY SEASON

SEASON	GAME WINNING GOALS	POWER PLAY GOALS	SHORTHANDED GOALS
1994-95 (NHL)	4—SANDERSON, Geoff	4—SANDERSON, Geoff —RICE, Steven —CARSON, Jimmy	1—TURCOTTE, Darren —KRON, Robert —NIKOLISHIN, Andrei
1995-96 (NHL)	7—SANDERSON, Geoff	17—SHANAHAN, Brendan	2—SHANAHAN, Brendan —SANDERSON, Geoff
1996-97 (NHL)	4—KRON, Robert —DINEEN, Kevin —SANDERSON, Geoff	12—SANDERSON, Geoff	3—PRIMEAU, Keith —RANHEIM, Paul
1997-98 (NHL)	5—KAPANEN, Sami	7—PRIMEAU, Keith —O'NEILL, Jeff	3—PRIMEAU, Keith
1998-99 (NHL)	7—KAPANEN, Sami	9—PRIMEAU, Keith	2—RANHEIM, Paul
1999-00 (NHL)	7—O'NEILL, Jeff	12—ROBERTS, Gary	1—KRON, Robert —BRIND'AMOUR, Rod —WESTLUND, Tommy
2000-01 (NHL)	6—WILLIS, Shane	17—O'NEILL, Jeff	2—OZOLINSH, Sandis —DIMAIO, Rob
2001-02 (NHL)	6—O'NEILL, Jeff	14—FRANCIS, Ron	2—BRIND'AMOUR, Rod
2002-03 (NHL)	7—O'NEILL, Jeff	11—O'NEILL, Jeff	2—COLE, Erik
2003-04 (NHL)	5—VASICEK, Josef	7—O'NEILL, Jeff	5—ADAMS, Kevyn*
2005-06 (NHL)	8—COLE, Erik	19—BRIND'AMOUR, Rod —STAAL, Eric	4—STAAL, Eric —WILLIAMS, Justin
2006-07 (NHL)	8—WILLIAMS, Justin	12—STAAL, Eric —WILLIAMS, Justin	2—BRIND'AMOUR, Rod —COMMODORE, Mike —LaROSE, Chad —WILLIAMS, Justin
2007-08 (NHL)	7—STAAL, Eric	14—STAAL, Eric	2—WALKER, Scott
2008-09 (NHL)	8—STAAL, Eric	14—STAAL, Eric	2—CULLEN, Matt 2—LaROSE, Chad
2009-10 (NHL)	6—JOKINEN, Jussi	13—STAAL, Eric	2—KOSTOPOULOS, Tom
2010-11 (NHL)	9—COLE, Erik	12—STAAL, Eric	3—STAAL, Eric

SEASON	GOALS-AGAINST AVERAGE	SHUTOUTS	PENALTY MINUTES
1972-73 (WHA)	3.18—SMITH, Al	3—SMITH, Al	114—SELWOOD, Brad
1973-74 (WHA)	3.08—SMITH, Al	2—SMITH, Al	148—LEY, Rick
1974-75 (WHA)	3.47—SMITH, Al	2—SMITH, Al	144—FOTIU, Nick
1975-76 (WHA)	3.42—ABRAHAMSSON, Christer	2—ABRAHAMSSON, Christer	205—BUSNIUK, Ron
1976-77 (WHA)	3.12—RAEDER, Cap	2—RAEDER, Cap	215—BUTTERS, Bill
1977-78 (WHA)	3.22—SMITH, Al	3—LEVASSEUR, Louis	192—CARLSON, Jack
1978-79 (WHA)	3.31—SMITH, Al	2—GARRETT, John	148—HANGSLEBEN, Alan
1979-80 (NHL)	3.66—SMITH, Al	2—SMITH, Al	107—FOTIU, Nick
1980-81 (NHL)	4.48—VEISOR, Mike	1—VEISOR, Mike	190—ROWE, Tom
1981-82 (NHL)	4.21—GARRETT, John	—NONE	242—HOWATT, Garry
1982-83 (NHL)	4.83—MILLEN, Greg	1—MILLEN, Greg —VEISOR, Mike	216—ADAMS, Greg
1983-84 (NHL)	3.71—MILLEN, Greg	2—MILLEN, Greg	198—ROBERTSON, Torrie
1984-85 (NHL)	3.58—LIUT, Mike	2—WEEKES, Steve	337—ROBERTSON, Torrie
1985-86 (NHL)	3.61—LIUT, Mike	2—LIUT, Mike	358—ROBERTSON, Torrie*
1986-87 (NHL)	3.23—LIUT, Mike	4—LIUT, Mike*	202—MacDERMID, Paul
1987-88 (NHL)	3.18—LIUT, Mike	2—LIUT, Mike	291—ROBERTSON, Torrie
1988-89 (NHL)	3.03—SIDORKIEWICZ, Peter	4—SIDORKIEWICZ, Peter	181—SAMUELSSON, Ulf
1989-90 (NHL)	2.64—LIUT, Mike	3—LIUT, Mike	228—VERBEEK, Pat
1990-91 (NHL)	3.15—REAUGH, Daryl	1—REAUGH, Daryl —SIDORKIEWICZ, Peter	246—VERBEEK, Pat
1991-92 (NHL)	3.34—SIDORKIEWICZ, Peter	3—WHITMORE, Kay	243—VERBEEK, Pat
1992-93 (NHL)	3.94—GOSSELIN, Mario	—NONE	325—KYPREOS, Nick
1993-94 (NHL)	2.99—BURKE, Sean	2—BURKE, Sean	246—POTVIN, Marc
1994-95 (NHL)	2.68—BURKE, Sean	—NONE	141—CHASE, Kelly
1995-96 (NHL)	3.11—BURKE, Sean	4—BURKE, Sean	254—DANIELS, Scott
1996-97 (NHL)	2.69—BURKE, Sean	4—BURKE, Sean	218—GRIMSON, Stu
1997-98 (NHL)	2.17—KIDD, Trevor*	3—KIDD, Trevor	204—GRIMSON, Stu
1998-99 (NHL)	2.22—IRBE, Arturs	6—IRBE, Arturs*	178—ROBERTS, Gary
1999-00 (NHL)	2.42—IRBE, Arturs	5—IRBE, Arturs	90—PRATT, Nolan
2000-01 (NHL)	2.45—IRBE, Arturs	6—IRBE, Arturs*	159—KARPA, Dave
2001-02 (NHL)	2.54—IRBE, Arturs	3—IRBE, Arturs	106—LANGDON, Darren
2002-03 (NHL)	2.55—WEEKES, Kevin	5—WEEKES, Kevin	141—HILL, Sean
2003-04 (NHL)	2.41—WEEKES, Kevin	6—WEEKES, Kevin*	127—BOULERICE, Jesse
2005-06 (NHL)	2.78—GERBER, Martin	3—GERBER, Martin	138—COMMODORE, Mike
2006-07 (NHL)	2.85—GRAHAME, John	2—WARD, Cam	113—COMMODORE, Mike
2007-08 (NHL)	2.75—WARD, Cam	4—WARD, Cam	115—WALKER, Scott
2008-09 (NHL)	2.44—WARD, Cam	6—WARD, Cam	79—RUUTU, Tuomo
2009-10 (NHL)	2.69—WARD, Cam	1—LEGACE, Manny	106—KOSTOPOULOS, Tom
2010-11 (NHL)	2.56—WARD, Cam	4—WARD, Cam	85—GLEASON, Tim

STREAKS / SUPERLATIVES / HOME / AWAY

LONGEST UNBEATEN STREAKS OVERALL

Jan. 20-Feb. 10, 1982	10	6w-4t
March 18-April 7, 2009	9	9w
Dec. 31-Jan. 19, 2006	9	9w
Oct. 22-Nov. 11, 2005	9	9w
Dec. 31-Jan. 18, 2001	9	7w-2t
March 9-29, 1985	9	7w-2t
March 15-April 1, 1986	8	6w-2t
Feb. 5-March 4, 2010	7	7w
Oct. 17-Nov. 4, 1987	7	5w-2t

AT HOME

Feb. 20-April 7, 2009	12	12w
Dec. 31-Jan. 28, 2006	9	9w
Dec. 15-Jan. 18, 2001	9	8w-1t
Jan. 24-March 11, 2010	8	8w
Jan. 23-March 21, 2002	8	1w-7t
March 15-April 5, 1986	7	5w-2t
Oct. 18-Nov. 1, 1980	6	4w-2t
March 10-29, 1985	6	5w-1t
Feb. 25-March 7, 1987	6	5w-1t
Nov. 28-Dec. 23, 1992	6	3w-3t
Nov. 2-19, 2001	6	4w-2t

ON ROAD

Nov. 11-Dec. 5, 1996	8	4w-4t
Jan. 23-Feb. 10, 1982	6	3w-3t
Nov. 30-Dec. 26, 1989	6	5w-1t
Nov. 10-Dec. 7, 1990	6	6w

LONGEST WIN STREAKS OVERALL

March 18-April 7, 2009	9
Dec. 31-Jan. 19, 2006	9
Oct. 22-Nov. 11, 2005	9

AT HOME

Feb. 20-April 7, 2009	12
-----------------------	----

ON ROAD

Nov. 10-Dec. 7, 1990	6
----------------------	---

MONTHLY SUPERLATIVES

	BEST RECORD		WORST RECORD		
	W-L-T/OT-OTL	PTS	W-L-T-OTL	PTS	
OCTOBER					
1986-87	8-4-3	19	2009-10	2-7-3	7
2005-06	8-2-1	17	1993-94	3-8-1	7
2007-08	7-3-3	17	1981-82	1-4-5	7
2001-02	6-5-0-2	14	1982-83	2-6-2	6
			1992-93	3-8-0	6
NOVEMBER					
2006-07	9-5-1	19	2009-10	3-10-2	8
2002-03	6-3-3-2	17	1980-81	3-8-2	8
2005-06	8-5-0	16	1982-83	3-8-1	7
1986-87	7-3-2	16	1992-93	3-8-1	7
2001-02	6-6-4-0	16	1984-85	2-7-2	6
DECEMBER					
2001-02	8-2-1-3	20	1999-00	3-8-1	7
2005-06	8-3-3	19	1991-92	3-8-1	7
1986-87	8-5-3	19	1995-96	2-10-3	7
2006-07	7-6-1	15	1979-80	1-8-3	5
2010-11	7-4-1	15			
1989-90	7-4-1	15			
2008-09	6-4-3	15			
JANUARY					
2005-06	13-1-0	26	2002-03	2-10-1-2	7
2009-10	9-5-0	18	1996-97	3-10-1	7
2010-11	8-4-2	18	1980-81	2-10-3	7
2000-01	8-4-2-0	18	1982-83	3-10-1	7
1995-96	8-4-1	17	1992-93	3-11-1	7
1987-88	8-6-1	17	1991-92	1-7-3	5
FEBRUARY					
1979-80	7-5-2	16	1984-85	3-9-2	8
1983-84	7-5-1	15	2002-03	1-6-3-1	6
1986-87	7-4-0	15	1992-93	3-7-0	6
2007-08	7-5-1	15	1982-83	3-10-0	6
2008-09	7-6-0	14	1985-86	2-10-1	5
1990-91	6-5-2	14	2001-02	2-3-1	5
			2005-06	2-3-0	4
MARCH					
2008-09	10-1-2	22	2002-03	4-9-2-0	10
1985-86	9-3-2	20	1990-91	3-8-4	10
2009-10	9-5-2	20	1993-94	4-10-1	9
2005-06	9-5-2	20	1980-81	3-9-2	8
1989-90	9-5-2	20	1982-83	3-10-1	7
APRIL					
1994-95	6-8-0	12	2006-07	2-2-0	4
			2007-08	1-2-0	2
			2003-04	0-1-1-0	1
			2002-03	0-3-0-0	0

BEST ALL-TIME HOME STANDS

(unbeaten records do not include games lost in overtime or a shootout)

THREE-GAME STANDS

Team was unbeaten in the following:

3-0-0	Jan. 21-24, 1988
	March 21-25, 1990
	Oct. 7-14, 1995
	March 13-18, 1996
	March 18-23, 2001
	Oct. 24-28, 2005
	Jan. 10-Jan. 15, 2006
	March 18-21, 2009
	Feb. 9-13, 2010
2-0-1	Nov. 21-25, 1979
	Jan. 27-31, 1982
	March 6-10, 1982
	March 27-April 2, 1983
	Oct. 24-31, 1987
	Dec. 29-Jan. 4, 1991-92
	Nov. 29-Dec. 4, 1998
	Nov. 2-6, 2001

FOUR-GAME STANDS

Team was unbeaten in the following:

4-0-0	March 17-24, 1985
3-0-1	Oct. 18-25, 1980

BEST ALL-TIME ROAD TRIPS

(unbeaten records do not include games lost in overtime or a shootout)

THREE-GAME TRIPS

Team earned at least one point in each game of the following:

2-0-1	Feb. 1-5, 1984
	Dec. 18-21, 1987
	Nov. 12-16, 1996
	April 1-4, 2001
	Dec. 26-31, 2001
	March 29-April 1, 2010

FOUR-GAME TRIPS

Team was unbeaten in the following:

2-0-2	Feb. 2-10, 1982
	Nov. 29-Dec. 5, 1996
1-0-3-0	Oct. 18-25, 2003

Team earned at least one point in each game of the following:

2-0-1-1	Feb. 23-29, 2004
----------------	------------------

FIVE-GAME STANDS

Team was unbeaten in the following:

5-0-0	Dec. 13-Dec. 23, 2005
4-0-1	Dec. 31-Jan. 9, 2000-01
3-0-2	March 22-April 1, 1986

SIX-GAME STANDS

Team was unbeaten in the following:

5-0-1	Feb. 25-March 7, 1987
--------------	-----------------------

SEVEN-GAME STANDS

Team had two seven-game home stands:

4-2-1	Feb. 21-March 7, 1997
4-3-0-0	Dec. 27-Jan. 8, 2003-04

NINE-GAME STANDS

Team earned points in each game of its lone nine-game home stand:

4-0-3-2	Oct. 30-Nov. 19, 2002
----------------	-----------------------

FIVE-GAME TRIPS

Team's best records:

4-1-0	Feb. 28-March 8, 1998
3-0-0-2	March 13-20, 2004
3-1-1	Dec. 4-16, 2010
3-2-0	Jan. 24-Feb. 1, 1987
	Jan. 11-19, 1988
2-1-2	March 4-11, 2006
2-1-1-1	Feb. 1-14, 2001

SIX-GAME TRIPS

Team's only six-game road trips:

5-1-0	Jan. 30-Feb. 11, 1996
3-1-2	Oct. 6-22, 2007
	Oct. 17-30, 2008
3-2-1	Feb. 1-12, 1994
	Nov. 29-Dec. 10, 2005
2-4-0	Jan. 25-Feb 8, 1997

SEVEN-GAME TRIP

Team's only seven-game road trip:

3-3-1	Oct. 7-21, 2006
--------------	-----------------

EIGHT-GAME TRIP

Team's only eight-game road trip:

5-3-0	Feb. 7-March 7, 2002
--------------	----------------------

BEST COMEBACKS

MARCH 19, 1980 (AT HARTFORD) — Hartford trailed Montreal in the third period 5-1, but came back with four goals to tie the game. Blaine Stoughton tied the game at 19:48 of the third period.

FEBRUARY 15, 1981 (AT HARTFORD) — The Whalers trailed Chicago 4-1 at the 14-minute mark of the second period, but came back to gain a 4-4 tie. Pat Boutette scored the tying goal at 2:20 of the third period.

NOVEMBER 20, 1982 (AT HARTFORD) — Hartford trailed Calgary 3-0 after the first period, but eventually gained a 4-4 tie when Pierre Larouche scored with just 36 seconds to play in the third period.

FEBRUARY 1, 1984 (AT DETROIT) — Hartford trailed Detroit 6-3 with 10 minutes left in the game, but came back to get a 6-6 tie on goals by Ray Neufeld, Risto Siltanen and then Ron Francis with just 2:03 to play.

OCTOBER 10, 1985 (AT BUFFALO) — Buffalo jumped off to a quick 3-0 lead in the season opener, but the Whalers battled back and eventually posted a 5-4 victory on Bobby Crawford's goal at 18:49 of the third period.

NOVEMBER 9, 1985 (AT QUEBEC) — Hartford trailed Quebec 3-0 after two periods but came back with four goals in the third period to win it 4-3. Joel Quenneville scored the winner for Hartford at 15:24 of the final period.

DECEMBER 13, 1985 (AT BUFFALO) — Hartford trailed Buffalo 4-1 in the second period but eventually posted a 5-4 victory. Paul Lawless, who had three goals in the game, scored the game-winner at 19:18 of the third period.

OCTOBER 11, 1986 (AT HARTFORD) — Hartford trailed Calgary 5-2 in the third period of the season opener, but scored four straight goals in the final 13:28 of play to post a 6-5 victory. Joel Quenneville scored the dramatic game-winner at 19:40 with the Whalers shorthanded.

NOVEMBER 16, 1987 (AT MONTREAL) — Hartford trailed Montreal 3-0 midway through the game, but goals by Mike Millar, Brent Peterson and Stewart Gavin (Gavin's with 37 seconds left in regulation time) gave Hartford a 3-3 tie.

DECEMBER 8, 1988 (AT HARTFORD) — Hartford trailed the New York Rangers 4-1 at 15:24 of the second period. Ron Francis tallied a late goal in that stanza to reduce the deficit to 4-2, and then the Whalers registered three goals in a span of 9:42 of the third period to win it. Tom Martin scored the game-winner at 14:44.

JANUARY 19, 1989 (AT HARTFORD) — Montreal built up a 4-0 lead by the 13:01 mark of the second period. Dave Tippett scored late in the second stanza to make it 4-1, and the Whalers registered four goals in a 5:43 span of the third period to take the lead, with Jody Hull getting the eventual game-winner. Kevin Dineen scored into an empty net to clinch the 6-4 win.

NOVEMBER 23, 1990 (AT BOSTON) — Hartford trailed Boston 3-0 after two periods but took advantage of two major penalties by the Bruins to score four power-play goals to beat the Bruins 4-3. Pat Verbeek had two goals and two assists to pace the victory.

DECEMBER 13, 1991 (AT BUFFALO) — Hartford trailed Buffalo 3-0 after the first period but scored five unanswered second period goals, two by Zarley Zalapski, en route to an 8-4 win. It was Friday the 13th.

FEBRUARY 9, 1992 (AT HARTFORD) — Down 4-1 in the third period, Hartford scored three goals in a span of 3:25 to tie the Minnesota North Stars 4-4. Jim McKenzie scored two goals, Steve Konroyd the other. Zarley Zalapski had three assists.

FEBRUARY 27, 1993 (AT QUEBEC) — Down 3-0 after the first 8:19 of the game, Hartford scored five unanswered goals in a 5-3 win.

APRIL 10, 1994 (AT TAMPA BAY) — Down 3-0 after the first 3:58 of the game, Hartford scored three times in 4:58 to tie the score after the first period. They went on to win 6-4.

MARCH 14, 1995 (AT NY ISLANDERS) — Down 3-0 before scoring at 7:50 of the second period, Hartford scored five straight goals to take a 5-3 lead by 2:41 of the third period. They went on to win 6-4.

NOVEMBER 23, 1997 (AT CALGARY) — Calgary jumped out to a 3-0 lead in the second period before Carolina responded with a goal with one minute remaining in the period and two scores in the third to end up with a 3-3 tie. Nelson Emerson scored the game-tying goal with 5:24 left in the third period.

NOVEMBER 5, 1998 (AT NY ISLANDERS) — After allowing three goals in the first 11:59 of the game, Carolina scored in the first and second periods to close the gap to 3-2 entering the third period. Carolina tallied three goals (Jeff O'Neill, Martin Gelinis and Kent Manderville) in a 3:20 span early in the third period for a 6-3 victory.

MARCH 15, 1999 (AT PHOENIX) — Carolina surrendered two goals to Phoenix in the first 1:12 of the game and trailed 3-1 after the first period. After trading goals in the second period, Carolina was in a 5-2 hole with 11:51 remaining. Ron Francis and Jeff O'Neill tallied goals in a 5:57 span to close the deficit to one. Martin Gelinis notched the game-tying goal with 1:34 remaining in the third period to tie the game 5-5.

JANUARY 7, 2000 (AT CAROLINA) — After trailing 4-0 to Anaheim midway through the second period, Andrei Kovalenko scored at the 17:34 mark of the second period. Jeff O'Neill scored twice and Glen Wesley added another in the third period to tie the score at 4-4.

***MAY 9, 2002 (AT MONTREAL)** — In Game 4 of the Eastern Conference Semifinals, Carolina trailed Montreal 3-0 heading into the third period. Sean Hill scored a power play goal at 3:57 of the third period and Bates Battaglia cut the lead to one at 12:43. Erik Cole tied the game with 41 seconds left in regulation with Carolina skating with an extra attacker. Then, defenseman Niclas Wallin won it with a shot from the right point at 3:14 of the overtime period to give Carolina the momentum and propel the Hurricanes to the series victory in six games.

***JUNE 5, 2006 (AT CAROLINA)** — In Game 1 of the Stanley Cup Finals, Carolina trailed Edmonton 3-0 before Rod Brind'Amour put the Hurricanes on the board with 2:43 remaining in the second period. Ray Whitney opened the third period with an even-strength goal at the 1:40 mark and added a power-play goal at 5:09 to even the score 3-3. Justin Williams gave Carolina a 4-3 lead at the 10:02 mark before Edmonton's Ales Hemsky tied it 4-4 with 6:29 remaining in regulation. Brind'Amour iced the game with 32 seconds remaining in regulation to give Carolina its first Stanley Cup Finals victory en route to a 4-3 series triumph and the franchise's first championship.

JANUARY 11, 2007 (AT CAROLINA) — Trailing 3-0 after two periods, Chad LaRose broke up Alex Auld's shutout bid 1:40 into the third frame. Subsequently, Erik Cole (3:06), Scott Walker (8:02), Cory Stillman (9:35) and Craig Adams (10:02) combined for four more goals in the 9:22 following LaRose's tally to give Carolina a 5-3 lead. Olli Jokinen made the game 5-4 with 56 seconds remaining in regulation, but former Panthers winger Ray Whitney iced the 6-4 win for Carolina with just 13 seconds to play.

APRIL 7, 2007 (AT CAROLINA) — In the final game of the season, Carolina trailed Florida 4-1, 12:14 into the second period with David Tanabe's goal at 5:46 of the second the lone high point for the home team. Then, 5:31 into the third period, Tanabe again scored to bring the Hurricanes to within two goals. At the 12:13 mark of the third, Erik Cole scored to make it 4-3, followed by Eric Staal who tied the game with just 4:23 remaining in regulation. John Grahame stopped Bryan Allen's penalty shot 2:37 into overtime, and Rod Brind'Amour sent the Hurricanes into the offseason with a win when he beat netminder Craig Anderson with 24 seconds left in the extra frame.

OCTOBER 11, 2008 (AT TAMPA BAY) — In just the second game of the regular season, Carolina trailed 3-0 late in the second period. Rod Brind'Amour got the Hurricanes' rally started with less than one minute remaining in the second frame, and Matt Cullen used a power-play goal 1:56 into the third to cut the Lightning lead to one. Eric Staal tied the game 3-3 with 10:04 remaining in regulation. The Hurricanes peppered goaltender Mike Smith with five shots in the overtime period, the last coming when Staal notched his second of the game with 24 seconds remaining. It marked just the second three-goal comeback for Carolina since the team's relocation in 1997.

***APRIL 28, 2009 (AT NEW JERSEY)** — THE SHOCK AT THE ROCK: Carolina trailed New Jersey 3-2 with 1:20 remaining in Game 7 of the Eastern Conference Quarterfinals at the Prudential Center when Jussi Jokinen one-timed a pass from Joni Pitkanen to tie the game. Eric Staal then notched the game-winner when he fired a shot under Martin Brodeur's right shoulder with 32 seconds remaining. Staal's goal marked the latest game-winning goal in the third period of a Game 7 in Stanley Cup playoffs history, and Jokinen's and Staal's goals in the final 1:20 also marked the latest in a Game 7 that a team trailed in regulation and came back to win.

* *Playoff game*

1979-80 THROUGH 2010-11

(Minimum 70-Game Season For "Fewest" Records; OTLs do not count as losses)

		—OVERALL—		—AT HOME—		—ON ROAD—	
POINTS:	MOST	112	(2005-06)	64	(2005-06)	48	(2001-02, 2005-06)
	FEWEST	45	(1982-83)	29	(1992-93)	14	(1982-83)
WINS:	MOST	52	(2005-06)	31	(2005-06)	21	(1989-90, 2005-06)
	FEWEST	19	(1982-83)	12	(1992-93, 2002-03)	5	(1979-80)
LOSSES:	MOST	54	(1982-83)	25	(1992-93)	32	(1982-83)
	FEWEST	22	(2005-06)	8	(2005-06)	13	(2001-02)
TIES:	MOST	19	(1979-80)	11	(2001-02)	13	(1979-80)
	FEWEST	4	(1985-86)	2	(1985-86, 1988-89)	1	(1992-93, 1997-98)
GOALS SCORED:	MOST	332	(1985-86)	181	(1985-86)	151	(1985-86)
	FEWEST	171	(2002-03)	84	(2002-03)	83	(2000-01)
GOALS ALLOWED:	MOST	403	(1982-83)	176	(1992-93)	234	(1982-83)
	FEWEST	202	(1998-99)	96	(1998-99)	106	(1998-99)
SHUTOUTS:	MOST	8	(1998-99)	5	(1998-99)	3	(1984-85, 1989-90, 1997-98, 1998-99, 1999-00, 2003-04, 2005-06, 2007-08, 2008-09, 2010-11)
	FEWEST	0	(1981-82, 1992-93)	0	(1981-82, 1982-83, 1992-93)	0	(1979-80, 1980-81, 1992-93, 1996-97)
TIMES SHUTOUT:	MOST	8	(1995-96, 2006-07)	6	(2002-03)	7	(1995-96)
	FEWEST	1	(1982-83, 1988-89, 2008-09)	0	(1979-80, 1980-81, 1986-87, 1988-89, 1990-91, 1998-99)	0	(2008-09)
SHOTS TAKEN:	MOST	2675	(2008-09)	1425	(2007-08)	1334	(2008-09)
	FEWEST	2142	(1998-99)	1081	(1998-99)	1046	(1979-80)
SHOTS AGAINST:	MOST	2871	(1982-83)	1373	(1982-83)	1501	(1992-93)
	FEWEST	2131	(1989-90)	963	(1989-90)	1069	(2000-01)
PP CHANCES:	MOST	531	(2005-06)	281	(2005-06)	250	(2005-06)
	FEWEST	217	(1979-80)	118	(1979-80)	99	(1979-80)
PP GOALS:	MOST	95	(2005-06)	48	(1989-90, 2005-06, 2007-08)	47	(2005-06)
	FEWEST	41	(2003-04)	19	(2003-04)	14	(1979-80)
OPP. PP GOALS:	MOST	107	(1992-93)	47	(1992-93)	60	(1992-93)
	FEWEST	40	(1999-00)	12	(1999-00)	26	(2000-01)
SH SITUATIONS:	MOST	493	(1992-93)	238	(2005-06)	260	(1992-93)
	FEWEST	248	(1979-80)	123	(1979-80)	125	(1979-80)
SH GOALS:	MOST	17	(2005-06)	8	(1985-86)	11	(2005-06)
	FEWEST	3	(1988-89, 1999-00)	1	(1988-89)	0	(1979-80)
OPP. SH GOALS:	MOST	18	(1988-89)	12	(1988-89)	9	(1980-81, 2000-01)
	FEWEST	1	(1979-80)	0	(1979-80, 2009-10)	1	(1979-80, 2010-11)
PIMS:	MOST	2354	(1992-93)	1213	(1989-90)	1353	(1992-93)
	FEWEST	799	(1999-00)	381	(2008-09)	417	(2010-11)
OPPONENT PIMS:	MOST	2244	(1992-93)	1017	(1989-90)	1258	(1987-88)
	FEWEST	756	(1979-80)	395	(1979-80)	361	(1979-80)

SPECIAL TEAMS HISTORY

Year	Power Play			NHL			Shorthanded			NHL			
	GF – Opp.	Pct.	Rank	GA – Opp.	Pct.	Rank	Year	GF – Opp.	Pct.	Rank	GA – Opp.	Pct.	Rank
1979-80	42 – 216	19.4%	15	64 – 249	74.3%	17	1995-96	67 – 372	18.0%	13	83 – 429	80.7%	19
1980-81	60 – 318	18.9%	18	80 – 328	75.6%	14	1996-97	58 – 321	18.1%	4	51 – 332	84.6%	10
1981-82	68 – 292	23.3%	10	78 – 283	72.4%	20	1997-98	50 – 378	13.2%	18	58 – 391	85.2%	12
1982-83	51 – 264	19.3%	20	70 – 293	76.1%	12	1998-99	42 – 382	11.0%	27	51 – 346	85.3%	12
1983-84	80 – 329	24.3%	5	68 – 301	77.4%	12	1999-00	58 – 342	17.0%	9	40 – 253	84.2%	15
1984-85	73 – 321	22.7%	10	62 – 324	80.9%	4	2000-01	72 – 382	18.8%	8	45 – 351	87.2%	2
1985-86	83 – 378	22.0%	11	72 – 376	80.9%	4	2001-02	63 – 391	16.1%	12	54 – 332	83.7%	20
1986-87	73 – 352	20.7%	11	71 – 336	78.9%	12	2002-03	58 – 420	13.8%	27	71 – 392	81.9%	22
1987-88	84 – 477	17.6%	17	67 – 426	84.3%	1	2003-04	41 – 384	10.7%	30	66 – 359	81.6%	25
1988-89	87 – 418	20.8%	10	70 – 377	81.4%	7	2005-06	95 – 531	17.9%	17	81 – 445	81.8%	19
1989-90	80 – 398	20.1%	13	74 – 401	81.5%	4	2006-07	67 – 447	15.0%	25	61 – 395	84.6%	6
1990-91	73 – 403	18.1%	15	72 – 369	80.5%	11	2007-08	79 – 420	18.8%	8	75 – 355	78.9%	26
1991-92	73 – 414	17.6%	15	86 – 396	78.3%	18	2008-09	70 – 374	18.7%	18	59 – 301	80.4%	19
1992-93	78 – 444	17.6%	19	107 – 493	78.3%	19	2009-10	56 – 332	16.9%	22	62 – 320	80.6%	19
1993-94	61 – 408	15.0%	23	88 – 416	78.8%	24	2010-11	55 – 346	15.9%	24	51 – 272	81.2%	20
1994-95	30 – 174	17.2%	14	37 – 185	80.0%	22	TL: 2027 – 11428	17.7%		2074 – 10826	80.8%		

SEASON RECORDS

LONGEST WIN STREAK

	9	OCT. 22 – NOV. 11, 2005; DEC. 31, 2005 – JAN. 19, 2006; MARCH 18 – APRIL 7, 2009
AT HOME	12	Feb. 20, – April 7, 2009
ON ROAD	6	Nov. 10 – Dec. 7, 1990

LONGEST UNBEATEN STREAK

	10	JAN. 20 – FEB. 10, 1982 (6W, 4T)
AT HOME	12	Feb. 20, – April 7, 2009
ON ROAD	8	Nov. 11 – Dec. 5, 1996 (4W, 4T)

LONGEST WINLESS STREAK

	14	JAN. 4 – FEB. 9, 1992 (8L, 6T); OCT. 10 – NOV. 13, 2009 (10L, 4OT)
AT HOME	13	Jan. 15 – March 10, 1985 (11L, 2T)
ON ROAD	15	Nov. 11, 1979 – Jan. 9, 1980 (11L, 4T) and Jan. 7, 2003 – March 2, 2003 (11L, 2T, 2 OTL)

LONGEST LOSING STREAK

	9	FEB. 19 – MARCH 8, 1983
AT HOME	7	Dec. 27, 2002 – Jan. 20, 2003
ON ROAD	13	Dec. 18, 1982 – Feb. 5, 1983

MOST CONSECUTIVE TIES

	3	MARCH 19 – 22, 1980 (ALL WERE 5-5 TIES)
AT HOME	7	Jan. 23 – March 18, 2002
ON ROAD	3	March 9 – 22, 1980

MOST CONSECUTIVE NON-TIE GAMES

	39	MARCH 16, 1985 – DEC. 14, 1985 (23W, 16L)
AT HOME	44	March 17, 1985 – March 22, 1986 (25W, 19L)
ON ROAD	34	Oct. 26, 1997 – April 19, 1998 (17W, 17L)

80-OR-MORE-POINT-MEN IN A SEASON

MOST	3	1979-80 (Mike Rogers 105, Blaine Stoughton 100, Mark Howe 80) 1992-93 (Geoff Sanderson 89, Andrew Cassels 86, Pat Verbeek 82)
FEWEST	0	1985-86, 1987-88, 1991-92, 1993-94, 1995-96, 1996-97, 1997-98, 1998-99, 1999-00, 2000-01, 2001-02, 2002-03, 2003-04, 2008-09, 2009-10, 2010-11

90-OR-MORE-POINT-MEN IN A SEASON

MOST	2	1979-80 (Mike Rogers 105, Blaine Stoughton 100)
FEWEST	0	1983-84, 1984-85, 1985-86, 1987-88, 1988-89, 1991-92, 1992-93, 1993-94, 1995-96, 1996-97, 1997-98, 1998-99, 1999-00, 2000-01, 2001-02, 2002-03, 2003-04, 2006-07, 2007-08, 2008-09, 2009-10, 2010-11

100-OR-MORE-POINT-MEN IN A SEASON

MOST	2	1979-80 (Mike Rogers 105, Blaine Stoughton 100)
FEWEST	0	1981-82, 1982-83, 1983-84, 1984-85, 1985-86, 1987-88, 1988-89, 1991-92, 1992-93, 1993-94, 1995-96, 1996-97, 1997-98, 1998-99, 1999-00, 2000-01, 2001-02, 2002-03, 2003-04, 2006-07, 2007-08, 2008-09, 2009-10, 2010-11

20-OR-MORE-GOAL-SCORERS IN A SEASON

MOST	8	1986-87 (Kevin Dineen 40, John Anderson 31, Ron Francis 30, Ray Ferraro 27, Sylvain Turgeon 23, Paul Lawless 22, Dean Evason 22, Stewart Gavin 20)
FEWEST	0	2003-04

30-OR-MORE-GOAL-SCORERS IN A SEASON

MOST	4	2005-06 (Eric Staal 45, Justin Williams 31, Rod Brind'Amour 31, Erik Cole 30)
FEWEST	0	1987-88, 1991-92, 1997-98, 1999-00, 2003-04

40-OR-MORE-GOAL-SCORERS IN A SEASON

MOST	2	1979-80 (Blaine Stoughton 56, Mike Rogers 44) 1980-81 (Blaine Stoughton 43, Mike Rogers 40) 1988-89 (Kevin Dineen 45, Ray Ferraro 41)
FEWEST	0	1984-85, 1987-88, 1991-92, 1996-97, 1997-98, 1998-99, 1999-00, 2001-02, 2002-03, 2003-04, 2006-07, 2007-08, 2009-10, 2010-11

50-OR-MORE-GOAL-SCORERS IN A SEASON

MOST	1	1979-80 (Blaine Stoughton 56) 1981-82 (Blaine Stoughton 52)
FEWEST	0	1980-81, 1982-83, 1983-84, 1984-85, 1985-86, 1986-87, 1987-88, 1988-89, 1989-90, 1990-91, 1991-92, 1992-93, 1993-94, 1995-96, 1996-97, 1997-98, 1998-99, 1999-00, 2000-01, 2001-02, 2002-03, 2003-04, 2005-06, 2006-07, 2007-08, 2008-09, 2009-10, 2010-11

40-OR-MORE-ASSIST-MEN IN A SEASON

MOST	4	1979-80 (Mike Rogers 61, Mark Howe 56, Dave Keon 52, Blaine Stoughton 44) 1985-86 (Dave Babych 55, Ron Francis 53, Ray Ferraro 47, John Anderson 45) 1988-89 (Ron Francis 48, Kevin Dineen 44, Dave Babych 41, Scott Young 40) 1989-90 (Ron Francis 69, Pat Verbeek 45, Kevin Dineen 41, Scott Young 40) 1992-93 (Andrew Cassels 65, Zarley Zalapski 51, Pat Verbeek 43, Geoff Sanderson 43)
FEWEST	0	1997-98, 1998-99, 2002-03, 2003-04

50-OR-MORE-ASSIST-MEN IN A SEASON

MOST	3	1979-80 (Mike Rogers 61, Mark Howe 56, Dave Keon 52)
FEWEST	0	1981-82, 1988-89, 1993-94, 1995-96, 1996-97, 1997-98, 1998-99, 2002-03, 2003-04, 2007-08, 2009-10, 2010-11

60-OR-MORE-ASSIST-MEN IN A SEASON

MOST	1	1979-80 (Mike Rogers 61), 1980-81 (Mike Rogers 65), 1983-84 (Ron Francis 60), 1986-87 (Ron Francis 63), 1989-90 (Ron Francis 69), 1990-91 (John Cullen 71: 63/Pitt., 8/HFD), 1992-93 (Andrew Cassels 65)
FEWEST	0	1981-82, 1982-83, 1984-85, 1985-86, 1987-88, 1988-89, 1991-92, 1993-94, 1995-96, 1996-97, 1997-98, 1998-99, 1999-00, 2000-01, 2001-02, 2002-03, 2003-04, 2006-07, 2007-08, 2009-10, 2010-11

100-PENALTY-MINUTE-MEN IN A SEASON

MOST	11	1990-91
FEWEST	0	1999-00, 2008-09, 2010-11

150-PENALTY-MINUTE-MEN IN A SEASON

MOST	5	1989-90, 1992-93
FEWEST	0	1979-80, 1999-00, 2001-02, 2002-03, 2006-07, 2007-08, 2008-09, 2009-10, 2010-11

200-PENALTY-MINUTE-MEN IN A SEASON

MOST	3	1992-93 (Nick Kypreos 325, Mark Janssens 237, Jim McKenzie 202)
FEWEST	0	1979-80, 1980-81, 1983-84, 1988-89, 1998-99, 1999-00, 2000-01, 2001-02, 2002-03, 2006-07, 2007-08, 2008-09, 2009-10, 2010-11

SINGLE GAME RECORDS

MOST GOALS SCORED

AT HOME	11	Feb. 12, 1984 — In an 11-0 win vs. Edmonton Oct. 19, 1985 — In an 11-6 win vs. Montreal Jan. 17, 1986 — In an 11-6 win vs. Quebec March 15, 1986 — In an 11-4 win vs. Chicago
ON ROAD	9	Nov. 27, 1985 — In a 9-0 win at Los Angeles March 30, 1989 — In a 9-5 win at Pittsburgh Oct. 8, 1989 — In a 9-6 win at Quebec March 7, 2009 — In a 9-3 win at Tampa Bay

MOST GOALS SCORED BY BOTH TEAMS

AT HOME	17	Oct. 19, 1985 — In an 11-6 win vs. Montreal Jan. 17, 1986 — In an 11-6 win vs. Quebec
ON ROAD	15	Feb. 22, 1982 — In an 8-7 loss at Minnesota Feb. 1, 1983 — In a 12-3 loss at Quebec Dec. 22, 1984 — In a 10-5 loss at Montreal Oct. 8, 1989 — In a 9-6 win at Quebec Jan. 18, 1993 — In an 8-7 loss vs. Winnipeg at Saskatoon

MOST SHOTS TAKEN

AT HOME	65	March 15, 1984 — In a 5-3 win vs. Toronto
ON ROAD	49	April 5, 1995 — In a 8-4 win at Pittsburgh Feb. 8, 2000 — In a 4-3 win at NY Islanders Dec. 16, 2001 — In a 7-0 win at Pittsburgh March 17, 2004 — In a 3-2 win at Chicago

MOST SHOTS ALLOWED

AT HOME	59	Nov. 2, 1982 — In a 7-6 loss vs. Minnesota
ON ROAD	60	Oct. 25, 2008 — In a 4-3 win at NY Islanders

MOST GOALS ALLOWED

AT HOME	10	Feb. 10, 1985 — In a 10-4 loss vs. Quebec March 5, 1992 — In a 10-4 loss vs. Quebec
ON ROAD	12	Feb. 1, 1983 — In a 12-3 loss at Quebec

LARGEST WINNING MARGIN

AT HOME	11 goals	Feb. 12, 1984 — In an 11-0 win vs. Edmonton
ON ROAD	9 goals	Nov. 27, 1985 — In a 9-0 win at Los Angeles

LARGEST LOSING MARGIN

AT HOME	9 goals	Nov. 12, 2005 — In a 9-0 loss vs. Atlanta
ON ROAD	9 goals	Dec. 6, 1982 — In an 11-2 loss at Montreal Feb. 1, 1983 — In a 12-3 loss at Quebec

NHL GAME RECORDS

MOST SHOTS ON GOAL BY BOTH TEAMS IN ONE GAME

AT HOME	91	Feb. 14, 1982 — Hartford had 40 shots, Islanders 51 in a 9-1 loss vs. NY Islanders March 7, 1982 — Hartford had 51 shots, Kings 40 in a 7-6 win vs. Los Angeles
ON ROAD	95	March 21, 1982 — Hartford had 44 shots, Flyers 51 in a 5-3 loss at Philadelphia

FEWEST SHOTS TAKEN

AT HOME	14	Jan. 28, 1995 — In a 2-1 loss vs. Florida Jan. 20, 2004 — In a 3-1 loss vs. Ottawa
ON ROAD	10	Jan. 30, 1999 — In a 3-1 win at Montreal

FEWEST SHOTS ALLOWED

AT HOME	10	March 26, 2000 — In a 4-1 win vs. NY Islanders March 22, 2007 — In a 4-3 win vs. Washington
ON ROAD	11	Dec. 16, 2001 — In a 7-0 win at Pittsburgh

FEWEST SHOTS ON GOAL BY BOTH TEAMS

AT HOME	33	Nov. 20, 1993 — Hartford took 20 shots, Sharks 13 in a 3-2 loss vs. San Jose
ON ROAD	35	March 8, 2001 — Carolina had 20 shots, Lightning 15 in a 1-0 loss at Tampa Bay

MOST PENALTY MINUTES

AT HOME	89	March 31, 1982 — In a 5-1 loss vs. Montreal (7 minors, 5 majors, 4 misconducts, 1 game misconduct)
ON ROAD	125	Oct. 12, 1992 — In a 6-2 loss at NY Rangers (15 minors, 5 majors, 4 misconducts, 2 game misconducts)

MOST PENALTY MINUTES BY AN OPPONENT

AT HOME	108	March 31, 1982 — In a 5-1 loss vs. Montreal (9 minors, 6 majors, 4 misconducts, 2 game misconducts)
ON ROAD	106	Jan. 11, 1982 — In a 6-2 loss at Quebec (6 minors, 5 majors, 7 misconducts)

MOST PENALTY MINUTES BY BOTH TEAMS

AT HOME	197	March 31, 1982 — In a 6-1 loss vs. Montreal. Hartford had 89 minutes, Canadiens 108
ON ROAD	222	Jan. 11, 1982 — In a 6-2 loss at Quebec. Hartford had 115 minutes, Nordiques 107

FEWEST PENALTY MINUTES

AT HOME	0	Nov. 10, 1999 — In a 2-0 loss vs. NY Islanders April 4, 2008 — In a 4-3 loss vs. Florida
ON ROAD	0	Jan. 26, 1980 — In a 3-2 loss at NY Islanders Nov. 24, 2008 — In a 3-2 loss at Florida

FEWEST PENALTY MINUTES BY AN OPPONENT

AT HOME	2	Nov. 24, 1979 — Quebec in a 5-3 win Nov. 30, 1979 — Pittsburgh in a 7-5 loss Jan. 24, 1980 — Montreal in a 7-2 win Feb. 8, 1980 — Colorado in a 4-4 tie April 6, 1980 — Detroit in a 5-3 loss March 18, 1980 — Montreal in a 9-3 loss Jan. 9, 1982 — Buffalo in a 3-2 win Nov. 26, 1982 — Chicago in a 4-3 win Dec. 10, 1998 — Boston in a 3-2 loss Jan. 4, 1999 — Ottawa in a 4-4 tie April 8, 2010 — Montreal in a 5-2 win
ON ROAD	0	Jan. 26, 1980 — NY Islanders in a 3-2 win Dec. 30, 1981 — Winnipeg in a 6-1 loss Jan. 8, 2009 — Florida in a 4-2 win

FEWEST PENALTY MINUTES BY BOTH TEAMS

AT HOME	4	Nov. 30, 1979 — Hartford and Pittsburgh each received a minor penalty in a 7-5 win April 6, 1980 — Hartford and Detroit each received a minor penalty in a 5-3 win Dec. 10, 1998 — Carolina and Boston each received a minor penalty in a 3-2 loss Nov. 10, 1999 — NY Islanders received two minor penalties while Carolina did not commit a penalty in a 2-0 loss
ON ROAD	0	Jan. 26, 1980 — Neither Hartford nor NY Islanders received a penalty in a 3-2 loss

MOST GOALS SCORED

FIRST PERIOD

AT HOME	7	Oct. 19, 1985 — In an 11-6 win vs. Montreal
ON ROAD	5	March 4, 2006 — In an 7-5 win at Pittsburgh April 6, 2010 — In an 8-5 win at Tampa Bay

SECOND PERIOD

AT HOME	7	April 4, 1980 — In a 9-2 win vs. Quebec
ON ROAD	6	March 7, 2009 — In a 9-3 win at Tampa Bay

THIRD PERIOD

AT HOME	6	Dec. 27, 1981 — In a 7-3 win vs. Toronto Jan. 11, 2007 — In a 6-4 win vs. Florida
ON ROAD	5	Oct. 25, 1983 — In an 8-5 win at Los Angeles Oct. 26, 1988 — In a 7-1 win at Buffalo

MOST GOALS ALLOWED

FIRST PERIOD

AT HOME	5	Dec. 26, 1981 — In a 9-6 loss vs. Boston March 15, 1988 — In an 8-6 loss vs. Calgary Oct. 9, 1993 — In a 5-2 loss vs. Philadelphia Nov. 12, 2005 — In a 9-0 loss vs. Atlanta
ON ROAD	6	Feb. 1, 1983 — In a 12-3 loss at Quebec

SECOND PERIOD

AT HOME	6	Jan. 29, 1991 — In an 8-1 loss vs. NY Islanders Dec. 26, 1998 — In a 6-3 loss vs. NY Rangers
ON ROAD	6	Jan. 30, 1996 — In an 8-2 loss at San Jose

THIRD PERIOD

AT HOME	6	Nov. 12, 1985 — In an 8-1 loss vs. Los Angeles
ON ROAD	7	Dec. 6, 1982 — In an 11-2 loss at Montreal

MOST GOALS SCORED BY BOTH TEAMS

FIRST PERIOD

AT HOME	9	Feb. 25, 1984 — Hartford 5 goals, Flyers 4 in a 9-7 win vs. Philadelphia Oct. 19, 1985 — Hartford scored 7 goals, Canadiens 2 in an 11-6 win vs. Montreal
ON ROAD	8	Jan. 2, 1983 — Hartford scored 3 goals, Sabres 5 in an 8-4 loss at Buffalo Dec. 9, 1989 — Hartford scored 6 goals, Devils 2 in a 7-3 win at New Jersey Nov. 1, 1991 — Hartford and Red Wings each scored 4 goals in an 8-5 loss at Detroit

SECOND PERIOD

AT HOME	8	Nov. 30, 1979 — Hartford scored 5 goals, Penguins 3 in a 7-5 win vs. Pittsburgh April 4, 1980 — Hartford scored 7 goals, Nordiques 1 in a 9-2 win vs. Quebec Dec. 26, 1980 — Hartford scored 4 goals, Penguins 4 in a 9-7 win vs. Pittsburgh Nov. 18, 1981 — Hartford scored 5 goals, Maple Leafs 3 in an 8-5 win vs. Toronto March 7, 1982 — Hartford scored 5 goals, Kings 3 in a 7-6 win vs. Los Angeles March 28, 1987 — Hartford scored 4 goals, Penguins 4 in a 5-4 win vs. Pittsburgh Oct. 22, 1988 — Hartford scored 4 goals, Flyers 4 in an 8-6 win vs. Philadelphia
ON ROAD	8	Jan. 18, 1993 — Hartford scored 5 goals, Jets 3 in an 8-7 loss vs. Winnipeg at Saskatoon

THIRD PERIOD

AT HOME	8	March 15, 1986 — Hartford scored 5 goals, Blackhawks 3 in an 11-4 win vs. Chicago
ON ROAD	7	Feb. 23, 1980 — Hartford scored 3 goals, Flames 4 in a 6-5 loss at Atlanta Feb. 22, 1982 — Hartford scored 3 goals, North Stars 4 in an 8-7 loss at Minnesota Dec. 6, 1982 — Hartford scored 0 goals, Canadiens 7 in an 11-2 loss at Montreal Oct. 25, 1983 — Hartford scored 5 goals, Kings 2 in an 8-5 win at Los Angeles Oct. 23, 1984 — Hartford scored 1 goal, Flames 6 in a 9-4 loss at Atlanta Dec. 1, 1984 — Hartford scored 2 goals, Nordiques 5 in an 8-4 loss at Quebec Dec. 22, 1984 — Hartford scored 3 goals, Canadiens 4 in a 10-5 loss at Montreal Dec. 4, 1985 — Hartford scored 3 goals, Flames 4 in an 8-5 loss at Calgary Feb. 27, 1992 — Hartford scored 4 goals, Penguins 3 in an 8-4 win at Pittsburgh

SINGLE PERIOD RESULTS

MOST SHOTS TAKEN

FIRST PERIOD

AT HOME	26	Feb. 26, 1989 — 8-6 win vs. Pittsburgh
ON ROAD	23	Dec. 28, 1995 — 9-4 loss at Pittsburgh Feb. 23, 1996 — 5-4 loss at Pittsburgh April 6, 2010 — 8-5 win at Tampa Bay

SECOND PERIOD

AT HOME	32	March 15, 1984 — 5-3 win vs. Toronto
ON ROAD	24	Dec. 13, 1991 — 8-4 win at Buffalo Oct. 22, 2005 — 4-0 win at Washington

THIRD PERIOD

AT HOME	24	Dec. 8, 1983 — 8-6 loss vs. Toronto April 7, 2009 — 9-0 loss vs. NY Islanders
ON ROAD	24	April 2, 2002 — 4-3 loss at Ottawa

OVERTIME

AT HOME	9	April 7, 2007 — 5-4 win vs. Florida
ON ROAD	10	March 5, 2004 — 3-2 win at Atlanta

MOST SHOTS ALLOWED

FIRST PERIOD

AT HOME	22	Feb. 15, 1983 — 5-2 loss vs. Los Angeles
ON ROAD	23	Nov. 7, 1982 — 6-2 loss at Washington Oct. 8, 1992 — 3-2 OT loss at Boston

SECOND PERIOD

AT HOME	24	Nov. 2, 1982 — 7-6 loss vs. Minnesota
ON ROAD	24	Feb. 27, 1982 — 7-1 loss at Washington April 13, 1992 — 6-3 loss at Boston Nov. 13, 1992 — 8-2 loss at Buffalo

THIRD PERIOD

AT HOME	28	Jan. 30, 1982 — 3-2 win vs. Boston
ON ROAD	24	Feb. 19, 1981 — 6-2 loss at Pittsburgh Feb. 15, 2000 — 5-1 loss at Ottawa

OVERTIME

AT HOME	7	Jan. 25, 2002 — 1-1 tie vs. Florida Feb. 21, 2003 — 2-2 tie vs. Florida Dec. 26, 2009 — 3-4 shootout loss vs. Philadelphia
ON ROAD	8	Dec. 12, 1997 — 3-2 loss at Buffalo

MOST SHOTS ON GOAL TAKEN BY BOTH TEAMS

FIRST PERIOD

AT HOME	41	Feb. 15, 1983 — Hartford had 19 shots, Kings 22 in a 5-2 loss vs. Los Angeles Feb. 25, 1984 — Hartford had 24 shots, Flyers 17 in a 9-7 win vs. Philadelphia
ON ROAD	36	Feb. 23, 1996 — Hartford had 23 shots, Penguins 13 in a 5-4 loss at Pittsburgh

SECOND PERIOD

AT HOME	39	March 15, 1984 — Hartford had 32 shots, Maple Leafs 7 in a 5-3 win vs. Toronto
ON ROAD	39	Dec. 10, 2001 — Carolina had 21 shots, Rangers 18 in a 4-3 OT win at NY Rangers

THIRD PERIOD

AT HOME	34	Oct. 11, 1986 — Hartford had 17 shots, Flames 17 in a 6-5 win vs. Calgary
ON ROAD	34	Nov. 5, 1980 — Hartford had 21 shots, Blues 13 in a 6-1 loss at St. Louis Oct. 28, 1983 — Hartford had 16 shots, Canucks 18 in a 5-4 OT loss at Vancouver Nov. 27, 1991 — Hartford had 16 shots, Flyers 18 in a 7-3 win at Philadelphia Feb. 6, 1992 — Hartford had 15 shots, Kings 19 in a 5-5 tie at Los Angeles

OVERTIME

AT HOME	13	April 7, 2007 — Carolina had 9 shots, Panthers 4 in a 5-4 win vs. Florida
ON ROAD	12	Jan. 7, 2003 — Carolina had 8 shots, Thrashers 4 in a 3-3 tie at Atlanta March 5, 2004 — Carolina had 10 shots, Thrashers 2 in a 3-2 OT win at Atlanta

FEWEST SHOTS TAKEN

FIRST PERIOD

AT HOME	1	March 19, 1991 — 1-1 tie vs. Boston; Nov. 26, 2008 — 1-3 loss vs. Philadelphia
ON ROAD	1	March 26, 1980 — 7-0 loss at Winnipeg; Nov. 15, 1990 — 4-2 win at New Jersey Nov. 22, 2006 — 4-2 loss at NY Islanders

SECOND PERIOD

AT HOME	2	Nov. 19, 1988 — 5-2 loss vs. Calgary; Nov. 30, 1988 — 6-3 loss vs. Montreal March 4, 1989 — 6-1 loss vs. Montreal; Jan. 28, 1992 — 4-3 loss vs. Minnesota
ON ROAD	0	March 8, 1984 — 3-2 loss at Montreal

THIRD PERIOD

AT HOME	1	Dec. 18, 2002 — 1-1 tie vs. Tampa Bay; Nov. 16, 2008 — 3-2 OT win vs. Tampa Bay
ON ROAD	0	Jan. 30, 1999 — 3-1 win at Montreal; Oct. 29, 2002 — 2-1 win at New Jersey March 6, 2006 — 2-1 loss at NY Rangers

FEWEST SHOTS ALLOWED

FIRST PERIOD

AT HOME	1	March 28, 2002 — 4-1 win vs. Philadelphia; March 22, 2007 — 4-3 win vs. Washington Feb. 20, 2009 — 4-1 win vs. Tampa Bay
ON ROAD	1	March 28, 1989 — 4-2 loss at Buffalo; March 21, 1999 — 3-2 OT loss at Dallas March 8, 2001 — 1-0 loss at Tampa Bay; Dec. 28, 2006 — 4-1 loss at Buffalo

SECOND PERIOD

AT HOME	2	Feb. 6, 1991 — 5-1 win vs. Edmonton; Nov. 20, 1993 — 3-2 loss vs. San Jose March 21, 2002 — 3-2 win vs. Florida; Nov. 27, 2005 — 5-2 loss vs. Atlanta April 7, 2009 — 9-0 win vs. NY Islanders
ON ROAD	2	Feb. 3, 1990 — 5-1 win at Quebec; Jan. 6, 1998 — 4-2 loss at NY Rangers Nov. 24, 2000 — 3-1 win at Boston; Feb. 7, 2001 — 2-1 OT win at Phoenix Dec. 15, 2002 — 2-1 loss at Minnesota; Jan. 15, 2004 — 5-4 loss at Tampa Bay

THIRD PERIOD

AT HOME	0	Dec. 11, 1985 — 3-1 loss vs. Montreal; March 29, 2003 — 3-1 loss vs. Buffalo
ON ROAD	0	Feb. 8, 2001 — 4-2 loss at Los Angeles; Feb. 3, 2004 — 3-1 loss at Colorado

FEWEST SHOTS ON GOAL TAKEN BY BOTH TEAMS

FIRST PERIOD

AT HOME	7	Nov. 24, 1979 — Hartford had 5 shots, Nordiques 2 in a 4-4 tie vs. Quebec Dec. 6, 1986 — Hartford had 2 shots, Red Wings 5 in a 4-1 loss vs. Detroit Oct. 23, 1993 — Hartford had 4 shots, Sabres 3 in a 3-3 tie vs. Buffalo Oct. 20, 1998 — Carolina had 4 shots, Canucks 3 in a 3-1 win vs. Vancouver Dec. 4, 1998 — Carolina had 3 shots, Penguins 4 in a 3-3 tie vs. Pittsburgh
ON ROAD	6	March 28, 1989 — Hartford had 5 shots, Sabres 1 in a 4-2 loss at Buffalo

SECOND PERIOD

AT HOME	8	March 25, 1989 — Hartford had 5 shots, Blues 3 in a 4-0 win vs. St. Louis Oct. 28, 2009 — Carolina had 5 shots, Blues 3 in a 5-2 loss vs. St. Louis Jan. 28, 2010 — Carolina had 5 shots, Islanders 3 in a 4-1 loss vs. NY Islanders
ON ROAD	8	March 13, 1990 — Hartford had 4 shots, Canucks 4 in a 1-0 win at Vancouver Feb. 26, 1999 — Carolina had 4 shots, Canucks 4 in a 1-0 loss at Vancouver Nov. 19, 1999 — Carolina had 3 shots, Capitals 5 in a 3-3 tie at Washington

THIRD PERIOD

AT HOME	7	Feb. 18, 1986 — Hartford had 5 shots, Canucks 2 in a 5-4 win vs. Vancouver Jan. 3, 1998 — Carolina had 2 shots, Stars 5 in a 6-1 loss vs. Dallas
ON ROAD	5	Oct. 6, 1982 — Hartford had 4 shots, Canadiens 1 in a 2-1 loss at Montreal

SINGLE PERIOD RESULTS

RAPID SCORING RECORDS

FASTEST GOALS

Two	6 seconds	March 28, 1987 — Sylvain Turgeon scored twice (13:59 and 14:05) in the second period of a 5-4 win vs. Pittsburgh.
Three	1 minute, 3 seconds	Jan. 4, 1987 — Stewart Gavin (14:08), Paul Lawless (14:15) and Dave Babych (15:11) scored first period goals in an 8-3 win vs. Toronto.
Four	2 minutes, 28 seconds	Feb. 26, 1989 — Jody Hull (18:52) and Brian Lawton (19:20) scored at end of the first period, and Ron Francis (0:27) and Jody Hull (1:20) scored at the beginning of the second period in an 8-6 win vs. Pittsburgh.
Five	7 minutes, 32 seconds	Oct. 25, 1983 — Sylvain Turgeon (2:24), Bob Crawford (2:52), Ron Francis (4:59) and Blaine Stoughton (9:06 and 9:56) scored third period goals in an 8-5 win at Los Angeles.

FASTEST GOALS BY OPPOSITION

Two	8 seconds	Dec. 23, 1980 — Bill Derlago (1:44) and John Anderson (1:52) scored the first two goals of the game for the Maple Leafs in a 7-2 win at Toronto.
Three	45 seconds	March 25, 1981 — Wayne Gretzky (19:04), Mark Messier (19:18) and Glenn Anderson (19:49) scored third period goals for the Oilers in a 7-2 loss vs. Edmonton. (All three goals were scored after Hartford goalie Mike Veisor had been removed for an extra attacker.)
Four	1 minutes, 33 seconds	Nov. 21, 1992 — Andrei Kovalenko (4:01), Gino Cavallini (4:48), Bill Lindsay (5:18) and Claude Lapointe (5:34) scored second period goals for the Nordiques in an 8-2 loss at Quebec.
Five	3 minutes, 23 seconds	Dec. 6, 1982 — Mark Napier (11:44), Pierre Mondou (12:07), Ryan Walter (13:33), Guy Lafleur (14:08) and Keith Acton (15:07) scored third period goals for the Canadiens in an 11-2 loss at Montreal.

FASTEST GOALS BY BOTH TEAMS

Two	4 seconds	Jan. 19, 1980 — Chicago's Bob Murray (19:50) and Hartford's Jody Douglas (19:54) scored third period goals in a 5-3 win at Chicago.
Three	32 seconds	March 28, 1987 — Pittsburgh's Mario Lemieux (13:33) and Hartford's Sylvain Turgeon (13:59 and 14:05) scored second period goals in a 5-4 win vs. Pittsburgh.
Four	1 minute, 15 seconds	April 10, 1994 — Tampa Bay's John Tucker (3:11), Denis Savard (3:30 and 3:58) and Hartford's Robert Kron (4:26) scored first period goals in a 6-4 win vs. Tampa Bay.
Five	2 minutes, 34 seconds	April 10, 1994 — Tampa Bay's John Tucker (3:11), Denis Savard (3:30 and 3:58) and Hartford's Robert Kron (4:26) and Jocelyn Lemieux (5:45) scored first period goals in a 6-4 win vs. Tampa Bay.

FASTEST GOAL AT THE START OF A PERIOD

FIRST PERIOD

HARTFORD/CAROLINA OPPONENTS	9 seconds	Shane Willis, Nov. 12, 2000 in a 4-0 win vs. Ottawa
	7 seconds	Dave (Tiger) Williams, Feb. 14, 1987 in a 5-2 loss at Los Angeles

SECOND PERIOD

HARTFORD/CAROLINA OPPONENTS	10 seconds	Randy Cunneynworth, Feb. 18, 1990 in a 6-4 win at Buffalo
	6 seconds	Barry Pederson, Nov. 12, 1986 in a 4-3 win at Vancouver

THIRD PERIOD

HARTFORD/CAROLINA OPPONENTS	8 seconds	Ron Francis, Feb. 12, 1984 in an 11-0 win vs. Edmonton
	*4 seconds	Denis Savard, Jan. 12, 1986 in a 4-3 loss vs. Chicago (*This tied an NHL record for the fastest goal at the start of a period.)

OVERTIME

HARTFORD/CAROLINA OPPONENTS	16 seconds	Jeff O'Neill, Jan. 28, 2000 in a 4-3 win vs. New Jersey
	9 seconds	Kelly Miller, Jan. 16, 1999 in a 3-2 loss vs. Washington

TEAM HAT TRICKS

SCORER	DATE	OPP.	GOALTENDER(S)	SCORER	DATE	OPP.	GOALTENDER(S)
1. Blaine Stoughton	11/21/79	Buffalo	Don Edwards	56. Geoff Sanderson (2)	2/21/93	Pittsburgh	Tom Barrasso
2. Jordy Douglas	1/17/80	Pittsburgh	Greg Millen	57. Pat Verbeek (2)	2/28/93	NY Islanders	Mark Fitzpatrick
3. Mike Rogers	1/30/80	Boston	Gerry Cheevers	58. Michael Nylander	4/7/93	at Ottawa	Dan Berthiaume
4. Jordy Douglas (2)*	2/3/80	NY Islanders	Glenn Resch	59. Pat Verbeek (3)	10/14/93	at Chicago	E. Belfour (2)/J. Hackett (1)
5. Mark Howe	10/9/80	at St. Louis	Mike Liut	60. Pat Verbeek (4)	12/7/93	at Washington	R. Tabaracci (2)/D. Beaupre (1)
6. Mike Rogers (2)	11/26/80	Winnipeg	P. Hamel (1)/L. Middlebrook (2)	61. Geoff Sanderson (3)	2/15/95	Montreal	Patrick Roy
7. Mike Rogers (3)	12/3/80	at Vancouver	Richard Brodeur	62. Steve Rice	3/29/95	at Florida	J. Vanbiesbrouck (2)/M. Fitzpatrick (1)
8. Mike Rogers (4)	1/28/81	Colorado	Al Smith (2)/ENG (1)	63. Igor Chibirev	4/5/95	at Pittsburgh	Wendell Young
9. Warren Miller	2/8/81	at Philadelphia	Phil Myre	64. Geoff Sanderson (4)	12/28/95	at Pittsburgh	Ken Wregget
10. Dave Debol	3/10/81	at Detroit	Gilles Gilbert	65. Brendan Shanahan	2/23/96	at Pittsburgh	Ken Wregget
11. Rick Meagher	10/17/81	Detroit	C. Micallef (2)/G. Gilbert (1)	66. Geoff Sanderson (5)	3/2/96	Florida	John Vanbiesbrouck
12. Blaine Stoughton (2)	12/27/81	Toronto	Michel Larocque	67. Jeff O'Neill	1/31/97	Anaheim	Guy Hebert
13. Blaine Stoughton (3)	1/3/82	Pittsburgh	Paul Harrison	68. Kent Manderville	3/12/97	Boston	Jim Carey (2)/ENG (1)
14. Doug Sulliman	1/25/82	at Chicago	Warren Skorodenski	69. Sami Kapanen	11/12/97	at Edmonton	Curtis Joseph
15. Blaine Stoughton (4)	3/7/82	Los Angeles	Doug Keans	70. Sami Kapanen (2)	3/15/98	Edmonton	Curtis Joseph
16. Pierre Larouche	10/16/82	Vancouver	Richard Brodeur	71. Gary Roberts	4/9/98	Toronto	Glenn Healy
17. Blaine Stoughton (5)	12/11/82	Philadelphia	Pelle Lindbergh	72. Bates Battaglia	3/8/00	Chicago	Jocelyn Thibault (2)/ENG (1)
18. Mark Johnson	2/12/83	at NY Islanders	Billy Smith (2)/ENG (1)	73. Rod Brind'Amour	1/7/01	NY Islanders	Wade Flaherty
19. Blaine Stoughton (6)	2/13/83	Toronto	Mike Palmateer	74. Shane Willis	2/21/01	Atlanta	Damian Rhodes
20. Ron Francis	3/6/83	Quebec	Dan Bouchard	75. Sandis Ozolinsh (2)	3/4/01	at Chicago	Jocelyn Thibault
21. Mark Johnson (2)	12/3/83	St. Louis	Rick Heinz	76. Sami Kapanen (3)	11/27/01	at Toronto	Curtis Joseph
22. Ron Francis (2)*	2/12/84	Edmonton	G. Fuhr (2)/A. Moog (1)	77. Erik Cole	12/21/01	Atlanta	Milan Hnilecka
23. Greg Malone	2/12/84	Edmonton	G. Fuhr (2)/A. Moog (1)	78. Erik Cole (2)	11/23/02	at Montreal	Jose Theodore
24. Torrie Robertson	3/4/84	Boston	Doug Keans	79. Jan Hlavac	11/29/02	Detroit	Jose Joseph
25. Tony Currie	3/25/84	Quebec	Clint Malarchuk	80. Josef Vasicek	10/28/03	San Jose	Vesa Toskala
26. Ron Francis (3)	1/8/85	at Toronto	Rick St. Croix	81. Radim Vrbata	11/29/03	Pittsburgh	Sebastian Caron
27. Mark Johnson (3)	1/26/85	at Boston	Pete Peeters	82. Jeff O'Neill (2)	1/16/04	Atlanta	Byron Dafoe
28. Sylvain Turgeon	3/3/85	Vancouver	Frank Caprice	83. Eric Staal	10/28/05	Philadelphia	Antero Niittymaki
29. Ray Ferraro	3/23/85	Boston	Doug Keans	84. Kevyn Adams	11/17/05	NY Rangers	Henrik Lundqvist
30. Ray Ferraro (2)	3/29/85	Edmonton	G. Fuhr (1)/A. Moog (2)	85. Kevyn Adams (2)	12/6/05	at Anaheim	J.S. Giguere
31. Ron Francis (4)	10/19/85	Montreal	Patrick Roy	86. Eric Staal (2)	1/15/06	St. Louis	Curtis Sanford
32. Ron Francis (5)	11/23/85	Winnipeg	D. Bouchard (2)/B. Hayward (1)	87. Erik Cole (3)	1/31/06	at Montreal	Jose Theodore
33. Paul Lawless	12/13/85	at Buffalo	Tom Barrasso	88. Justin Williams	10/16/06	at Tampa Bay	Marc Denis (2)/Johan Holmqvist (1)
34. Sylvain Turgeon (2)	12/18/85	Calgary	Rejean Lemelin	89. Erik Cole (4)	11/9/06	Washington	Brent Johnson
35. Dean Evason	1/7/86	at Calgary	Rejean Lemelin	90. Eric Staal (3)	11/18/06	Dallas	Marty Turco (2)/ENG (1)
36. Kevin Dineen	1/7/86	at Calgary	Rejean Lemelin	91. Ray Whitney	2/8/07	at Boston	Tim Thomas
37. John Anderson	3/18/86	at Detroit	Greg Stefan (2)/ENG (1)	92. Rod Brind'Amour (2)	10/27/07	at NY Islanders	Rick Dipietro (2)/Wade Dubielewicz (1)
38. Kevin Dineen (2)	12/21/86	at NY Rangers	John Vanbiesbrouck	93. Cory Stillman	11/5/07	Washington	Olaf Kolzig
39. Ray Ferraro (3)	2/18/87	at New Jersey	Alan Chevrier	94. Eric Staal (4)	1/18/08	Edmonton	Mathieu Garon (2)/Dwayne Roloson (1)
40. Sylvain Turgeon (3)	3/28/87	Pittsburgh	Pat Riffin	95. Joe Corvo	3/16/08	Ottawa	Martin Gerber
41. Ron Francis (6)	11/18/87	Buffalo	D. Puppa (2)/J. Cloutier (1)	96. Chad LaRose	4/2/08	Tampa Bay	Mike Smith
42. Ray Ferraro (4)	11/26/88	at Quebec	Mario Gosselin	97. Eric Staal (5)	11/21/08	Phoenix	Ilya Bryzgalov
43. Ron Francis (7)	1/27/89	at New Jersey	Craig Billington	98. Eric Staal (6)	12/26/08	at Atlanta	Johan Hedberg
44. John Anderson (2)	2/11/89	Winnipeg	Daniel Berthiaume	99. Matt Cullen	2/22/09	Colorado	Andrew Raycroft (2)/ENG (1)
45. Jody Hull	2/26/89	Pittsburgh	T. Barrasso (1)/W. Young (2)	100. Ray Whitney (2)	3/6/09	Calgary	Curtis McElhinney
46. Kevin Dineen (3)	3/8/89	Edmonton	Bill Ranford (2)/ENG (1)	101. Eric Staal (7)*	3/7/09	at Tampa Bay	Mike McKenna (2)/Kari Ramo (2)
47. Ron Francis (8)	10/8/89	at Quebec	R. Tugnutt (1)/S. Fiset (1)/ENG (1)	102. Eric Staal (8)	4/7/09	NY Islanders	Yann Danis (1)/Joey MacDonald (2)
48. Kevin Dineen (4)	11/4/89	Los Angeles	Kelly Hrudey	103. Erik Cole (5)	12/5/09	Vancouver	Andrew Raycroft (2)/ENG (1)
49. Ray Ferraro (5)	12/9/89	New Jersey	S. Burke (2)/C. Terreri (1)	104. Tuomo Ruutu	12/16/09	Dallas	Marty Turco (2)/ENG (1)
50. Kevin Dineen (5)	3/6/90	at NY Islanders	Mark Fitzpatrick	105. Eric Staal (9)	1/21/10	at Atlanta	Ondrej Pavelec (2)/ENG (1)
51. Ron Francis (9)	2/13/91	Detroit	Tim Cheveldae	106. Eric Staal (10)	4/8/10	Montreal	Jaroslav Halak (2)/ENG (1)
52. Murray Craven	12/7/91	Buffalo	Clint Malarchuk	107. Eric Staal (11)	11/17/10	Ottawa	Brian Elliott (2)/Pascal Leclaire (1)
53. John Cullen	2/4/92	at San Jose	Jeff Hackett	108. Eric Staal (12)	12/18/10	Anaheim	Jonas Hiller
54. Geoff Sanderson	11/28/92	Boston	Rejean Lemelin				
55. Pat Verbeek	2/20/93	Edmonton	Bill Ranford				

*Indicates a 4-goal game • ENG = Empty Net Goal

HAT TRICKS

OPPONENTS' HAT TRICKS

SCORER	TEAM	DATE	GOALTENDER
Bill Harris	at NY Islanders	10/20/79	John Garrett
Wilf Paiement	at Colorado	12/15/79	John Garrett
Steve Shutt*	Montreal	1/24/80	John Garrett
Peter McNab	Boston	2/27/80	John Garrett (2)/Al Smith (1)
Dave Christian	at Winnipeg	3/26/80	Al Smith
Dennis Maruk	Washington	11/15/80	John Garrett
Anders Hedberg	at NY Rangers	11/16/80	Ken Holland
Ron Sedlbauer	at Chicago	11/23/80	Mike Veisor
Darryl Sittler*	at Toronto	1/24/81	John Garrett
Reggie Leach	at Philadelphia	2/8/81	John Garrett
Kent Nilsson	at Calgary	2/27/81	John Garrett
Glenn Anderson	Edmonton	3/25/81	Mike Veisor (2)/ENG (1)
Mario Tremblay	Montreal	10/15/81	Greg Millen
Doug Risebrough	at Montreal	11/29/81	Greg Millen
Don Marcotte	Boston	12/26/81	Greg Millen
Doug Shedden	at Pittsburgh	1/2/82	John Garrett
Wayne Gretzky	at Edmonton	2/19/82	Greg Millen
Chris Valentine*	at Washington	2/27/82	Greg Millen
Pierre Mondou	at Montreal	3/30/82	Greg Millen
Barry Pederson	at Boston	4/4/82	Greg Millen
Steve Tambellini	at New Jersey	12/3/82	Greg Millen
Ryan Walter	Montreal	12/8/82	Mike Veisor
Darcy Rota	Vancouver	1/6/83	Greg Millen
Darryl Sittler (2)	Philadelphia	1/8/83	Greg Millen
Ivan Boldirev	at Detroit	2/20/83	Greg Millen
Matt Pavelich**	at NY Rangers	2/23/83	Greg Millen
Dale Hawerchuk	at Winnipeg	2/25/83	Mike Veisor
Michel Goulet	at Quebec	3/5/83	Greg Millen (2)/Mike Veisor (1)
Peter Stastny	Quebec	3/6/83	Greg Millen
Wayne Gretzky (2)	Edmonton	3/8/83	Mike Veisor
Barry Pederson (2)	at Boston	3/26/83	Mike Veisor
Bernie Nicholls	at Los Angeles	10/25/83	Mike Veisor
Mike Bossy	at NY Islanders	11/15/83	Greg Millen
Darcy Rota (2)	Vancouver	11/30/83	Greg Millen
Rick Vaive	Toronto	12/8/83	Ed Staniowski (2)/Greg Millen (1)
Marcel Dionne	Los Angeles	12/30/83	Greg Millen (2)/Ed Staniowski (1)
Wayne Gretzky (3)	at Edmonton	1/7/84	Greg Millen (2)/ENG (1)
Tony Tanti	at Vancouver	1/15/84	Greg Millen
Glenn Anderson* (2)	at Edmonton	3/21/84	Greg Millen (3)/ENG (1)
Steve Tambellini (2)	at Calgary	10/23/84	Greg Millen
Tony McKegney	Quebec	10/31/84	Greg Millen
Marian Stastny	at Quebec	12/1/84	Greg Millen
Mats Naslund*	at Montreal	12/3/84	Steve Weeks
Kent Nilsson (2)	Calgary	2/6/85	Steve Weeks
Doug Gilmour	St. Louis	2/23/86	Mike Liut
Mark Hunter	St. Louis	2/23/86	Mike Liut
Michel Goulet (2)	Quebec	3/8/86	Mike Liut
Charlie Simmer	at Boston	12/18/86	Steve Weeks
Michel Goulet (3)	at Quebec	12/27/87	Mike Liut
Sergio Momesso	Montreal	2/3/88	Mike Liut
Hakan Loob	Calgary	3/15/88	Mike Liut (2)/Richard Brodeur (1)
Jiri Hrdina*	at Calgary	11/7/88	Mike Liut
Mike Foligno	Buffalo	1/31/89	Peter Sidorkiewicz
Brent Ashton	at Winnipeg	2/19/89	Peter Sidorkiewicz
Mark Messier*	at Edmonton	2/21/89	Mike Liut
Dino Ciccarelli*	Washington	3/18/89	Mike Liut
Mario Lemieux*	at Pittsburgh	3/30/89	Kay Whitmore
Joe Sakic	at Quebec	10/8/89	Kay Whitmore
Denis Savard	at Chicago	12/30/89	Peter Sidorkiewicz

SCORER	TEAM	DATE	GOALTENDER
Gary Leeman	Toronto	3/8/90	Peter Sidorkiewicz
Stephane Richer	Montreal	3/24/90	Peter Sidorkiewicz
Pierre Turgeon	at Buffalo	10/28/90	Peter Sidorkiewicz
David Volek	at NY Islanders	12/20/90	Peter Sidorkiewicz
David Gagner	Minnesota	12/23/90	Daryl Reaugh
Brett Hull	at St. Louis	11/9/91	Kay Whitmore
Luc Robitaille*	at Los Angeles	2/6/92	Kay Whitmore
Paul Broten	at NY Rangers	3/1/92	Kay Whitmore
Mats Sundin**	Quebec	3/5/92	Peter Sidorkiewicz(3)/Kay Whitmore (2)
Al MacInnis	at Calgary	3/16/92	Kay Whitmore
Kevin Stevens*	Pittsburgh	10/17/92	Sean Burke (2)/Frank Pietrangelo (2)
Benoit Hogue	at NY Islanders	10/24/92	Sean Burke
Dave Andreychuk*	at Buffalo	11/13/92	Sean Burke (3)/Frank Pietrangelo (1)
Vincent Damphousse	Montreal	11/25/92	Sean Burke
Kevin Miller	at St. Louis	12/1/92	Frank Pietrangelo (2)/Sean Burke (1)
Rob Gaudreau	at San Jose	12/3/92	Sean Burke
Dimitri Khristich	at Washington	3/19/93	Mario Gosselin (2)/ENG (1)
Rick Tocchet	at Pittsburgh	4/1/93	Frank Pietrangelo (2)/Mario Gosselin (1)
Joel Otto	Calgary	11/3/93	Frank Pietrangelo
Igor Larionov	at San Jose	1/15/94	Sean Burke
Luc Robitaille* (2)	at Pittsburgh	2/16/95	Jeff Reese
Brian Noonan	NY Rangers	3/1/95	Jeff Reese (2)/ENG (1)
Peter Bondra	at Washington	4/21/95	Sean Burke
Daniel Alfredsson	Ottawa	11/2/95	Sean Burke
Kevin Miller (2)	at San Jose	1/30/96	Sean Burke
Vincent Damphousse	at Montreal	1/6/97	Jason Muzzatti (2)
Derek King	NY Islanders	1/24/97	Sean Burke
Randy McKay	at New Jersey	3/13/97	Jason Muzzatti
Steve Heinze	at Boston	12/6/97	Trevor Kidd
Darryl Sydor	Dallas	1/3/98	Pat Jablonski
Vladimir Malakhov	Montreal	2/1/98	Kirk McLean (2)
Pat Verbeek	at Dallas	3/20/98	Trevor Kidd (2)/Kirk McLean (1)
Wendel Clark	Tampa Bay	12/30/98	Arturs Irbe
Peter Bondra (2)	at Washington	2/5/99	Trevor Kidd
Sergei Berezin	at Toronto	2/10/99	Arturs Irbe
Brian Savage	at Montreal	10/21/00	Arturs Irbe
Bill Guerin	Boston	1/2/02	Tom Barrasso (2)/ENG (1)
Martin St. Louis	at Tampa Bay	1/30/03	Kevin Weekes
Bryan Smolinski	at Los Angeles	2/7/03	Kevin Weekes (2)/Arturs Irbe (1)
Robert Lang	at Washington	11/12/03	Kevin Weekes (1)/Jamie Storr (2)
Martin St. Louis (2)	at Tampa Bay	1/15/04	Kevin Weekes (1)/Jamie Storr (2)
Ladislav Nagy	at Phoenix	12/3/05	Cam Ward (2)/Martin Gerber (1)
Mark Recchi	at Pittsburgh	3/4/06	Cam Ward
Brad Boyes	at Boston	3/18/06	Cam Ward
Alexander Semin	at Washington	10/7/06	Cam Ward
Martin St. Louis (3)	at Tampa Bay	10/26/06	Cam Ward
Vincent Lecavalier	at Tampa Bay	11/14/07	John Grahame
Daniel Briere	Philadelphia	11/21/07	Cam Ward
Joffery Lupul	at Philadelphia	12/15/07	John Grahame
Scott Hartnell	at Philadelphia	12/11/08	Michael Leighton
Brian Little	at Atlanta	12/26/08	Cam Ward
Jason Blake	Toronto	1/15/09	Cam Ward
Ryan Malone	at Tampa Bay	10/10/09	Cam Ward (2)/ENG (1)
Alexei Kovalev	at Ottawa	12/12/09	Manny Legace (2)/ENG (1)
Curtis Glencross	at Calgary	2/3/10	Cam Ward (2)/ENG (1)
Jeff Carter	Philadelphia	11/11/10	Cam Ward
Zdeno Chara	at Boston	1/17/11	Cam Ward (1)/Justin Peters (2)

*Indicates a 4-goal game • **Indicates a 5-goal game • ENG = Empty Net Goal

NHL TEAM SHUTOUTS

GOALTENDER	DATE	OPPONENT	SAVES	SCORE	GOALTENDER	DATE	OPPONENT	SAVES	SCORE
1. Al Smith	11/17/79	Edmonton	23	3-0	57. Trevor Kidd (4)	11/25/98	San Jose	36	3-0
2. Al Smith (2)	2/29/80	St. Louis	14	3-0	58. Arturs Irbe (3)	12/12/98	Detroit	35	3-0
3. Mike Veisor	10/22/80	Colorado	26	3-0	59. Arturs Irbe (4)	12/15/98	Edmonton	29	3-0
4. Mike Veisor (2)	12/17/82	at Winnipeg	33	2-0	60. Arturs Irbe (5)	12/23/98	at NY Rangers	29	1-0
5. Greg Millen	3/10/83	at New Jersey	23	3-0	61. Trevor Kidd (5)	1/31/99	at Boston	36	0-0
6. Greg Millen (2)	10/19/83	Washington	22	3-0	62. Arturs Irbe (6)	4/14/99	Washington	19	3-0
7. Greg Millen (3)	2/12/84	Edmonton	28	11-0	63. Arturs Irbe (7)	10/7/99	at Philadelphia	30	2-0
8. Greg Millen (4)	11/10/84	at Quebec	27	1-0	64. Eric Fichaud	10/30/99	at NY Islanders	24	4-0
9. Steve Weeks	2/14/85	at New Jersey	19	4-0	65. Arturs Irbe (8)	11/20/99	Dallas	24	1-0
10. Steve Weeks (2)	3/16/85	at St. Louis	28	5-0	66. Arturs Irbe (9)	1/9/00	NY Rangers	30	1-0
11. Mike Liut	4/4/85	Washington	40	2-0	67. Arturs Irbe (10)	3/21/00	at New Jersey	22	5-0
12. Mike Liut (2)	11/27/85	at Los Angeles	30	9-0	68. Arturs Irbe (11)	4/2/00	Philadelphia	31	1-0
13. Steve Weeks (3)	1/20/86	at NY Rangers	19	5-0	69. Arturs Irbe (12)	11/12/00	Ottawa	29	4-0
14. Mike Liut (3)	3/26/86	Montreal	30	3-0	70. Arturs Irbe (13)	11/16/00	Ottawa	27	1-0
15. Mike Liut (4)	11/21/86	St. Louis	22	4-0	71. Arturs Irbe (14)	11/30/00	Philadelphia	25	2-0
16. Mike Liut (5)	11/26/86	Buffalo	24	3-0	72. Arturs Irbe (15)	1/14/01	Anaheim	27	4-0
17. Mike Liut (6)	12/23/86	Boston	23	2-0	73. Arturs Irbe (16)	3/15/01	Washington	25	3-0
18. Steve Weeks (4)	1/24/87	at Toronto	18	3-0	74. Arturs Irbe (17)	3/21/01	Buffalo	26	1-0
19. Mike Liut (7)	3/13/87	at Winnipeg	36	3-0	75. Arturs Irbe (18)	10/7/01	Dallas	32	3-0
20. Mike Liut (8)	11/11/87	Montreal	24	0-0	76. Tom Barrasso	11/4/01	Phoenix	28	1-0
21. Mike Liut (9)	1/23/88	Minnesota	33	5-0	77. Tom Barrasso (2)	12/16/01	at Pittsburgh	11	7-0
22. Mike Liut (10)	10/29/88	New Jersey	29	3-0	78. Arturs Irbe (19)	1/15/02	Minnesota	22	2-0
23. Peter Sidorkiewicz	12/6/88	Buffalo	31	9-0	79. Arturs Irbe (20)	3/30/02	at Boston	30	2-0
24. Peter Sidorkiewicz (2)	1/23/89	at Quebec	27	5-0	80. Kevin Weekes	11/7/02	Buffalo	26	2-0
25. Peter Sidorkiewicz (3)	3/3/89	Toronto	21	3-0	81. Kevin Weekes (2)	12/22/02	Dallas	28	1-0
26. Peter Sidorkiewicz (4)	3/25/89	St. Louis	29	4-0	82. Kevin Weekes (3)	3/6/03	at Pittsburgh	21	4-0
27. Mike Liut (11)	10/25/89	Quebec	22	2-0	83. Kevin Weekes (4)	3/7/03	Minnesota	22	1-0
28. Mike Liut (12)	10/28/89	at Boston	25	1-0	84. Kevin Weekes (5)	3/15/03	Los Angeles	23	0-0
29. Mike Liut (13)	11/14/89	at Detroit	26	3-0	85. Kevin Weekes (6)	10/23/03	at Boston	18	2-0
30. Peter Sidorkiewicz (5)	3/13/90	at Vancouver	18	1-0	86. Kevin Weekes (7)	10/28/03	San Jose	28	3-0
31. Daryl Reaugh	12/22/90	Philadelphia	26	1-0	87. Kevin Weekes (8)	11/23/03	Tampa Bay	21	0-0
32. Peter Sidorkiewicz (6)	2/2/91	at Philadelphia	20	2-0	88. Kevin Weekes (9)	11/26/03	NY Islanders	28	2-0
33. Kay Whitmore (1)	10/23/91	San Jose	33	3-0	89. Kevin Weekes (10)	1/6/03	St. Louis	19	2-0
34. Peter Sidorkiewicz (7)	2/22/92	Quebec	30	4-0	90. Kevin Weekes (11)	1/27/04	at Toronto	32	2-0
35. Peter Sidorkiewicz (8)	3/3/92	Boston	21	4-0	91. Ward/Gerber	10/22/05	at Washington	1/17	4-0
36. Kay Whitmore (2)	3/11/92	Los Angeles	21	4-0	92. Martin Gerber	11/5/05	Florida	27	2-0
37. Kay Whitmore (3)	3/13/92	at Winnipeg	40	1-0	93. Martin Gerber (2)	11/11/05	at Florida	26	1-0
38. Jeff Reese	11/27/93	Florida	31	4-0	94. Martin Gerber (3)	1/7/06	at NY Islanders	30	3-0
39. Sean Burke	1/5/94	Winnipeg	20	4-0	95. Cam Ward	11/9/06	Washington	20	5-0
40. Sean Burke (2)	1/8/94	NY Islanders	28	6-0	96. Cam Ward (2)	3/9/07	at Washington	25	3-0
41. Sean Burke (3)	10/7/95	NY Rangers	37	2-0	97. Cam Ward (3)	11/5/07	Washington	35	5-0
42. Jeff Reese (2)	11/24/95	at Toronto	30	4-0	98. Cam Ward (4)	12/3/07	at NY Rangers	28	4-0
43. Sean Burke (4)	1/3/96	Washington	33	2-0	99. Cam Ward (5)	1/8/08	at Boston	19	1-0
44. Sean Burke (5)	1/16/96	Vancouver	25	3-0	100. Cam Ward (6)	3/12/08	at Chicago	25	3-0
45. Jason Muzzatti	4/4/96	at New Jersey	40	1-0	101. Cam Ward (7)	10/30/08	at St. Louis	19	1-0
46. Sean Burke (6)	4/13/96	Boston	34	2-0	102. Cam Ward (8)	1/19/09	at Toronto	35	2-0
47. Sean Burke (7)	10/5/96	Phoenix	30	1-0	103. Cam Ward (9)	1/31/09	Atlanta	19	2-0
48. Sean Burke (8)	2/22/97	Washington	28	2-0	104. Cam Ward (10)	2/15/09	at Buffalo	36	3-0
49. Sean Burke (9)	3/5/97	Calgary	30	2-0	105. Cam Ward (11)	3/9/09	NY Rangers	28	3-0
50. Sean Burke (10)	3/7/97	Montreal	26	2-0	106. Cam Ward (12)	4/7/09	NY Islanders	12	9-0
51. Sean Burke (11)	11/28/97	Tampa Bay	27	2-0	107. Manny Legace	3/7/10	at Atlanta	27	4-0
52. Trevor Kidd	4/1/98	at New Jersey	37	4-0	108. Cam Ward (13)	11/26/10	at Boston	37	3-0
53. Trevor Kidd (2)	4/4/98	at Montreal	24	1-0	109. Cam Ward (14)	12/29/10	at Ottawa	37	4-0
54. Trevor Kidd (3)	4/6/98	at Boston	27	3-0	110. Cam Ward (15)	3/15/11	at Buffalo	40	1-0
55. Arturs Irbe	10/28/98	Chicago	21	2-0	111. Cam Ward (16)	4/6/11	Detroit	42	3-0
56. Arturs Irbe (2)	10/31/98	at Boston	34	2-0					

SHUTOUTS

OPPONENTS SHUTOUTS

GOALTENDER	DATE	OPPONENT	SAVES	SCORE	GOALTENDER	DATE	OPPONENT	SAVES	SCORE
1. Ed Mio	12/9/79	at Edmonton	30	3-0	67. Tommy Salo	1/30/98	at NY Islanders	32	2-0
2. Mike Liut	12/29/79	at St. Louis	36	3-0	68. Martin Brodeur (4)	3/12/98	New Jersey	21	2-0
3. Markus Mattsson	3/26/80	at Winnipeg	27	7-0	69. Olaf Kolzig	3/18/98	at Washington	36	1-0
4. Glenn Resch	11/20/80	at NY Islanders	24	5-0	70. Mike Richter (2)	10/30/98	at NY Rangers	30	1-0
5. Glen Hanlon	3/1/81	at Vancouver	28	3-0	71. Mike Vernon	11/12/98	at San Jose	20	3-0
6. Dave Parro	11/14/81	Washington	44	4-0	72. Ron Hextall/ John Vanbiesbrouck	1/9/99	at Philadelphia	20	2-0
7. Denis Herron	2/28/82	Montreal	28	5-0	73. Byron Dafoe	1/31/99	at Boston	24	0-0
8. Denis Herron (2)	3/13/82	at Montreal	24	5-0	74. Garth Snow (2)	2/26/99	at Vancouver	23	1-0
9. Pete Peeters	11/27/82	at Boston	16	8-0	75. Jose Theodore	4/7/99	at Montreal	27	2-0
10. Frank Caprice	1/15/84	at Vancouver	30	5-0	76. Curtis Joseph	11/3/99	Toronto	24	6-0
11. Doug Keans	1/21/84	Boston	32	2-0	77. Felix Potvin	11/10/99	NY Islanders	25	2-0
12. Dan Bouchard	1/28/84	at Quebec	23	3-0	78. Jose Theodore (2)	1/30/00	at Montreal	23	3-0
13. Mike Liut (2)	3/13/84	at St. Louis	20	2-0	79. Jose Theodore (3)	2/17/00	Montreal	26	3-0
14. Glen Hanlon (2)	4/1/84	at NY Rangers	26	2-0	80. Curtis Joseph (2)	11/8/00	at Toronto	27	5-0
15. Marc Behrend	11/7/84	Winnipeg	29	3-0	81. Patrick Lalime (2)	12/3/00	Ottawa	28	2-0
16. Warren Skorodenski	11/17/84	Chicago	32	7-0	82. Robert Esche	2/16/01	Phoenix	33	2-0
17. Kelly Hrudey	12/21/84	NY Islanders	25	1-0	83. Roman Cechmanek	2/19/01	at Philadelphia	21	4-0
18. Roberto Romano	12/28/84	at Pittsburgh	34	4-0	84. Kevin Weekes	3/8/01	at Tampa Bay	20	1-0
19. Tom Barrasso	1/19/85	Buffalo	14	2-0	85. Olaf Kolzig (2)	3/28/01	at Washington	18	7-0
20. Doug Keans (2)	3/7/85	at Boston	21	4-0	86. Chris Osgood	10/17/01	NY Islanders	20	4-0
21. Pelle Lindbergh	10/24/85	at Philadelphia	24	3-0	87. Nikolai Khabibulin	11/17/01	at Tampa Bay	26	2-0
22. Tom Barrasso (2)	11/19/85	Buffalo	23	2-0	88. Nikolai Khabibulin (2)	11/25/01	Tampa Bay	41	4-0
23. Bob Froese	11/21/85	at Philadelphia	24	3-0	89. Miike Richter (3)	11/29/01	at NY Rangers	22	5-0
24. Eldon Reddick/ Daniel Berthiaume	1/9/87	at Winnipeg	29	3-0	90. Evgeni Nabokov	2/10/02	at San Jose	24	4-0
25. Tom Barrasso (3)	4/5/87	at Buffalo	14	6-0	91. Roberto Luongo	12/6/02	Florida	40	2-0
26. Brian Hayward	11/11/87	Montreal	23	0-0	92. Chris Osgood (2)	12/28/02	at NY Islanders	25	3-0
27. Rick Wamsley	12/17/87	St. Louis	22	2-0	93. Mike Dunham	12/31/02	NY Rangers	30	2-0
28. Kelly Hrudey (2)	2/20/88	at NY Islanders	29	3-0	94. Sebastien Caron	1/15/03	Pittsburgh	26	2-0
29. Patrick Roy	3/12/88	at Montreal	17	5-0	95. Martin Gerber	2/23/03	Anaheim	28	4-0
30. Pete Peeters (2)	2/3/89	at Washington	31	1-0	96. Olaf Kolzig (3)	3/2/03	at Washington	21	2-0
31. Patrick Roy (2)	2/4/90	at Montreal	19	2-0	97. Cristobal Huet	3/15/03	Los Angeles	30	0-0
32. Daren Puppa (1)	3/10/90	Buffalo	31	5-0	98. Mathieu Garon	3/30/03	Montreal	33	4-0
33. Jon Casey	10/24/90	at Minnesota	33	3-0	99. Mika Noronen	11/21/03	at Buffalo	35	5-0
34. Clint Malarchuk	10/28/90	at Buffalo	29	5-0	100. Nikolai Khabibulin (3)	11/23/03	Tampa Bay	37	0-0
35. Andy Moog	1/21/91	at Boston	23	3-0	101. Miikka Kiprusoff	12/11/03	at Calgary	23	1-0
36. Ed Belfour	11/10/91	at Chicago	18	3-0	102. Brian Boucher	1/4/04	Phoenix	26	3-0
37. Jeff Reese	12/4/91	Toronto	26	3-0	103. Jose Theodore(4)	2/28/04	at Montreal	18	1-0
38. Tim Cheveldae	2/23/92	Detroit	24	4-0	104. Marc Denis	3/2/04	Columbus	25	3-0
39. Stephane Fiset	3/9/92	at Quebec	30	2-0	105. Pasi Nurminen	3/15/04	at Atlanta	31	1-0
40. Tim Cheveldae (2)	11/14/92	Detroit	19	2-0	106. Dunham/Berkhoel	11/12/05	Atlanta	5/14	9-0
41. Ed Belfour (2)	3/28/93	at Chicago	16	3-0	107. Martin Brodeur (5)	2/3/06	at New Jersey	28	3-0
42. Dominik Hasek	12/11/93	Buffalo	25	3-0	108. Martin Biron	4/18/06	Buffalo	33	4-0
43. Patrick Roy (3)	1/26/94	Montreal	30	3-0	109. Martin Brodeur (6)	10/6/06	New Jersey	29	4-0
44. Chris Osgood	2/24/94	at Detroit	17	3-0	110. Cristobal Huet (2)	11/2/06	Montreal	31	4-0
45. Chris Terreri	3/10/94	at New Jersey	22	4-0	111. Henrik Lundqvist	11/21/06	at NY Rangers	34	4-0
46. Mike Richter	3/16/94	at NY Rangers	27	4-0	112. Miikka Kiprusoff (2)	12/5/06	at Calgary	23	3-0
47. Jim Carey	3/20/95	Washington	30	6-0	113. Marc-Andre Fleury	1/2/07	at Pittsburgh	31	3-0
48. Daren Puppa (2)	3/31/95	at Tampa Bay	25	2-0	114. Curtis Joseph (3)	1/4/07	Phoenix	29	2-0
49. J.C. Bergeron	4/9/95	Tampa Bay	23	3-0	115. Johan Holmqvist	2/1/07	Tampa Bay	31	4-0
50. Blaine Lacher	4/26/95	at Boston	22	1-0	116. Ray Emery	2/28/07	at Ottawa	27	2-0
51. John Vanbiesbrouck	10/21/95	at Florida	24	3-0	117. Olaf Kolzig (4)	10/6/07	at Washington	23	2-0
52. Craig Billington	10/28/95	at Boston	27	3-0	118. Johan Hedberg	11/16/07	Atlanta	31	3-0
53. Don Beaupre	11/2/95	Ottawa	41	5-0	119. Emery/Gerber	12/12/07	Ottawa	1/31	6-0
54. Martin Brodeur	11/14/95	at New Jersey	16	1-0	120. Manny Legace	1/5/08	at St. Louis	27	1-0
55. Ken Wreggett	12/9/95	at Pittsburgh	35	6-0	121. Chris Mason	2/5/08	at Nashville	31	1-0
56. Jim Carey (2)	12/30/95	at Washington	26	3-0	122. Tomas Vokoun	2/12/09	Florida	42	5-0
57. Bill Ranford	2/14/96	Boston	20	3-0	123. Ray Emery (2)	10/2/09	Philadelphia	28	2-0
58. Ron Hextall	3/25/96	at Philadelphia	21	3-0	124. Martin Brodeur (7)	10/17/09	at New Jersey	26	2-0
59. John Vanbiesbrouck (2)	10/12/96	at Florida	21	6-0	125. Tomas Vokoun (2)	11/4/09	at Florida	32	3-0
60. Garth Snow	12/14/96	Philadelphia	21	4-0	126. Marty Turco	11/23/09	at Dallas	22	2-0
61. Patrick Lalime	1/15/97	Pittsburgh	31	3-0	127. Ilya Bryzgalov	3/13/10	Phoenix	29	4-0
62. Martin Brodeur (2)	2/13/97	at New Jersey	20	4-0	128. Johan Hedberg (2)	3/27/10	Atlanta	34	4-0
63. Martin Brodeur (3)	3/13/97	at New Jersey	35	6-0	129. Martin Brodeur (8)	4/3/10	New Jersey	26	4-0
64. Arturs Irbe	3/21/97	at Dallas	16	2-0	130. Michal Neuvirth	10/27/10	Washington	29	3-0
65. Patrick Roy (4)	3/25/97	Colorado	46	4-0	131. Brent Johnson	10/30/10	Pittsburgh	33	3-0
66. John Vanbiesbrouck (3)	1/27/98	at Florida	31	3-0	132. Tim Thomas	1/17/11	at Boston	31	7-0
					133. James Reimer	2/3/11	at Toronto	27	3-0

TEAM PENALTY SHOTS

SHOOTER	DATE	RESULT	OPPONENT	GOALTENDER
1. Mike Rogers	2/22/81	Missed	NY Rangers	Doug Soetaert
2. Blaine Stoughton	3/5/83	Missed	at Quebec	Clint Malarchuk
3. Blaine Stoughton (2)	3/29/83	SCORED	Buffalo	Bob Sauve
4. Bob Crawford	2/1/84	SCORED	at Detroit	Ken Holland
5. Tony Currie	3/17/84	Missed	Pittsburgh	Denis Herron
6. Ron Francis	1/17/86	SCORED	Quebec	Richard Sevigny
7. Dave Tippett	10/31/87	SCORED	Philadelphia	Ron Hextall
8. Dave Tippett (2)	1/9/88	Missed	Pittsburgh	Gilles Meloche
9. Dean Evason	1/13/88	Missed	at Chicago	Darren Pang
10. Kevin Dineen	10/19/89	Missed	at NY Rangers	Mike Richter
11. John Cullen	1/16/92	Missed	at Boston	Andy Moog
12. Murray Craven	3/24/92	SCORED	at Washington	Don Beaupre
13. Andrew Cassels	4/6/94	SCORED	NY Islanders	Ron Hextall
14. Sami Kapanen	3/12/97	SCORED	Boston	Jim Carey
15. Sami Kapanen (2)	1/7/99	Missed	at Pittsburgh	Tom Barrasso
16. Erik Cole	11/29/03	Missed	Pittsburgh	Sebastien Caron
17. Erik Cole (2)	4/2/04	Missed	NY Islanders	Rick DiPietro
18. Erik Cole (3)	11/9/05	SCORED	Buffalo	Martin Biron
19. Erik Cole (4)	11/9/05	Missed	Buffalo	Martin Biron
20. Erik Cole (5)	11/11/05	Missed	at Florida	Roberto Luongo
21. Justin Williams	11/20/05	SCORED	Tampa Bay	John Grahame
22. Frantisek Kaberle	1/13/06	SCORED	Nashville	Tomas Vokoun
23. Erik Cole (6)	1/21/06	SCORED	at Washington	Olaf Kolzig
24. Erik Cole (7)	2/9/06	Missed	at Tampa Bay	John Grahame
25. Eric Staal	12/8/06	Missed	at Vancouver	Roberto Luongo
26. Erik Cole (8)	1/6/07	Missed	NY Islanders	Rick DiPietro
27. Eric Belanger	1/30/07	Missed	Toronto	Andrew Raycroft
28. Justin Williams (2)	3/28/07	Missed	at Philadelphia	Martin Biron
29. Eric Staal (2)	10/26/07	SCORED	Montreal	Cristobal Huet
30. Chad LaRose	11/30/07	Missed	Washington	Olaf Kolzig
31. Chad LaRose (2)	12/28/07	SCORED	Boston	Tim Thomas
32. Eric Staal (3)	1/18/08	SCORED	Edmonton	Mathieu Garon
33. Matt Cullen	2/5/09	SCORED	at San Jose	Evgeni Nabokov
34. Eric Staal (4)	3/3/09	SCORED	at Washington	Michal Neuvirth
35. Ray Whitney	10/23/09	Missed	at Colorado	Craig Anderson
36. Eric Staal (5)	1/16/10	Missed	Atlanta	Ondrej Pavelec
37. Brandon Sutter	3/10/10	Missed	at Washington	Jose Theodore
38. Tom Kostopoulos	11/9/10	Missed	Edmonton	Devan Dubnyk
39. Chad LaRose (3)	3/29/11	Missed	at Washington	Semyon Varlamov

OPPONENT PENALTY SHOTS

SHOOTER	DATE	RESULT	OPPONENT	GOALTENDER
1. Claude Larose	1/7/80	SAVED	at NY Rangers	Al Smith
2. Steve Kasper	1/27/86	SAVED	at Boston	Mike Liut
3. Mike Gartner	1/17/87	Scored	Washington	Mike Liut
4. Mats Naslund	1/19/87	Scored	at Montreal	Mike Liut
5. Jimmy Carson	11/3/89	SAVED	at Detroit	Mike Liut
6. Bob Sweeney	12/12/90	Scored	Boston	Peter Sidorkiewicz
7. Randy Burridge	3/31/91	SAVED	at Boston	Kay Whitmore
8. Luc Robitaille	2/6/92	Scored	at Los Angeles	Kay Whitmore
9. Michal Pivonka	1/21/95	SAVED	Washington	Sean Burke
10. Wayne Presley	3/8/96	SAVED	Toronto	Sean Burke
11. Brian Bradley	4/3/96	SAVED	at Tampa Bay	Sean Burke
12. Brendan Shanahan	11/5/97	SAVED	Detroit	Trevor Kidd
13. Kevyn Adams	2/14/00	SAVED	at Toronto	Arturs Irbe
14. Ray Ferraro	2/21/01	Scored	Atlanta	Arturs Irbe
15. Joe Sacco	3/30/01	Scored	Washington	Arturs Irbe
16. Anson Carter	11/11/01	SAVED	Edmonton	Tom Barrasso
17. Pavel Bure	1/25/02	SAVED	Florida	Arturs Irbe
18. Jan Hlavac	11/6/03	Scored	NY Rangers	Kevin Weekes
19. Chris Phillips	12/28/05	SAVED	at Ottawa	Cam Ward
20. Michael Ryder	12/31/05	SAVED	Montreal	Martin Gerber
21. Martin Straka	3/14/06	SAVED	NY Rangers	Martin Gerber
22. Marc Savard	4/1/06	Scored	at Atlanta	Cam Ward
23. Jim Slater	4/8/06	SAVED	at Atlanta	Martin Gerber
24. John Pohl	12/15/06	SAVED	Toronto	Cam Ward
25. Ales Kotalik	12/28/06	Scored	at Buffalo	John Grahame
26. Tomas Plekanec	2/17/07	Scored	at Montreal	Cam Ward
27. Bryan Allen	4/7/07	SAVED	Florida	John Grahame
28. Richard Park	10/27/07	SAVED	at NY Islanders	John Grahame
29. Vincent Lecavalier	11/8/07	SAVED	Tampa Bay	Cam Ward
30. Mike Richards	11/21/07	SAVED	Philadelphia	Cam Ward
31. Drew Stafford	12/1/07	SAVED	at Buffalo	John Grahame
32. Nathan Horton	2/16/08	Scored	Florida	John Grahame
33. Doug Weight	10/25/08	SAVED	at NY Islanders	Cam Ward
34. Alex Tanguay	10/28/08	Scored	at Montreal	Cam Ward
35. Ales Vechkin	12/7/08	SAVED	Washington	Michael Leighton
36. Guillaume Latendresse	12/16/08	Scored	Montreal	Cam Ward
37. Evgeni Malkin	4/4/09	SAVED	Pittsburgh	Cam Ward
38. Derek Roy	4/9/09	Scored	Buffalo	Michael Leighton
39. Mike Richards	1/23/10	SAVED	at Philadelphia	Cam Ward
40. Sean Bergenheim	12/20/10	SAVED	at Tampa Bay	Justin Peters

INDIVIDUAL RECORDS IN A SEASON SERIES

MOST GOALS

Eric Staal 8 – vs. Tampa Bay, 2008-09
Sylvain Turgeon 7 – vs. Montreal, 1985-86
Kevin Dineen 7 – vs. Buffalo, 1988-89
Pat Verbeek 7 – vs. Quebec, 1989-90
Geoff Sanderson 7 – vs. Boston, 1992-93
Pat Verbeek 7 – vs. Buffalo, 1992-93
Goeff Sanderson 7 – vs. Buffalo, 1996-97
Erik Cole 7 – vs. Washington, 2006-07
Eric Staal 7 – vs. Atlanta, 2007-08

Mike Rogers 6 – vs. Colorado, 1979-80
Mike Rogers 6 – vs. Quebec, 1979-80
Blaine Stoughton 6 – vs. Vancouver, 1979-80
Ron Francis 6 – vs. Buffalo, 1982-83
Blaine Stoughton 6 – vs. Montreal, 1982-83
Kevin Dineen 6 – vs. Boston, 1984-85
Kevin Dineen 6 – vs. Buffalo, 1985-86
Kevin Dineen 6 – vs. NY Rangers, 1986-87
Dean Evason 6 – vs. Montreal, 1986-87

Sylvain Turgeon 6 – vs. Quebec, 1987-88
Ray Ferraro 6 – vs. Quebec, 1988-89
Kevin Dineen 6 – vs. Montreal, 1988-89
Kevin Dineen 6 – vs. Los Angeles, 1989-90
Sami Kapanen 6 – vs. Edmonton, 1997-98
Rod Brind'Amour 6 – vs. Washington, 2005-06
Eric Staal 6 – vs. Tampa Bay, 2006-07
Eric Staal 6 – vs. NY Islanders, 2008-09
Jussi Jokinen 6 – vs. Atlanta, 2009-10

MOST ASSISTS

Ron Francis 13 – vs. Boston, 1986-87
Dave Babych 10 – vs. Buffalo, 1987-88
Ron Francis 9 – vs. Boston, 1984-85
Ron Francis 9 – vs. Montreal, 1984-85
Dave Babych 9 – vs. Buffalo, 1988-89
Pat Verbeek 9 – vs. Montreal, 1989-90
John Cullen 9 – vs. Buffalo, 1991-92

Eric Staal 9 – vs. Atlanta, 2007-08
Rod Brind'Amour 8 – vs. Atlanta, 2006-07
Rod Brind'Amour 8 – vs. Florida, 2006-07
Ron Francis 8 – vs. Boston, 1985-86
Ron Francis 8 – vs. Minnesota, 1983-84
Ron Francis 8 – vs. Buffalo, 1986-87
Kevin Dineen 8 – vs. Buffalo, 1988-89

Pat Verbeek 8 – vs. Buffalo, 1991-92
Andrew Cassels 8 – vs. Boston, 1992-93
Andrew Cassels 8 – vs. Buffalo, 1993-94
Rod Brind'Amour 8 – vs. Atlanta, 2005-06
Eric Staal 8 – vs. Pittsburgh, 2005-06
Cory Stillman 8 – vs. Washington, 2005-06

MOST POINTS

Ron Francis 16 – vs. Boston, 1986-87
Eric Staal 16 – vs. Atlanta, 2007-08
Kevin Dineen 15 – vs. Buffalo, 1988-89
Pat Verbeek 14 – vs. Quebec, 1989-90
Dave Babych 13 – vs. Buffalo, 1987-88

Ron Francis 13 – vs. Montreal, 1984-85
Pat Verbeek 13 – vs. Montreal, 1989-90
John Cullen 13 – vs. Buffalo, 1991-92
Doug Sulliman 12 – vs. Quebec, 1980-81
Ron Francis 12 – vs. Quebec, 1989-90

Eric Staal 12 – vs. Pittsburgh, 2005-06
Rod Brind'Amour 12 – vs. Atlanta, 2006-07
Rod Brind'Amour 12 – vs. Florida, 2006-07
Erik Cole 12 – vs. Washington, 2006-07

MOST GAME-WINNING GOALS

SEASON	SHOOTER
2010-11	Erik Cole 9
1979-80	Blaine Stoughton 9
1982-83	Blaine Stoughton 8
1985-86	Kevin Dineen 8
1987-88	Carey Wilson 8
2005-06	Erik Cole 8
2006-07	Justin Williams 8
2008-09	Eric Staal 8
2010-11	Eric Staal 8

1986-87	Kevin Dineen 7
1986-87	Ron Francis 7
1988-89	Ray Ferraro 7
1995-96	Geoff Sanderson 7
1998-99	Sami Kapanen 7
1999-00	Jeff O'Neill 7
2002-03	Jeff O'Neill 7
2007-08	Eric Staal 7

CAREER	SHOOTER
57	Ron Francis
38	Jeff O'Neill
37	Kevin Dineen
36	Eric Staal
34	Erik Cole
29	Rod Brind'Amour
29	Blaine Stoughton

28	Sami Kapanen
26	Geoff Sanderson
22	Pat Verbeek
19	Sylvain Turgeon
19	Ray Whitney
18	Robert Kron
17	Ray Ferraro

OVERTIME RESULTS

TEAM OVERTIME RESULTS

REGULAR-SEASON OVERTIME RESULTS

YEAR	OVERALL	HOME	ROAD	YEAR	OVERALL	HOME	ROAD
1983-84	2 - 3 - 10 (.457)	1 - 0 - 5 (.583)	1 - 3 - 5 (.389)	1997-98	2 - 2 - 8 (.500)	0 - 1 - 7 (.438)	2 - 1 - 1 (.625)
1984-85	4 - 4 - 9 (.500)	2 - 3 - 5 (.450)	2 - 1 - 4 (.571)	1998-99	1 - 5 - 18 (.417)	1 - 2 - 9 (.458)	0 - 3 - 9 (.375)
1985-86	1 - 2 - 4 (.400)	0 - 1 - 2 (.333)	1 - 1 - 2 (.500)	1999-00	4 - 0 - 10 (.643)	3 - 0 - 5 (.688)	1 - 0 - 5 (.583)
1986-87	2 - 0 - 7 (.611)	0 - 0 - 5 (.500)	2 - 0 - 2 (.750)	2000-01	6 - 3 - 9 (.583)	2 - 0 - 3 (.700)	4 - 3 - 6 (.538)
1987-88	3 - 2 - 7 (.542)	3 - 0 - 5 (.688)	0 - 2 - 2 (.250)	2001-02	6 - 5 - 16 (.519)	4 - 2 - 11 (.559)	2 - 3 - 5 (.450)
1988-89	1 - 4 - 5 (.350)	0 - 3 - 2 (.200)	1 - 1 - 3 (.500)	2002-03	2 - 6 - 11 (.395)	0 - 3 - 9 (.375)	2 - 3 - 2 (.429)
1989-90	0 - 0 - 9 (.500)	0 - 0 - 5 (.500)	0 - 0 - 4 (.500)	2003-04	5 - 6 - 14 (.480)	3 - 2 - 8 (.538)	2 - 4 - 6 (.417)
1990-91	2 - 5 - 11 (.416)	0 - 1 - 6 (.428)	2 - 4 - 5 (.450)	2005-06	12 - 8 (.600)	7 - 2 (.777)	5 - 6 (.455)
1991-92	2 - 3 - 13 (.472)	0 - 1 - 10 (.455)	2 - 2 - 3 (.500)	2006-07	6 - 8 (.429)	3 - 4 (.429)	3 - 4 (.429)
1992-93	3 - 9 - 6 (.333)	2 - 4 - 5 (.409)	1 - 5 - 1 (.214)	2007-08	7 - 6 (.538)	4 - 4 (.500)	3 - 2 (.600)
1993-94	4 - 1 - 9 (.607)	3 - 1 - 6 (.600)	1 - 0 - 3 (.625)	2008-09	10 - 7 (.588)	4 - 1 (.800)	6 - 6 (.500)
1994-95	4 - 0 - 5 (.722)	3 - 0 - 3 (.750)	1 - 0 - 2 (.667)	2009-10	9 - 10 (.474)	7 - 3 (.700)	2 - 7 (.222)
1995-96	2 - 3 - 9 (.464)	1 - 1 - 4 (.500)	1 - 2 - 5 (.38)	2010-11	11 - 11 (.500)	7 - 5 (.583)	4 - 6 (.400)
1996-97	3 - 4 - 11 (.472)	2 - 1 - 2 (.600)	1 - 3 - 9 (.423)	TOTALS	114-117-201	62-45-117	52-72-84

REGULAR-SEASON OVERTIME GOALS

GOAL SCORER	DATE	TIME	RESULT	OPP. GOALIE	GOAL SCORER	DATE	TIME	RESULT	OPP. GOALIE
1. Blaine Stoughton	11/26/83	4:52	4-3 win vs. NYR	Steve Weeks	48. Sami Kapanen	10/28/01	1:33	3-2 win vs. LA	Felix Potvin
2. Tony Currie	3/24/84	0:46	3-2 win at QUE	Dan Bouchard	49. Josef Vasicek	11/4/01	0:52	1-0 win vs. PHX	Sean Burke (2)
3. Risto Siltanen	10/13/84	2:25	3-2 win vs. BOS	Pete Peeters	50. Ron Francis (3)	12/10/01	2:36	4-3 win at NYR	Mike Richter (2)
4. Greg Malone	12/8/84	4:27	4-3 win at NYI	Kelly Hrudey	51. Erik Cole	12/21/01	1:28	5-4 win vs. ATL	Milan Hnilicka (2)
5. Pat Boutette	12/15/84	3:23	4-3 win vs. MTL	Doug Soetaert	52. Sean Hill	3/5/02	1:36	2-1 win at CHI	Steve Passmore
6. Mike Crombeen	2/21/85	3:45	4-3 win at NYR	Glen Hanlon	53. Aaron Ward	12/20/02	3:52	3-2 win at ATL	Byron Dafeo
7. Kevin Dineen	10/17/85	1:49	4-3 win at NJ	Glenn Resch	54. Craig Adams	3/12/03	3:41	3-2 win at BUF	Martin Biron
8. Kevin Dineen (2)	12/21/86	2:57	4-3 win at NYR	J. Vanbiesbrouck	55. Eric Staal	11/8/03	2:44	3-2 win vs. LA	Roman Cechmanek
9. Ron Francis	1/19/87	4:57	5-4 win at MTL	Brian Hayward	56. Jeff O'Neill (6)	12/18/03	2:14	2-1 win vs. PIT	Sebastien Caron
10. Sylvain Turgeon	10/17/87	3:59	4-3 win vs. NJ	Alain Chevrier	57. Sean Hill (2)	12/27/03	0:39	2-1 win vs. MTL	Jose Theodore (3)
11. Kevin Dineen	1/2/88	0:55	5-4 win vs. PIT	Gilles Meloche	58. Kevyn Adams	3/5/04	4:59	3-2 win at ATL	Pasi Nurminen
12. Ray Ferraro	1/24/88	2:21	2-1 win vs. DET	Sam St. Laurent	59. Bret Hedican	3/20/04	4:00	3-2 win at OTT	Patrick Lalime (2)
13. Brian Lawton	1/4/89	3:19	5-4 win at BUF	Daren Puppia	60. Matt Cullen	10/26/05	3:24	4-3 win vs. BOS	Andrew Raycroft
14. Randy Cunneynworth	11/10/90	0:49	3-2 win at MIN	Jon Casey	61. Frantisek Kaberle	11/29/05	0:32	4-3 win at ATL	Michael Garnett
15. Scott Young	12/7/90	0:53	4-3 win at BUF	Clint Malarchuk	62. Frantisek Kaberle (2)	1/13/06	2:31	5-4 win vs. NSH	Tomas Vokoun
16. Adam Burt	2/29/92	4:58	5-4 win at MIN	Jon Casey (2)	63. Ray Whitney (2)	4/3/06	3:35	6-5 win vs. WSH	Olaf Kolzig (2)
17. Andrew Cassels	4/15/92	1:38	4-3 win at PHI	Dominik Roussel	64. Anton Babchuk	10/25/06	1:11	5-4 win at ATL	Kari Lehtonen
18. Murray Craven	11/28/92	2:53	4-3 win vs. BOS	Rejean Lemelin	65. Erik Cole (2)	12/23/06	1:59	3-2 win at FLA	Ed Belfour
19. Murray Craven (2)	3/16/93	1:03	4-3 win at TB	Wendell Young	66. Justin Williams	1/16/07	1:47	3-2 win at FLA	Ed Belfour (2)
20. Mark Janssens	4/14/93	1:08	5-4 win vs. NYI	Mark Fitzpatrick	67. Glen Wesley	2/22/07	0:16	3-2 win vs. PHI	Antero Niittymaki
21. Brian Propp	11/10/93	0:20	4-3 win vs. OTT	Darrin Madeley	68. Ray Whitney (2)	4/1/07	1:30	4-3 win at FLA	Ed Belfour (3)
22. Robert Kron	11/23/93	3:55	2-1 win at FLA	J. Vanbiesbrouck (2)	69. Rod Brind'Amour (2)	4/7/07	4:36	5-4 win vs. FLA	Craig Anderson
23. Geoff Sanderson	12/26/93	4:10	3-2 win vs. OTT	Craig Billington	70. Scott Walker	12/18/07	4:27	3-2 win vs. TOR	Vesa Toskala
24. Andrew Cassels (2)	3/30/94	3:15	3-2 win vs. CHI	Jeff Hackett	71. Cory Stillman	1/21/08	0:52	3-2 win at NYI	Rick Dipietro
25. Darren Turcotte	2/22/95	2:59	3-2 win vs. BOS	Blaine Lacher	72. Rod Brind'Amour (3)	1/31/08	3:20	3-2 win vs. TOR	Vesa Toskala (2)
26. Robert Kron (2)	3/4/95	1:11	3-2 win vs. TB	Darren Puppia (2)	73. Sergei Samsonov	2/26/08	1:36	2-1 win vs. NJ	Martin Brodeur
27. Geoff Sanderson (2)	3/26/95	2:16	4-3 win at WSH	Jim Carey	74. Scott Walker (2)	3/8/08	2:50	4-3 win vs. BUF	Ryan Miller
28. Darren Turcotte (2)	4/14/95	1:04	4-3 win vs. MTL	Patrick Roy	75. Eric Staal (2)	10/11/08	4:36	4-3 win at TB	Mike Smith
29. Adam Burt (2)	2/9/96	3:24	3-2 win at COL	Patrick Roy (2)	76. Niclas Wallin	11/4/08	1:52	5-4 win at TOR	Vesa Toskala (3)
30. Geoff Sanderson (3)	2/17/96	1:49	2-1 win vs. BUF	Dominik Hasek	77. Sergei Samsonov (2)	11/28/08	3:53	3-2 win at PHI	Martin Biron (2)
31. Curtis Leschyshyn	11/9/96	4:55	4-3 win vs. BUF	Dominik Hasek (2)	78. Joe Corvo	12/18/08	4:16	2-1 win vs. FLA	Tomas Vokoun (2)
32. Robert Kron (3)	12/21/96	2:11	6-5 win vs. TB	Rick Tabaracci	79. Tuomo Ruutu	12/21/08	1:43	3-2 win at MTL	Carey Price
33. Robert Kron (4)	1/22/97	4:46	2-1 win vs. FLA	Mark Fitzpatrick (2)	80. Ray Whitney (3)	3/23/09	1:37	3-2 win at FLA	Tomas Vokoun (3)
34. Bates Battaglia	1/10/98	1:59	2-1 win at NYI	Wade Flaherty	81. Anton Babchuk	4/4/09	1:11	3-2 win vs. PIT	Marc-Andre Fleury
35. Jeff O'Neill	3/6/98	2:34	5-4 win at PHX	Nikolai Khabibulin	82. Ray Whitney (4)	1/2/10	3:45	2-1 win at NYR	Henrik Lundqvist
36. Gary Roberts	1/28/99	3:18	3-2 win vs. NYR	Mike Richter	83. Sergei Samsonov (3)	2/11/10	1:47	4-3 win vs. BUF	Ryan Miller (2)
37. Nolan Pratt	12/26/99	0:27	4-3 win vs. FLA	M. Shtalenkov	84. Brian Pothier	3/11/10	0:23	4-3 win vs. PIT	Brent Johnson
38. Marek Malik	1/24/99	0:55	3-2 win vs. MTL	Jose Theodore	85. Ray Whitney (5)	3/18/10	4:02	4-3 win vs. WSH	Semyon Varlamov
39. Jeff O'Neill (2)	1/28/00	0:16	4-3 win vs. NJ	Chris Terreri	86. Jamie McBain	3/20/10	4:59	3-2 win at PIT	Marc-Andre Fleury (2)
40. Jeff O'Neill (3)	2/26/00	2:28	2-1 win at FLA	Mike Vernon	87. Anton Babchuk (2)	10/23/10	2:52	4-3 win at PHX	Ilya Bryzgalov
41. Sandis Ozolinsh	10/31/00	2:35	6-5 win vs. TB	Kevin Weekes	88. Brandon Sutter	12/3/10	1:16	2-1 win vs. COL	Craig Anderson (2)
42. Bates Battaglia (2)	11/29/00	1:41	2-1 win at FLA	Trevor Kidd	89. Erik Cole (3)	1/9/11	2:09	4-3 win vs. ATL	Ondrej Pavelec
43. Ron Francis (2)	1/16/01	0:33	3-2 win at MTL	Jose Theodore (2)	90. Erik Cole (4)	2/5/11	2:48	4-3 win vs. ATL	Ondrej Pavelec (2)
44. Jeff O'Neill (4)	2/7/01	0:25	2-1 win at PHX	Sean Burke	91. Jamie McBain (2)	3/3/11	0:26	3-2 win vs. BUF	Ryan Miller (3)
45. Rod Brind'Amour	3/30/01	3:07	4-3 win vs. WSH	Olaf Kolzig	92. Joni Pitkanen	3/18/11	3:58	3-2 win vs. NYI	Al Montoya
46. Shane Willis	4/1/01	1:18	3-2 win at OTT	Patrick Lalime					
47. Jeff O'Neill (5)	10/20/01	1:33	2-1 win vs. ATL	Milan Hnilicka					

OPPONENTS' REGULAR-SEASON OVERTIME GOALS

GOAL SCORER	DATE	TIME	RESULT	CAR. GOALIE	GOAL SCORER	DATE	TIME	RESULT	CAR. GOALIE
1. Patrik Sundstrom	10/23/83	4:52	5-4 loss at VAN	Greg Millen (1)	47. Mike Modano	3/21/99	0:44	3-2 loss at DAL	Arturs Irbe (4)
2. Jan Ludvig	2/16/84	4:54	6-5 loss at NJ	Ed Staniowski (1)	48. Patrik Elias	11/18/00	4:20	3-2 loss at NJ	Arturs Irbe (5)
3. Mike Foligno	3/11/84	1:53	4-3 loss at BUF	Greg Millen (2)	49. Dan McGillis	12/23/00	3:50	2-1 loss at PHI	Arturs Irbe (6)
4. Petri Skriko (1)	2/1/85	1:11	4-3 loss at VAN	Steve Weeks (1)	50. Sergei Fedorov	2/14/01	2:51	4-3 loss at DET	Arturs Irbe (7)
5. Dan Daoust	2/17/85	1:30	5-4 loss vs. TOR	Steve Weeks (2)	51. Radek Martinek	10/17/01	3:43	2-1 loss at NYI	Tom Barrasso
6. Marcel Dionne	2/23/85	2:46	2-1 loss vs. LA	Mike Liut (1)	52. Mariusz Czerkawski	10/26/01	3:01	3-2 loss vs. NYI	Tom Barrasso (2)
7. Jean-Marc Lanthier	3/3/85	2:47	7-6 loss vs. VAN	Mike Liut (2)	53. Jeff Halpern	12/2/01	3:24	4-3 loss vs. WSH	Tom Barrasso (3)
8. Ray Bourque	1/29/86	2:26	5-4 loss vs. BOS	Steve Weeks (3)	54. Stu Barnes	12/14/01	0:50	3-2 loss at BUF	Tom Barrasso (4)
9. Claude Loiselle	2/6/86	2:22	5-4 loss at DET	Mike Liut (3)	55. Mark Recchi	12/22/01	0:27	4-3 loss at PHI	Arturs Irbe (8)
10. Gary Roberts (1)	12/22/87	4:10	6-5 loss at CGY	Steve Weeks (4)	56. Tom Koivisto	10/15/02	3:49	2-1 loss at STL	Kevin Weekes
11. Dave Brown	2/15/88	3:55	5-4 loss at PHI	Mike Liut (4)	57. John LeClair	11/5/02	1:56	2-1 loss vs. PHI	Kevin Weekes (2)
12. Petri Skriko (2)	11/5/88	0:34	3-2 loss vs. VAN	Mike Liut (5)	58. Cory Sarich	11/17/02	3:45	2-1 loss vs. TB	Kevin Weekes (3)
13. Rob Brown	12/26/88	1:39	4-3 loss vs. PIT	Mike Liut (6)	59. Milan Hejduk	1/12/03	2:04	3-2 loss vs. COL	Kevin Weekes (4)
14. Marc Fortier	1/28/89	0:32	3-2 loss vs. QUE	Peter Sidorkiewicz (1)	60. Stephen Weiss	1/25/03	3:40	3-2 loss at FLA	Arturs Irbe (9)
15. Brent Ashton	2/19/89	3:23	7-6 loss at WPG	Peter Sidorkiewicz (2)	61. Sergei Zubov	2/11/03	4:59	2-1 loss at DAL	Kevin Weekes (5)
16. Dave Andreychuk	12/18/90	1:07	4-3 loss vs. BUF	Daryl Reaugh (1)	62. Scott Hartnell	12/3/03	3:30	2-1 loss vs. NSH	Kevin Weekes (6)
17. Brian Benning	1/8/91	3:37	4-3 loss at LA	Daryl Reaugh (2)	63. Markus Naslund	12/14/03	4:13	2-1 loss at VAN	Jamie Storr (1)
18. Rod Brind'Amour	1/31/91	0:55	4-3 loss at STL	Daryl Reaugh (3)	64. Darcy Tucker	2/19/04	2:18	2-1 loss vs. TOR	Kevin Weekes (7)
19. Brent Gilchrist	3/25/91	3:03	3-2 loss at MTL	Peter Sidorkiewicz (3)	65. Mike Ribeiro	2/28/04	3:38	1-0 loss vs. MTL	Kevin Weekes (8)
20. Greg Brown	3/27/91	2:47	4-3 loss at NJ	Peter Sidorkiewicz (4)	66. Dany Heatley	3/15/04	1:43	1-0 loss at ATL	Kevin Weekes (9)
21. Ray Bourque	11/16/91	1:39	5-4 loss vs. BOS	Peter Sidorkiewicz (5)	67. Aleksey Morozov	3/19/04	1:17	4-3 loss at PIT	Kevin Weekes (10)
22. Stephan Lebeau	12/21/91	4:09	3-2 loss at MTL	Kay Whitmore (1)	68. Ken Klee	10/20/05	4:44	5-4 loss at TOR	Cam Ward
23. Vladimir Ruzicka	1/16/92	0:26	4-3 loss at BOS	Peter Sidorkiewicz (6)	69. Dan Boyle	12/26/05	4:26	5-4 loss at TB	Martin Gerber
24. Joe Juneau	10/8/92	2:16	3-2 loss at BOS	Sean Burke (1)	70. Sami Kapanen	12/29/05	1:27	4-3 loss vs. PHI	Cam Ward (2)
25. Randy McKay	10/28/92	0:48	4-3 loss vs. NJ	Frank Pietrangelo (1)	71. Joel Kwiatkowski	3/11/06	1:14	4-3 loss at FLA	Martin Gerber (2)
26. Ted Donato	11/27/92	4:36	5-4 loss at BOS	Frank Pietrangelo (2)	72. Brian Gionta	4/11/06	0:28	4-3 loss vs. NJ	Martin Gerber (3)
27. Gregori Pantalejev	1/2/93	2:36	3-2 loss at BOS	Frank Pietrangelo (3)	73. Martin St. Louis	4/15/06	4:49	3-2 loss at TB	Martin Gerber (4)
28. Ric Nattress	1/24/93	2:36	5-4 loss at PHI	Frank Pietrangelo (4)	74. Tom Poti	10/21/06	0:23	4-3 loss at NYI	John Grahame
29. Gary Roberts (2)	2/13/93	3:29	4-3 loss at CGY	Sean Burke (2)	75. Daniel Sedin	12/8/06	3:02	4-3 loss at VAN	Cam Ward (3)
30. Pierre Turgeon	2/28/93	2:39	7-6 loss vs. NYI	Sean Burke (3)	76. Zdeno Chara	2/3/07	1:49	4-3 loss vs. BOS	Cam Ward (4)
31. Vincent Damphousse	3/24/93	2:01	6-5 loss vs. MTL	Mario Gosselin (1)	77. Saku Koivu	10/3/07	1:05	3-2 loss vs. MTL	Cam Ward (5)
32. Dmitri Yuskevich	4/16/93	1:25	5-4 loss vs. PHI	Mike Lenarduzzi (1)	78. Simon Gagne	10/20/07	0:48	3-2 loss at PHI	John Grahame (2)
33. Jaromir Jagr	12/4/93	2:04	7-6 loss vs. PIT	Jeff Reese (1)	79. Marian Hossa	1/2/08	4:28	5-4 loss vs. ATL	Cam Ward (6)
34. Turner Stevenson	11/20/95	3:12	4-3 loss at MTL	Sean Burke (4)	80. Michal Handzus	10/17/08	3:21	4-3 loss at LA	Cam Ward (7)
35. Sandy McCarthy	1/10/96	2:06	3-2 loss at CGY	Sean Burke (5)	81. Jeff Carter	12/6/09	3:34	2-1 loss vs. PHI	Michael Leighton
36. Don Sweeney	3/27/96	3:01	6-5 loss vs. BOS	Sean Burke (6)	82. Cal Clutterbuck	10/24/09	1:55	3-2 loss at MIN	Cam Ward (8)
37. Steve Konowalchuk	1/1/97	3:01	3-2 loss at WSH	Jason Muzzatti (1)	83. Kyle Okposo	11/13/09	4:45	4-3 loss vs. NYI	Manny Legace
38. Ted Donato	1/2/97	2:21	5-4 loss vs. BOS	Jason Muzzatti (2)	84. Mike Green	12/11/09	1:16	4-3 loss at WSH	Cam Ward (9)
39. Mats Lindgren	1/12/97	2:27	2-1 loss at EDM	Sean Burke (7)	85. Tomas Fleischmann	3/10/10	3:20	4-3 loss at WSH	Manny Legace (2)
40. Brian Savage	2/8/97	1:01	3-2 loss at MTL	Sean Burke (8)	86. Martin St. Louis (2)	3/23/10	0:29	3-2 loss at TB	Manny Legace (3)
41. Jason Dawe	10/31/97	3:21	3-2 loss vs. BUF	Sean Burke (9)	87. Bryan Allen	1/3/11	1:16	4-3 loss vs. FLA	Cam Ward (10)
42. Matthew Barnaby	12/12/97	4:45	3-2 loss at BUF	Sean Burke (10)	88. Mats Zuccarello	1/5/11	3:09	2-1 loss at NYR	Cam Ward (11)
43. Steve Rucchin	11/11/98	1:04	5-4 loss at ANA	Trevor Kidd	89. Mattias Tedenby	2/8/11	2:42	3-2 loss at NJ	Cam Ward (12)
44. Jay Pandolfo	11/19/98	0:37	3-2 loss at NJ	Arturs Irbe	90. Marc-Andre Bergeron	2/12/11	1:32	4-3 loss at TB	Cam Ward (13)
45. Kelly Miller	1/16/99	3:09	3-2 loss vs. WSH	Arturs Irbe (2)	91. Tim Stapleton	3/9/11	1:38	3-2 loss vs. ATL	Cam Ward (14)
46. Kip Miller	3/10/99	2:49	3-2 loss vs. PIT	Arturs Irbe (3)	92. Marc-Andre Gagnani	4/3/11	2:56	2-1 loss vs. BUF	Cam Ward (15)

PLAYOFF OVERTIME GOALS

GOAL SCORER	DATE	TIME	RESULT	OPP. GOALIE	GOAL SCORER	DATE	TIME	RESULT	OPP. GOALIE
1. Sylvain Turgeon	4/9/86	2:36	3-2 win at QUE	Clint Malarchuk	12. Jeff O'Neill	5/21/02	6:01	2-1 win at TOR	Curtis Joseph (2)
2. Kevin Dineen (1)	4/23/86	1:06	2-1 win vs. MTL	Patrick Roy (1)	13. Martin Gelinac	5/28/02	8:05	2-1 win at TOR	Curtis Joseph (3)
3. Paul MacDermid	4/8/87	2:20	3-2 win vs. QUE	Mario Gosselin	14. Ron Francis	6/4/02	0:58	3-2 win at DET	Dominik Hasek
4. Kevin Dineen (2)	4/15/90	12:30	3-2 win vs. BOS	Andy Moog	15. Eric Staal	4/26/06	3:38	2-1 win at MTL	Cristobal Huet
5. Yvon Corriveau	4/29/92	0:24	2-1 win vs. MTL	Patrick Roy (2)	16. Cory Stillman	5/2/06	1:19	2-1 win at MTL	Cristobal Huet (2)
6. Ray Sheppard	4/24/99	17:05	3-2 win vs. BOS	Byron Dafeo	17. Niclas Wallin (3)	5/8/06	3:09	3-2 win vs. NJ	Martin Brodeur (4)
7. Rod Brind'Amour	4/18/01	0:46	3-2 win vs. NJ	Martin Brodeur (1)	18. Cory Stillman (2)	5/28/06	8:46	4-3 win vs. BUF	Ryan Miller
8. Bates Battaglia	4/19/02	15:26	2-1 win vs. NJ	Martin Brodeur (2)	19. Tim Gleason	4/17/09	2:40	2-1 win at NJ	Martin Brodeur (5)
9. Josef Vasicsek	4/24/02	8:16	3-2 win vs. NJ	Martin Brodeur (3)	20. Jussi Jokinen	5/6/09	2:48	3-2 win vs. BOS	Tim Thomas
10. Niclas Wallin	5/9/02	3:14	4-3 win at MTL	Jose Theodore	21. Scott Walker	5/14/09	18:46	3-2 win at BOS	Tim Thomas (2)
11. Niclas Wallin (2)	5/19/02	13:42	2-1 win vs. TOR	Curtis Joseph (1)					

OPPONENTS' PLAYOFF OVERTIME GOALS

GOAL SCORER	DATE	TIME	RESULT	CAR. GOALIE	GOAL SCORER	DATE	TIME	RESULT	CAR. GOALIE
1. Yvon Lambert	4/11/80	0:29	4-3 loss vs. MTL	Al Smith	8. Donald Audette	5/7/02	2:26	2-1 loss at MTL	Kevin Weekes
2. Claude Lemieux	4/29/86	5:55	2-1 loss at MTL	Mike Liut (1)	9. Igor Larionov	6/8/02	54:47	3-2 loss vs. DET	Arturs Irbe
3. Peter Stastny	4/16/87	6:05	5-4 loss at QUE	Mike Liut (2)	10. Michael Ryder	4/24/06	22:32	6-5 loss vs. MTL	Cam Ward
4. Stephane Richer	4/8/89	5:01	5-4 loss vs. MTL	Peter Sidorkiewicz	11. Daniel Briere	5/30/06	4:22	2-1 loss at BUF	Cam Ward (2)
5. Russ Courtnall (1)	4/9/89	15:12	4-3 loss vs. MTL	Kay Whitmore	12. Fernando Pisani	6/14/06	3:31	4-3 loss vs. EDM	Cam Ward (3)
6. Russ Courtnall (2)	5/1/92	25:26	3-2 loss at MTL	Frank Pietrangelo	13. Travis Zajac	4/19/09	4:58	3-2 loss vs. NJ	Cam Ward (4)
7. Anson Carter	4/30/99	34:45	4-3 loss vs. BOS	Arturs Irbe					

PLAYOFF HISTORY

History of Franchise Playoff Appearances with Results and Statistics



PLAYOFF STATS

1980 PLAYOFF STATISTICS

PLAYER	GP	G	A	PTS	PIM	PPG	SHG
HOWE, Mark	3	1	2	3	0	0	0
ROGERS, Mike	3	0	3	3	0	0	0
ROWE, Tom	3	2	0	2	0	0	0
HOWE, Gordie	3	1	1	2	2	0	0
ROBERTS, Gordie	3	1	1	2	2	0	0
HOWE, Marty	3	1	1	2	0	0	0
BOUTETTE, Pat	3	1	0	1	6	0	1
NEUFELD, Ray	2	1	0	1	0	0	0
KEON, Dave	3	0	1	1	0	0	0
ALLISON, Ray	2	0	1	1	0	0	0
JOHNSTON, Bernie	3	0	1	1	0	0	0
ALLEY, Steve	3	0	1	1	0	0	0
STOUGHTON, Blaine	1	0	0	0	0	0	0
SIMS, Al	3	0	0	0	2	0	0
DEBOL, Dave	3	0	0	0	0	0	0
FOTIU, Nick	3	0	0	0	6	0	0
HULL, Bobby	3	0	0	0	0	0	0
GIROUX, Larry	3	0	0	0	2	0	0
HODGSON, Rick	1	0	0	0	0	0	0
TOTALS	3	8	12	20	22	0	1
OPPONENTS	3	18	25	43	26	1	0

GOALTENDER	GPI	MINS	GA	GAA	W-L	SO	SA
SMITH, Al	2	120	10	5.00	0-2	0	65
GARRETT, John	1	60	8	8.00	0-1	0	40

Power Play Totals: Whalers 0-8 (0.0%); Montreal 1-10 (10.0%). **Penalty Killing:** Whalers 9-10 (90.0%); Montreal 8-8 (100%).

Shots by Period: Whalers 18-32-26-0 = 76; Montreal 37-40-27-1 = 105.

1986 PLAYOFF STATISTICS

PLAYER	GP	G	A	PTS	PIM	PPG	SHG
DINEEN, Kevin	10	6	7	13	18	1	0
ANDERSON, John	10	5	8	13	0	3	0
FERRARO, Ray	10	3	6	9	4	3	0
GAVIN, Stewart	10	4	1	5	13	0	0
TURGEON, Sylvain	9	2	3	5	4	0	0
EVASON, Dean	10	1	4	5	10	0	0
TIPPETT, Dave	10	2	2	4	4	0	1
BABYCH, Dave	8	1	3	4	14	0	0
McEWEN, Mike	8	0	4	4	6	0	0
MACDERMID, Paul	10	2	1	3	20	0	0
FRANCIS, Ron	10	1	2	3	4	0	0
SAMUELSSON, Ulf	10	1	2	3	38	0	0
JARVIS, Doug	10	0	3	3	4	0	0
QUENNEVILLE, Joel	10	0	2	2	12	0	0
ROBERTSON, Torrie	10	1	0	1	67	0	0
BABYCH, Wayne	10	0	1	1	2	0	0
KLEINENDORST, Scot	10	0	1	1	18	0	0
LAWLESS, Paul	1	0	0	0	0	0	0
WEEKS, Steve	3	0	0	0	0	0	0
MURZYN, Dana	4	0	0	0	10	0	0
LIUT, Mike	8	0	0	0	0	0	0
BOTHWELL, Tim	10	0	0	0	8	0	0
TOTALS	10	29	50	79	256	7	1
OPPONENTS	10	23	34	57	267	10	3

GOALTENDER	GPI	MINS	GA	GAA	W-L	SO	SA
LIUT, Mike	8	441	14	1.90	5-2	1	226
WEEKS, Steve	3	169	8	2.84	1-2	0	64

Power Play Totals: Whalers 7-38 (18.4%); Opponents 10-39 (25.6%). **Penalty Killing:** Whalers 29-39 (74.4%); Opponents 31-38 (81.6%).

Shots by Period: Whalers 75-100-82-4 = 261; Opponents 123-75-88-4 = 290.

1987 PLAYOFF STATISTICS

PLAYER	GP	G	A	PTS	PIM	PPG	SHG
GAVIN, Stewart	6	2	4	6	10	0	0
EVASON, Dean	5	3	2	5	35	0	0
FRANCIS, Ron	6	2	2	4	6	1	0
KLEINENDORST, Scot	4	1	3	4	20	0	0
DINEEN, Kevin	6	2	1	3	31	1	0
MACDERMID, Paul	6	2	1	3	34	0	0
MURZYN, Dana	6	2	1	3	29	1	0
ANDERSON, John	6	1	2	3	0	1	0
TURGEON, Sylvain	6	1	2	3	6	0	0
McEWEN, Mike	1	1	1	2	0	1	0
BABYCH, Dave	6	1	1	2	14	1	0
FERRARO, Ray	6	1	1	2	8	0	0
COTE, Sylvain	2	0	2	2	0	0	0
LAWLESS, Paul	2	0	2	2	2	0	0
LADOUCEUR, Randy	6	0	2	2	12	0	0
TIPPETT, Dave	6	0	2	2	4	0	0
SAMUELSSON, Ulf	5	0	1	1	41	0	0
WEEKS, Steve	1	0	0	0	0	0	0
CHURLA, Shane	2	0	0	0	42	0	0
HUGHES, Pat	3	0	0	0	0	0	0
SEMENKO, Dave	4	0	0	0	15	0	0
JARVIS, Doug	6	0	0	0	4	0	0
LIUT, Mike	6	0	0	0	2	0	0
QUENNEVILLE, Joel	6	0	0	0	0	0	0
TOTALS	6	19	30	49	315	6	0
OPPONENTS	6	27	49	76	294	12	1

GOALTENDER	GPI	MINS	GA	GAA	W-L	SO	SA
WEEKS, Steve	1	36	1	1.67	0-0	0	22
LIUT, Mike	6	332	25	4.52	2-4	0	159

Power Play Totals: Whalers 6-35 (17.1%); Quebec 12-39 (30.8%). **Penalty Killing:** Whalers 27-39 (69.2%); Quebec 29-35 (82.9%).

Shots by Period: Whalers 67-67-69-4 = 207; Quebec 54-71-50-6 = 181.

1988 PLAYOFF STATISTICS

PLAYER	GP	G	A	PTS	PIM	PPG	SHG
DINEEN, Kevin	6	4	4	8	8	1	0
FRANCIS, Ron	6	2	5	7	2	1	0
WILSON, Carey	6	2	4	6	2	1	0
BABYCH, Dave	6	3	2	5	2	0	0
MACDERMID, Paul	6	0	5	5	14	0	0
GAVIN, Stewart	6	2	2	4	4	0	0
CARSON, Lindsay	5	1	2	3	0	0	0
KLEINENDORST, Scot	3	1	1	2	0	1	0
COTE, Sylvain	6	1	1	2	4	1	0
EVASON, Dean	6	1	1	2	2	0	0
FERRARO, Ray	6	1	1	2	6	1	0
LADOUCEUR, Randy	6	1	1	2	4	0	0
McEWEN, Mike	2	0	2	2	2	0	0
QUENNEVILLE, Joel	6	0	2	2	2	0	0
YOUNG, Scott	4	1	0	1	0	0	0
ROBERTSON, Torrie	6	0	1	1	6	0	0
SHEEHY, Neil	1	0	0	0	7	0	0
LIUT, Mike	3	0	0	0	0	0	0
BRODEUR, Richard	4	0	0	0	0	0	0
PETERSON, Brent	4	0	0	0	2	0	0
SAMUELSSON, Ulf	5	0	0	0	8	0	0
TIPPETT, Dave	6	0	0	0	2	0	0
TURGEON, Sylvain	6	0	0	0	4	0	0
TOTALS	6	20	34	54	81	6	0
OPPONENTS	6	23	40	63	80	6	0

GOALTENDER	GPI	MINS	GA	GAA	W-L	SA
BRODEUR, Richard	4	200	12	3.60	1-3	87
LIUT, Mike	3	160	11	4.13	1-1	82

Power Play Totals: Whalers 6-26 (23.1%); Montreal 6-25 (24.0%). **Penalty Killing:** Whalers 19-25 (76.0%); Montreal 21-26 (80.8%).

Shots by Period: Whalers 60-61-59 = 180; Montreal 47-65-57 = 169.

PLAYOFF STATS

1989 PLAYOFF STATISTICS

PLAYER	GP	G	A	PTS	PIM	PPG	SHG
BABYCH, Dave	4	1	5	6	2	0	0
EVASON, Dean	4	1	2	3	10	0	1
QUENNEVILLE, Joel	4	0	3	3	4	0	0
FERRARO, Ray	4	2	0	2	4	0	0
YOUNG, Scott	4	2	0	2	4	0	0
MACDERMID, Paul	4	1	1	2	6	0	0
SAMUELSSON, Ulf	4	0	2	2	4	0	0
FRANCIS, Ron	4	0	2	2	0	0	0
TURGEON, Sylvain	4	0	2	2	4	0	0
LAWTON, Brian	3	1	0	1	0	0	0
SHAW, Brad	3	1	0	1	0	0	0
DINEEN, Kevin	4	1	0	1	10	0	0
JENNINGS, Grant	4	1	0	1	17	1	0
PETERSON, Brent	2	0	1	1	4	0	0
COTE, Sylvain	3	0	1	1	4	0	0
ANDERSON, John	4	0	1	1	2	0	0
TIPPETT, Dave	4	0	1	1	0	0	0
HULL, Jody	1	0	0	0	2	0	0
LADOUCEUR, Randy	1	0	0	0	10	0	0
MACIVER, Norm	1	0	0	0	2	0	0
MARTIN, Tom	1	0	0	0	4	0	0
PAVESE, Jim	1	0	0	0	0	0	0
SIDORKIEWICZ, Peter	2	0	0	0	0	0	0
WHITMORE, Kay	2	0	0	0	0	0	0
MALONEY, Don	4	0	0	0	8	0	0
TOTALS	4	11	21	32	111	1	1
OPPONENTS	4	18	25	43	125	4	1

GOALTENDER	GPI	MINS	GA	GAA	W-L	SO	SA
SIDORKIEWICZ, Peter	2	124	8	3.87	0-2	0	45
WHITMORE, Kay	2	135	10	4.44	0-2	0	73

Power Play Totals: Whalers 1-15 (6.7%); Montreal 4-18 (22.2%). **Penalty Killing:** Whalers 14-18 (77.8%); Montreal 14-15 (93.3%).

Shots by Period: Whalers 41-41-33-14 = 129; Montreal 31-41-31-15 = 118.

1990 PLAYOFF STATISTICS

PLAYER	GP	G	A	PTS	PIM	PPG	SHG
SHAW, Brad	7	2	5	7	0	1	0
FRANCIS, Ron	7	3	3	6	8	1	0
DINEEN, Kevin	6	3	2	5	18	0	0
EVASON, Dean	7	2	2	4	22	0	0
VERBEEK, Pat	7	2	2	4	26	1	0
TIPPETT, Dave	7	1	3	4	2	0	0
KRYGIER, Todd	7	2	1	3	4	0	0
BABYCH, Dave	7	1	2	3	0	0	0
ANDERSSON, Mikael	5	0	3	3	2	0	0
FERRARO, Ray	7	0	3	3	2	0	0
YOUNG, Scott	7	2	0	2	2	0	0
CORRIVEAU, Yvon	4	1	0	1	0	0	0
LADOUCEUR, Randy	7	1	0	1	10	0	0
SAMUELSSON, Ulf	7	1	0	1	18	0	0
HULL, Jody	5	0	1	1	2	0	0
TOMLAK, Mike	7	0	1	1	2	0	0
BURT, Adam	2	0	0	0	0	0	0
GOVEDARIS, Chris	2	0	0	0	2	0	0
KASTELIC, Ed	2	0	0	0	0	0	0
CUNNEYWORTH, Randy	4	0	0	0	2	0	0
COTE, Sylvain	5	0	0	0	2	0	0
JENNINGS, Grant	7	0	0	0	17	0	0
SIDORKIEWICZ, Peter	7	0	0	0	0	0	0
Bench	0	0	0	0	2	0	0
TOTALS	7	21	28	49	143	3	0
OPPONENTS	7	23	38	61	193	8	1

GOALTENDER	GPI	MINS	GA	GAA	W-L	SO	SA
SIDORKIEWICZ, Peter	7	429	23	3.22	3-4	0	193

Power Play Totals: Whalers 3-34 (8.8%); Boston 8-32 (25.0%). **Penalty Killing:** Whalers 24-32 (60.7%); Boston 31-34 (91.2%).

Shots by Period: Whalers 74-51-47-3 = 175; Boston 70-63-55-5 = 193.

1991 PLAYOFF STATISTICS

PLAYER	GP	G	A	PTS	PIM	PPG	SHG
CULLEN, John	6	2	7	9	10	0	0
HUNTER, Mark	6	5	1	6	17	3	0
VERBEEK, Pat	6	3	2	5	40	2	0
LADOUCEUR, Randy	6	1	4	5	6	0	0
ZALAPSKI, Zarley	6	1	3	4	8	0	0
EVASON, Dean	6	0	4	4	29	0	0
SHAW, Brad	6	1	2	3	2	0	0
YAKE, Terry	6	1	1	2	16	0	1
COTE, Sylvain	6	0	2	2	2	0	0
KRYGIER, Todd	6	0	2	2	0	0	0
BROWN, Rob.	5	1	0	1	7	1	0
CYR, Paul	6	1	0	1	10	0	0
DINEEN, Kevin	6	1	0	1	16	0	0
SIDORKIEWICZ, Peter	6	0	1	1	2	0	0
CUNNEYWORTH, Randy	1	0	0	0	0	0	0
TOMLAK, Mike	3	0	0	0	2	0	0
SANDERSON, Geoff	3	0	0	0	0	0	0
HOLIK, Bobby	6	0	0	0	7	0	0
HOUDA, Doug	6	0	0	0	8	0	0
McKENZIE, Jim	6	0	0	0	8	0	0
RICHARDS, Todd	6	0	0	0	2	0	0
TOTALS	6	17	29	46	192	6	1
OPPONENTS	6	24	40	64	145	10	0

GOALTENDER	GPI	MINS	GA	GAA	W-L	SO	SA
SIDORKIEWICZ, Peter	6	359	24	4.01	2-4	0	174

Power Play Totals: Whalers 6-24 (25.0%); Boston 10-36 (28.0%). **Penalty Killing:** Whalers 26-36 (72.0%); Boston 18-24 (75.0%).

Shots by Period: Whalers 65-61-42 = 168; Boston 52-59-63 = 174.

1992 PLAYOFF STATISTICS

PLAYER	GP	G	A	PTS	PIM	PPG	SHG
CRAVEN, Murray	7	3	3	6	6	0	1
CASSELS, Andrew	7	2	4	6	6	1	0
CORRIVEAU, Yvon	7	3	2	5	18	2	0
ZALAPSKI, Zarley	7	2	3	5	6	0	0
CUNNEYWORTH, Randy	7	3	0	3	9	1	1
CULLEN, John	7	2	1	3	12	1	0
POULIN, Patrick	7	2	1	3	0	1	0
RICHARDS, Todd	5	0	3	3	4	0	0
HOUDA, Doug	6	0	2	2	13	0	0
ANDERSSON, Mikael	7	0	2	2	6	0	0
VERBEEK, Pat	7	0	2	2	12	0	0
SANDERSON, Geoff	7	1	0	1	2	0	0
SHAW, Brad	3	0	1	1	4	0	0
GILLIS, Paul	5	0	1	1	0	0	0
HOLIK, Bobby	7	0	1	1	6	0	0
KONROYD, Steve	7	0	1	1	2	0	0
LADOUCEUR, Randy	7	0	1	1	11	0	0
WHITMORE, Kay	1	0	0	0	0	0	0
BURT, Adam	2	0	0	0	0	0	0
HUNTER, Mark	4	0	0	0	6	0	0
BERGEVIN, Marc	5	0	0	0	2	0	0
SHANK, Daniel	5	0	0	0	22	0	0
PIETRANGELO, Frank	7	0	0	0	0	0	0
TOTALS	7	18	28	46	147	6	2
OPPONENTS	7	21	35	56	169	8	1

GOALTENDER	GPI	MINS	GA	GAA	W-L	SO	SA
WHITMORE, Kay	1	19	1	3.16	0-0	0	1
PIETRANGELO, Frank	7	425	19	2.68	3-4	0	244

Power Play Totals: Whalers 6-40 (15.0%); Montreal 8-41 (19.5%). **Penalty Killing:** Whalers 33-41 (80.5%); Montreal 34-40 (85.0%).

Shots by Period: Whalers 51-83-63-11 = 208; Montreal 71-87-69-23 = 250.

PLAYOFF STATS

1999 PLAYOFF STATISTICS

PLAYER	GP	G	A	PTS	PIM	PPG	SHG
SHEPPARD, Ray	6	5	1	6	2	1	0
CHIASSON, Steve	6	1	2	3	2	1	0
GELINAS, Martin	6	0	3	3	2	0	0
PRIMEAU, Keith	6	0	3	3	6	0	0
BATTAGLIA, Bates	6	0	3	3	8	0	0
KRON, Robert	5	2	0	2	0	0	0
KAPANEN, Sami	5	1	1	2	0	0	0
ROBERTS, Gary	6	1	1	2	8	0	0
KOVALENKO, Andrei	4	0	2	2	2	0	0
FRANCIS, Ron	3	0	1	1	0	0	0
COFFEY, Paul	5	0	1	1	2	0	0
O'NEILL, Jeff	6	0	1	1	0	0	0
MACDONALD, Craig	1	0	0	0	0	0	0
KARPA, Dave	2	0	0	0	2	0	0
PRATT, Nolan	3	0	0	0	2	0	0
HALKO, Steven	4	0	0	0	2	0	0
MALIK, Marek	4	0	0	0	4	0	0
DINEEN, Kevin	6	0	0	0	8	0	0
LESCHYSHYN, Curtis	6	0	0	0	6	0	0
RANHEIM, Paul	6	0	0	0	2	0	0
WESLEY, Glen	6	0	0	0	2	0	0
IRBE, Arturs	6	0	0	0	0	0	0
MANDERVILLE, Kent	6	0	0	0	2	0	0
TOTALS	6	10	19	29	62	2	0
OPPONENTS	6	16	24	40	54	4	0

GOALTENDER	GPI	MINS	GA	GAA	W-L	SO	SA
IRBE, Arturs	6	408	15	2.21	2-4	0	181

Power Play Totals: Hurricanes 2-21 (9.5%); Boston 4-24 (16.7%). **Penalty Killing:** Hurricanes 20-24 (83.3%); Boston 19-21 (90.5%).

Shots by Period: Hurricanes 59-57-26-22 = 164; Boston 40-59-61-22 = 182.

2001 PLAYOFF STATISTICS

PLAYER	GP	G	A	PTS	PIM	PPG	SHG
KAPANEN, Sami	6	2	3	5	0	1	0
BRIND'AMOUR, Rod	6	1	3	4	6	0	0
O'NEILL, Jeff	6	1	2	3	10	0	0
TANABE, David	6	2	0	2	12	2	0
VASICEK, Josef	6	2	0	2	0	0	0
OZOLINSH, Sandis	6	0	2	2	5	0	0
BATTAGLIA, Bates	6	0	2	2	2	0	0
DANIELS, Jeff	6	0	2	2	2	0	0
GELINAS, Martin	6	0	1	1	6	0	0
DIMAIO, Rob	6	0	0	0	4	0	0
WESTLUND, Tommy	6	0	0	0	17	0	0
WESLEY, Glen	6	0	0	0	0	0	0
HATCHER, Kevin	6	0	0	0	6	0	0
KARPA, David	6	0	0	0	17	0	0
PELLERIN, Scott	6	0	0	0	4	0	0
LANGDON, Darren	4	0	0	0	12	0	0
ADAMS, Craig	3	0	0	0	0	0	0
MALIK, Marek	3	0	0	0	6	0	0
WALLIN, Niclas	3	0	0	0	2	0	0
FRANCIS, Ron	3	0	0	0	0	0	0
WILLIS, Shane	2	0	0	0	0	0	0
TOTALS	6	8	15	23	111	3	0
OPPONENTS	6	20	33	53	97	2	1

GOALTENDER	GPI	MINS	GA	GAA	W-L	SO	SA
IRBE, Arturs	6	360	20	3.33	2-4	0	201

Power Play Totals: Hurricanes 3-29 (10.3%); New Jersey 2-24 (8.3%). **Penalty Killing:** Hurricanes 22-24 (91.7%); New Jersey 26-29 (89.7%).

Shots by Period: Hurricanes 32-45-36-1= 114; New Jersey 72-79-50-0 = 201.

2002 PLAYOFF STATISTICS

PLAYER	GP	G	A	PTS	PIM	PPG	SHG
FRANCIS, Ron	23	6	10	16	6	4	0
BATTAGLIA, Bates	23	5	9	14	14	1	0
O'NEILL, Jeff	22	8	5	13	27	3	0
BRIND'AMOUR, Rod	23	4	8	12	16	2	1
COLE, Erik	23	6	3	9	30	1	0
KAPANEN, Sami	23	1	8	9	6	0	0
HILL, Sean	23	4	4	8	20	4	0
GELINAS, Martin	23	3	4	7	10	0	0
VASICEK, Josef	23	3	2	5	12	0	0
HEDICAN, Bret	23	1	4	5	20	0	0
SVOBODA, Jaroslav	23	1	4	5	28	1	0
WALLIN, Niclas	23	2	1	3	12	0	0
MALIK, Marek	23	0	3	3	18	0	0
WARD, Aaron	23	1	1	2	22	0	0
WESLEY, Glen	22	0	2	2	12	0	0
WESTLUND, Tommy	19	1	0	1	0	0	0
ADAMS, Kevyn	23	1	0	1	4	0	0
TANABE, David	1	0	1	1	0	0	0
DANIELS, Jeff	23	0	1	1	0	0	0
ADAMS, Craig	1	0	0	0	0	0	0
MACDONALD, Craig	4	0	0	0	2	0	0
WEEKES, Kevin	8	0	0	0	0	0	0
IRBE, Arturs	18	0	0	0	0	0	0
TOTALS	23	47	70	117	259	16	1
OPPONENTS	23	43	69	112	296	15	2

GOALTENDER	GPI	MINS	GA	GAA	W-L	SO	SA
WEEKES, Kevin	8	408	11	1.62	3-2	2	180
IRBE, Arturs	18	1078	30	1.67	10-8	1	480

Power Play Totals: Hurricanes 16-103 (15.5%); Opponents 15-96 (15.6%). **Penalty Killing:** Hurricanes 81-96 (84.4%); Opponents 87-103 (84.5%).

Shots by Period: Hurricanes 161-219-213-52 = 645; Opponents 199-216-198-49 = 662.

2006 PLAYOFF STATISTICS

PLAYER	GP	G	A	PTS	PIM	PPG	SHG
STAAL, Eric	25	9	19	28	8	7	0
STILLMAN, Cory	25	9	17	26	14	4	0
BRIND'AMOUR, Rod	25	12	6	18	16	6	0
WILLIAMS, Justin	25	7	11	18	34	0	1
CULLEN, Matt	25	4	14	18	12	2	0
RECCHI, Mark	25	7	9	16	18	2	0
WEIGHT, Doug	23	3	13	16	20	2	0
WHITNEY, Ray	24	9	6	15	14	5	0
KABERLE, Frantisek	25	4	9	13	8	3	0
HEDICAN, Bret	25	2	9	11	42	0	0
LADD, Andrew	17	2	3	5	4	0	0
WARD, Aaron	25	2	3	5	18	0	0
WALLIN, Niclas	25	1	4	5	14	0	0
COMMODORE, Mike	25	2	2	4	33	0	1
WESLEY, Glen	25	0	2	2	16	0	0
LAROSE, Chad	21	0	1	1	10	0	0
WARD, Cam	23	0	1	1	0	0	0
ADAMS, Kevyn	25	0	0	0	14	0	0
ADAMS, Craig	25	0	0	0	10	0	0
COLE, Erik	2	0	0	0	0	0	0
TVERDOVSKY, Oleg	5	0	0	0	0	0	0
GERBER, Martin	6	0	0	0	4	0	0
VASICEK, Josef	8	0	0	0	2	0	0
TOTALS	25	73	129	202	319	31	2
OPPONENTS	25	60	108	168	334	20	2

GOALTENDER	GPI	MINS	GA	GAA	W-L	SO	SA
WARD, Cam	23	1320	47	2.14	15-8	2	631
GERBER, Martin	6	221	13	3.53	1-1	1	103

Power Play Totals: Hurricanes 31-129 (24.0%); Opponents 20-137 (14.6%). **Penalty Killing:** Hurricanes 117-137 (85.4%); Opponents 98-129 (76.0%).

Shots by Period: Hurricanes 230-252-211-28 = 721; Opponents 232-220-204-18 = 674.

PLAYOFF RECORDS

2009 PLAYOFF STATISTICS

PLAYER	GP	G	A	PTS	PIM	PPG	SHG
STAAL, Eric	18	10	5	15	4	3	0
JOKINEN, Jussi	18	7	4	11	2	2	0
LAROSE, Chad	18	4	7	11	16	0	0
WHITNEY, Ray	18	3	8	11	4	0	0
SAMSONOV, Sergei	17	5	3	8	6	0	0
PITKANEN, Joni	18	0	8	8	16	0	0
CORVO, Joe	18	2	5	7	4	1	0
WALKER, Scott	18	1	6	7	19	0	0
CULLEN, Matt	18	3	3	6	14	0	1
SEIDENBERG, Dennis	16	1	5	6	16	0	0
GLEASON, Tim	18	1	4	5	32	0	0
COLE, Erik	18	0	5	5	22	0	0
BAYDA, Ryan	15	2	2	4	18	0	0
RUUTU, Tuomo	16	1	3	4	8	0	0
BRIND'AMOUR, Rod	18	1	3	4	8	0	0
EAVES, Patrick	18	1	2	3	13	0	0
DWYER, Patrick	2	0	1	1	0	0	0
KABERLE, Frantisek	7	0	1	1	2	0	0
BABCHUK, Anton	13	0	1	1	10	0	0
HELMINEN, Dwight	1	0	0	0	0	0	0
CONBOY, Tim	3	0	0	0	9	0	0
WALLIN, Niclas	18	0	0	0	4	0	0
WARD, Cam	18	0	0	0	0	0	0
TOTALS	18	42	76	118	231	6	1
OPPONENTS	18	52	89	141	214	8	0

GOALTENDER	GPI	MINS	GA	GAA	W-L	SO	SA
WARD, Cam	18	1101	49	2.67	8-10	2	576

Power Play Totals: Hurricanes 6-60 (10.0%); Opponents 8-71 (11.3%). **Penalty Killing:** Hurricanes 63-71 (88.7%); Opponents 54-60 (90.0%).

Shots by Period: Hurricanes 186-189-177-18 = 570; Opponents 181-205-176-17 = 579.

ALL-TIME NHL PLAYOFF HISTORY

YEAR	RESULTS vs. SERIES OPPONENT	WHALERS/HURRICANES		OPPONENT
		GOALS	GOALS	GOALS
1980	0-3 series loss to Montreal Canadiens	8		18
1981	Did not qualify for playoffs			
1982	Did not qualify for playoffs			
1983	Did not qualify for playoffs			
1984	Did not qualify for playoffs			
1985	Did not qualify for playoffs			
1986	3-0 series win over Quebec Nordiques	16		7
	3-4 series loss to Montreal Canadiens	13		16
1987	2-4 series loss to Quebec Nordiques	19		27
1988	2-4 series loss to Montreal Canadiens	20		23
1989	0-4 series loss to Montreal Canadiens	11		18
1990	3-4 series loss to Boston Bruins	21		23
1991	2-4 series loss to Boston Bruins	17		24
1992	3-4 series loss to Montreal Canadiens	18		21
1993	Did not qualify for playoffs			
1994	Did not qualify for playoffs			
1995	Did not qualify for playoffs			
1996	Did not qualify for playoffs			
1997	Did not qualify for playoffs			
1998	Did not qualify for playoffs			
1999	2-4 series loss to Boston Bruins	10		16
2000	Did not qualify for playoffs			
2001	2-4 series loss to New Jersey Devils	8		20
2002	4-2 series win over New Jersey Devils	9		11
	4-2 series win over Montreal Canadiens	21		12
	4-2 series win over Toronto Maple Leafs	10		6
	1-4 series loss to Detroit Red Wings	7		14
2003	Did not qualify for playoffs			

ALL-TIME NHL PLAYOFF HISTORY CONTINUED

YEAR	RESULTS vs. SERIES OPPONENT	WHALERS/HURRICANES GOALS	OPPONENT GOALS
2004	<i>Did not qualify for playoffs</i>		
2006	4-2 series win over Montreal Canadiens	15	17
	4-1 series win over New Jersey Devils	17	10
	4-3 series win over Buffalo Sabres	22	17
	4-3 series win over Edmonton Oilers	19	16
2007	<i>Did not qualify for playoffs</i>		
2008	<i>Did not qualify for playoffs</i>		
2009	4-3 series win over New Jersey Devils	17	15
	4-3 series win over Boston Bruins	16	17
	0-4 series loss to Pittsburgh Penguins	9	20
2010	<i>Did not qualify for playoffs</i>		
2011	<i>Did not qualify for playoffs</i>		
TOTALS	59-68 (.465)	323	368

INDIVIDUAL SINGLE-GAME PLAYOFF RECORDS

MOST GOALS	2	23 times; last: Eric Staal , May 8, 2009, in a 4-1 win vs. Boston
MOST ASSISTS	4	John Anderson, April 12, 1986, in a 9-4 win vs. Quebec Eric Staal , April 24, 2006, in a 6-5 double-overtime loss vs. Montreal
MOST POINTS	6	John Anderson, April 12, 1986, in a 9-4 win vs. Quebec
MOST PENALTY MINUTES	30	Shane Churla, April 11, 1987, in a 5-1 loss at Quebec
MOST SAVES	53	Frank Pietrangelo, May 1-2, 1992, in a 3-2 overtime loss at Montreal
FASTEST TWO GOALS (one player)	3:08	Erik Cole, May 13, 2002, in an 8-2 win at Montreal
MOST SHOTS ON GOAL	11	Jeff O'Neill, May 28, 2002, in a 2-1 overtime win at Toronto

INDIVIDUAL SERIES PLAYOFF RECORDS

MOST GOALS	5	Eric Staal vs. New Jersey, 2009; Ray Sheppard vs. Boston, 1999; Mark Hunter vs. Boston, 1991
MOST ASSISTS	7	John Cullen vs. Boston, 1991
MOST POINTS	10	Bates Battaglia vs. Montreal, 2002; Cory Stillman vs. Buffalo, 2006
MOST PENALTY MINUTES	51	Torrie Robertson vs. Montreal, 1986
MOST SAVES	227	Cam Ward vs. New Jersey, 2009
MOST SHOTS ON GOAL	33	Eric Staal vs. New Jersey, 2009
MOST CONSECUTIVE GAMES (Goalie)	7	Peter Sidorkiewicz, 1990; Frank Pietrangelo, 1992; Cam Ward , 2006 and twice in 2009
LONGEST SHUTOUT STREAK	105:07	Arturs Irbe, May 21-25, 2002

INDIVIDUAL ONE-YEAR PLAYOFF RECORDS

MOST GOALS	12	Rod Brind'Amour, 2006
MOST ASSISTS	19	Eric Staal , 2006
MOST POINTS	28	Eric Staal , 2006
MOST PENALTY MINUTES	67	Torrie Robertson, 1986
MOST SAVES	537	Cam Ward , 2006
MOST SHOTS ON GOAL	87	Eric Staal , 2006
LONGEST GOAL-SCORING STREAK	4 games	Ray Sheppard, April 24-30, 1999 Bates Battaglia, May 7-13, 2002
LONGEST ASSIST STREAK	5 games	Cory Stillman, May 26-June 5, 2006
LONGEST POINT-SCORING STREAK	15 games	Eric Staal , April 24-May 28, 2006 (7g, 13a)
LONGEST SHUTOUT STREAK	143:55	Kevin Weekes, April 24-May 3, 2002

TEAM SINGLE-GAME PLAYOFF RECORDS

MOST GOALS	9	April 12, 1986, in a 9-4 win vs. Quebec
MOST GOALS AGAINST	8	April 9, 1980, in an 8-4 loss at Montreal
MOST TOTAL GOALS	13	April 12, 1986, in a 9-4 win vs. Quebec
FASTEST GOAL (game)	0:25	Erik Cole, May 13, 2002, in an 8-2 win at Montreal
FASTEST GOAL (period)	0:22	Ray Whitney, April 24, 2006, in a 6-5 2OT loss vs. Montreal (third period)
LARGEST WINNING MARGIN	6	May 13, 2002, in an 8-2 win at Montreal May 6, 2006, in a 6-0 win vs. New Jersey
LARGEST LOSING MARGIN	5	April 8, 1980, in a 6-1 loss at Montreal April 11, 1991, in a 6-1 loss at Boston April 22, 2006, in a 6-1 loss vs. Montreal
SHORTEST OVERTIME	0:24	April 29, 1992, in a 2-1 win vs. Montreal
LONGEST OVERTIME	54:47	June 8-9, 2002, in a 3-2 loss vs. Detroit
LONGEST GAME	114:47	June 8-9, 2002, in a 3-2 loss vs. Detroit. Igor Larionov scored at 14:47 of the third overtime.
MOST PENALTY MINUTES	71	April 17, 2001, in a 4-0 loss vs. New Jersey
MOST PENALTY MINUTES, BOTH TEAMS	243	April 11, 1987, in a 3-1 loss at Quebec

PLAYOFF RECORDS

TEAM SERIES PLAYOFF RECORDS

MOST GOALS SCORED	22	vs. Buffalo, 2006, seven games
FEWEST GOALS SCORED	7	vs. Detroit, 2002, five games
MOST GOALS ALLOWED	27	by Quebec, 1987, six games
FEWEST GOALS ALLOWED	6	by Toronto, 2002, six games

TEAM ONE-YEAR PLAYOFF RECORDS

MOST GOALS SCORED	73	2006, 25 games
MOST GOALS ALLOWED	60	2006, 25 games
MOST TOTAL GOALS	133	2006, 25 games
MOST SHUTOUTS	3	2002, (4/27 and 5/3, Kevin Weekes; 5/23, Arturs Irbe) 2006, (5/6 and 5/7, Cam Ward ; 5/26, Martin Gerber)
LONGEST WINNING STREAK	7 games	April 26-May 10, 2006
LONGEST LOSING STREAK	4 games	April 11-16, 1987; April 5-9, 1989 June 6-13, 2002; May 18-26, 2009

OPPONENTS INDIVIDUAL SINGLE-GAME PLAYOFF RECORDS

MOST GOALS	3	Peter Stastny (April 11, 1987, in 5-1 Quebec win); Michel Goulet (April 12, 1987, in 4-1 Quebec win); John Ogrodnick (April 14, 1987, in 7-5 Quebec win); Cam Neely (April 4, 1991, in 4-3 Boston win) Evgeni Malkin (May 21, 2009, in a 7-4 Pittsburgh win)
MOST ASSISTS	5	Risto Siltanen, Quebec, April 5, 1987, in 7-5 Quebec win
MOST POINTS	5	Risto Siltanen, Quebec, April 5, 1987 (5a)
MOST PENALTY MINUTES	24	Randy Moller, Quebec, April 12, 1986, in a 9-4 Quebec loss
MOST SAVES	45	Jose Theodore, Montreal, May 5, 2002, in 4-1 Montreal win
FASTEST TWO GOALS BY ONE PLAYER	2:40	Kirk Muller, Montreal, April 27, 1992, in 7-4 Montreal win
MOST SHOTS ON GOAL	8	Alexander Mogilny, Toronto, May 19, 2002 Evgeni Malkin, May 21, 2009, in a 7-4 Pittsburgh win

OPPONENTS INDIVIDUAL SERIES PLAYOFF RECORDS

MOST GOALS	6	Yvon Lambert, Montreal, 1980; Stephane Richer, Montreal, 1988 Michel Goulet, Quebec, 1987; Evgeni Malkin, Pittsburgh, 2009
MOST ASSISTS	9	Denis Savard, Montreal, 1992
MOST POINTS	11	Stephane Richer, Montreal, 1988
MOST PENALTY MINUTES	50	Basil McRae, Quebec, 1987
MOST SAVES	222	Martin Brodeur, New Jersey, 2009
MOST SHOTS ON GOAL	29	Zach Parise, New Jersey, 2009
MOST CONSECUTIVE GAMES BY GOALTENDER	7	Patrick Roy, Montreal, 1986; Ryan Miller, Buffalo, 2006 Martin Brodeur, New Jersey, 2009; Tim Thomas, Boston, 2009
LONGEST SHUTOUT STREAK	186:03	Dominik Hasek, Detroit, 2002

OPPONENTS SINGLE-GAME PLAYOFF RECORDS

MOST GOALS	8	April 9, 1980, Montreal defeated Hartford 8-4
MOST GOALS AGAINST	9	April 12, 1986, Hartford defeated Quebec 9-4
MOST TOTAL GOALS	13	April 12, 1986, Hartford defeated Quebec 9-4
FASTEST GOAL (game)	0:13	Petri Skriko, April 5, 1991, in a 4-3 Boston win
FASTEST GOAL (period other than first)	0:29	Yvon Lambert in overtime on April 11, 1980 Montreal defeated Hartford 4-3
LARGEST WINNING MARGIN	5	Montreal in a 6-1 victory on April 8, 1980 Boston in a 6-1 victory on April 11, 1991 Montreal in a 6-1 victory on April 22, 2006
LARGEST LOSING MARGIN	6	Montreal in an 8-2 loss on May 13, 2002 New Jersey in a 6-0 loss on May 6, 2006

OPPONENTS TEAM SERIES PLAYOFF RECORDS

MOST GOALS SCORED	27	Quebec in 1987 in a 4-2 series win by Quebec
FEWEST GOALS SCORED	6	Toronto in 2002 in a 4-2 series win by Carolina
MOST GOALS ALLOWED	22	Buffalo in 2006 in a 4-3 series win by Carolina
FEWEST GOALS ALLOWED	7	Detroit in 2002 in a 4-1 series win by Detroit

TOP 20 PLAYOFF SCORERS

PLAYER	GP	G	A	PTS	PIM	PLAYER	GP	G	A	PTS	PIM
1. STAAL, Eric	43	19	24	43	12	11. WILLIAMS, Justin	25	7	11	18	34
2. FRANCIS, Ron	62	14	25	39	26	FERRARO, Ray	33	7	11	18	24
3. BRIND'AMOUR, Rod	72	18	20	38	46	13. O'NEILL, Jeff	34	9	7	17	37
4. DINEEN, Kevin	44	17	14	31	109	ANDERSON, John	20	6	11	17	2
5. WHITNEY, Ray	42	12	14	26	19	15. RECCHI, Mark	25	7	9	16	18
STILLMAN, Cory	25	9	17	26	14	KAPANEN, Sami	34	4	12	16	6
7. CULLEN, Matt	43	7	17	24	26	WEIGHT, Doug	23	3	13	16	20
8. EVASON, Dean	38	8	15	23	18	18. GAVIN, Stewart	22	8	7	15	27
9. BABYCH, Dave	31	7	13	20	32	HEDICAN, Bret	46	3	12	15	56
10. BATTAGLIA, Bates	35	5	14	19	24	20. COLE, Erik	43	6	8	14	52
						KABERLE, Frantisek	32	4	10	14	10

TEAM PLAYOFF GOALTENDING

GOALTENDER	GP	MINS	GA	GAA	SVS	SVS%	W-L	SO	SA
WEEKES, Kevin	8	408	11	1.62	169	.939	3-2	2	180
IRBE, Arturs	30	1846	65	2.11	797	.925	14-16	1	862
WARD, Cam	41	2421	96	2.38	1064	.917	23-18	4	1,160
WEEKS, Steve	4	205	9	2.63	77	.895	1-2	0	86
PIETRANGELO, Frank	7	425	19	2.68	225	.922	3-4	0	244
LIUT, Mike	17	933	50	3.21	417	.892	8-7	1	467
GERBER, Martin	6	221	13	3.53	77	.856	1-1	1	90
BRODEUR, Richard	4	200	12	3.60	75	.882	1-3	0	87
SIDORKIEWICZ, Peter	15	912	55	3.62	404	.881	5-10	0	459
WHITMORE, Kay	3	154	11	4.29	67	.859	0-2	0	78
SMITH, AI	2	120	10	5.00	55	.846	0-2	0	65
GARRETT, John	1	60	8	8.00	32	.800	0-1	0	40

OPPONENT PLAYOFF SCORING LEADERS

PLAYER	TEAM	GP	G	A	PTS	PLAYER	TEAM	GP	G	A	PTS
1. Patrik Elias	NJ	24	6	13	19	Michel Goulet	QUE	9	7	5	12
2. Cam Neely	BOS	13	9	9	18	Brian Rafalski	NJ	17	4	8	12
Ray Bourque	BOS	15	4	14	18	13. Dave Poulin	BOS	13	4	7	11
4. Craig Janney	BOS	9	2	14	16	Michael Ryder	BOS, MTL	13	3	8	11
5. Stephane Richer	MTL-NJ	20	10	5	15	15. Brian Gionta	NJ	18	5	5	10
Mats Naslund	MTL	14	4	11	15	Mike McPhee	MTL	21	5	5	10
7. Bobby Smith	MTL	17	7	7	14	Brian Skrudland	MTL	24	4	6	10
Guy Carbonneau	MTL	24	7	7	14	Robert Picard	QUE	9	2	8	10
Bobby Holik	NJ	15	8	6	14	Denis Savard	MTL	7	1	9	10
10. Peter Stastny	QUE	9	6	6	12	Larry Robinson	MTL	20	0	10	10

OPPONENT GOALTENDING LEADERS (Minimum 60 minutes)

GOALTENDER	TEAM	GP	MINS	GA	(EN)	GAA	SVS	SVS%	W-L
Dominik Hasek	DET	5	355	7		1.18	113	.942	4-1
Byron Dafoe	BOS	6	412	10		1.46	154	.939	4-2
Curtis Joseph	TOR	5	387	10		1.55	149	.937	2-4
Tim Thomas	BOS	7	440	15	(1)	2.04	197	.929	3-4
Martin Brodeur	NJ	24	1459	50	(1)	2.06	595	.922	10-11
Jussi Markkanen	EDM	6	361	13	(1)	2.16	124	.905	3-3
Marc-Andre Fleury	PIT	4	240	9		2.25	109	.924	4-0
Brian Hayward	MTL	3	184	7	(1)	2.28	68	.907	2-1
Cristobal Huet	MTL	6	386	15		2.33	197	.929	2-4
Patrick Roy	MTL	21	1307	52	(2)	2.39	545	.905	14-7
Andy Moog	BOS	12	691	28	(1)	2.43	287	.911	8-4
Ryan Miller	BUF	7	431	22		2.50	172	.887	3-4
Denis Herron	MTL	2	120	5		3.06	43	.896	2-0
Jose Theodore	MTL	6	326	18		3.31	184	.911	2-4
Mario Gosselin	QUE	6	349	19		3.35	181	.905	4-2
Clint Malarchuk	QUE	4	203	16		4.73	94	.855	0-3

GAME HISTORY

GAME-BY-GAME PLAYOFF HISTORY

DATE	RESULT	GWG (OT TIME)	GOALIES: HFD-CAR/OPP (SAVES)	ATT.	
1980					
Preliminary Round					
April 8	HFD 1 at Mtl. 6	Loss	Brian Engblom	Al Smith (31)/Denis Heron (20)	15,992
April 9	HFD 4 at Mtl. 8	Loss	Bob Gainey	John Garrett (32)/Denis Heron (23)	15,242
April 11	Mtl. 4 at HFD 3	OT Loss	Yvon Lambert (0:29)	Al Smith (24)/Michel Larocque (25)	14,460
1981-85 <i>Out of the Playoffs</i>					
1986					
DIVISION SEMIFINAL					
April 9	HFD 3 at Que. 2	OT WIN	SYLVAIN TURGEON (2:36)	Mike Liut (37)/Clint Malarchuk (34)	14,504
April 10	HFD 4 at Que. 1	WIN	PAUL MacDERMID	Mike Liut (26)/Clint Malarchuk (27)	14,562
April 12	Que. 4 at HFD 9	WIN	ULF SAMUELSSON	Mike Liut (29)/Clint Malarchuk (9)-Mario Gosselin (17)	15,126
DIVISION FINAL					
April 17	HFD 4 at Mtl. 1	WIN	SYLVAIN TURGEON	Mike Liut (26)/Patrick Roy (20)	17,145
April 19	HFD 1 at Mtl. 3	Loss	Guy Carbonneau	Mike Liut (27)/Patrick Roy (24)	17,657
April 21	Mtl. 4 at HFD 1	Loss	Stephane Richer	Mike Liut (5)-Steve Weeks (13)/Patrick Roy (20)	15,126
April 23	Mtl. 1 at HFD 2	OT WIN	KEVIN DINEEN (1:06)	Steve Weeks (18)/Patrick Roy (22)	15,126
April 25	HFD 3 at Mtl. 5	Loss	Mike Lalor	Steve Weeks (25)/Patrick Roy (20)	17,660
April 27	Mtl. 0 at HFD 1	WIN	KEVIN DINEEN	Mike Liut (32)/Patrick Roy (16)	15,126
April 29	HFD 1 at Mtl. 2	OT Loss	Claude Lemieux (5:55)	Mike Liut (30)/Patrick Roy (24)	17,546
1987					
DIVISION SEMIFINAL					
April 8	Que. 2 at HFD 3	OT WIN	PAUL MacDERMID (2:20)	Mike Liut (23)/Mario Gosselin (38)	15,126
April 9	Que. 4 at HFD 5	WIN	DANA MURZYN	Mike Liut (20)/Clint Malarchuk (24)	15,126
April 11	HFD 1 at Que. 5	Loss	Peter Stastny	Mike Liut (11)-Steve Weeks (21)/Mario Gosselin (29)	14,527
April 12	HFD 1 at Que. 4	Loss	Michel Goulet	Mike Liut (33)/Mario Gosselin (28)	14,389
April 14	Que. 7 at HFD 5	Loss	John Ogradnick	Mike Liut (17)/Mario Gosselin (38)	15,126
April 16	HFD 4 at Que. 5	OT Loss	Peter Stastny (6:05)	Mike Liut (29)/Mario Gosselin (31)	15,383
1988					
DIVISION SEMIFINAL					
April 6	HFD 3 at Mtl. 4	Loss	Stephane Richer	Mike Liut (22)-Richard Brodeur (9)/Patrick Roy (21)	16,523
April 7	HFD 3 at Mtl. 7	Loss	Claude Lemieux	Richard Brodeur (21)/Patrick Roy (28)	16,640
April 9	Mtl. 4 at HFD 3	Loss	Ryan Walter	Mike Liut (24)/Patrick Roy (30)	15,223
April 10	Mtl. 5 at HFD 7	WIN	KEVIN DINEEN	Mike Liut (26)/Patrick Roy (36)	15,061
April 12	HFD 3 at Mtl. 1	WIN	CAREY WILSON	Richard Brodeur (22)/Brian Hayward (26)	16,687
April 14	Mtl. 2 at HFD 1	Loss	Stephane Richer	Richard Brodeur (23)/Brian Hayward (19)	15,223
1989					
DIVISION SEMIFINAL					
April 5	HFD 2 at Mtl. 6	Loss	Ryan Walter	Kay Whitmore (27)/Patrick Roy (25)	16,005
April 6	HFD 2 at Mtl. 3	Loss	Mike McPhee	Peter Sidorkiewicz (14)/Patrick Roy (27)	16,563
April 8	Mtl. 5 at HFD 4	OT Loss	Stephane Richer (5:01)	Peter Sidorkiewicz (23)/Brian Hayward (23)	13,363
April 9	Mtl. 4 at HFD 3	OT Loss	Russ Courtnall (15:12)	Kay Whitmore (36)/Patrick Roy (43)	12,245
1990					
DIVISION SEMIFINAL					
April 5	HFD 4 at Bos. 3	WIN	RANDY LADOUCEUR	Peter Sidorkiewicz (33)/Rejean Lemelin (13)	14,448
April 7	HFD 1 at Bos. 3	Loss	Garry Galley	Peter Sidorkiewicz (32)/Andy Moog (25)	14,448
April 9	Bos. 3 at HFD 5	WIN	PAT VERBEEK	Peter Sidorkiewicz (32)/Andy Moog (22)	15,535
April 11	Bos. 6 at HFD 5	Loss	Dave Poulin	Peter Sidorkiewicz (23)/R. Lemelin (17), Andy Moog (7)	15,535
April 13	HFD 2 at Bos. 3	Loss	Cam Neely	Peter Sidorkiewicz (15)/Andy Moog (20)	14,448
April 15	Bos. 2 at HFD 3	OT WIN	KEVIN DINEEN (12:30)	Peter Sidorkiewicz (23)/Andy Moog (23)	15,535
April 17	HFD 1 at Bos. 3	Loss	Craig Janney	Peter Sidorkiewicz (22)/Andy Moog (27)	14,448

1991

DIVISION SEMIFINAL

April 3	HFD 5	at	Bos. 2		WIN	ROB BROWN	Peter Sidorkiewicz (26)/Andy Moog (19)	14,448
April 5	HFD 3	at	Bos. 4		Loss	Cam Neely	Peter Sidorkiewicz (36)/Andy Moog (24)	14,448
April 7	Bos. 6	at	HFD 3		Loss	Dave Christian	Peter Sidorkiewicz (17)/Andy Moog (22)	15,635
April 9	Bos. 3	at	HFD 4		WIN	ZARLEY ZALAPSKI	Peter Sidorkiewicz (32)/Andy Moog (30)	14,198
April 11	HFD 1	at	Bos. 6		Loss	Dave Christian	Peter Sidorkiewicz (26)/Andy Moog (25)	14,448
April 13	Bos. 3	at	HFD 1		Loss	Bob Sweeney	Peter Sidorkiewicz (13)/Andy Moog (31)	15,635

1992

DIVISION SEMIFINAL

April 19	HFD 0	at	Mtl. 2		Loss	Gilbert Dionne	Frank Pietrangelo (28)/Patrick Roy (32)	16,624
April 21	HFD 2	at	Mtl. 5		Loss	Kirk Muller	Frank Pietrangelo (23)/Patrick Roy (15)	16,627
April 23	Mtl. 2	at	HFD 5		WIN	JOHN CULLEN	Frank Pietrangelo (32)/Patrick Roy (28)	6,728
April 25	Mtl. 1	at	HFD 3		WIN	RANDY CUNNEYWORTH	Frank Pietrangelo (24)/Patrick Roy (33)	10,071
April 27	HFD 4	at	Mtl. 7		Loss	Kirk Muller	Frank Pietrangelo (23)-Kay Whitmore (4)/P. Roy (19)	16,693
April 29	Mtl. 1	at	HFD 2	OT	WIN	YVON CORRIVEAU (0:24)	Frank Pietrangelo (42)/Patrick Roy (24)	8,262
May 1	HFD 2	at	Mtl. 3	2 OT	Loss	Russ Courtnall (25:26)	Frank Pietrangelo (53)/Patrick Roy (39)	17,718

1993-98

Out of the Playoffs

1999

CONFERENCE QUARTERFINAL

April 22	Bos 2	at	CAR 0		Loss	Rob DiMaio	Arturs Irbe (27)/Byron Dafoe (19)	11,059
April 24	Bos 2	at	CAR 3	OT	WIN	RAY SHEPPARD (17:05)	Arturs Irbe (22)/Byron Dafoe (27)	11,059
April 26	CAR 3	at	Bos 2		WIN	ROBERT KRON	Arturs Irbe (24)/Byron Dafoe (18)	17,565
April 28	CAR 1	at	Bos 4		Loss	Landon Wilson	Arturs Irbe (26)/Byron Dafoe (22)	17,565
April 30	Bos 4	at	CAR 3	2 OT	Loss	Anson Carter (34:45)	Arturs Irbe (48)/Byron Dafoe (37)	11,059
May 2	CAR 0	at	Bos 2		Loss	Joe Thornton	Arturs Irbe (19)/Byron Dafoe (31)	17,565

2000

Out of the Playoffs

2001

CONFERENCE QUARTERFINAL

April 12	CAR 1	at	NJ 5		Loss	Bobby Holik	Arturs Irbe (31)/Martin Brodeur (17)	19,040
April 15	CAR 0	at	NJ 2		Loss	Alexander Mogilny	Arturs Irbe (27)/Martin Brodeur (18)	19,040
April 17	NJ 4	at	CAR 0		Loss	Bobby Holik	Arturs Irbe (20)/Martin Brodeur (18)	17,525
April 18	NJ 2	at	CAR 3	OT	WIN	ROD BRIND'AMOUR (0:46)	Arturs Irbe (32)/Martin Brodeur (30)	14,339
April 20	CAR 3	at	NJ 2		WIN	JEFF O'NEILL	Arturs Irbe (37)/Martin Brodeur (11)	19,040
April 22	NJ 5	at	CAR 1		Loss	Sergei Brylin	Arturs Irbe (34)/Martin Brodeur (14)	18,730

2002

CONFERENCE QUARTERFINAL

April 17	NJ 1	at	CAR 2		WIN	ERIK COLE	Arturs Irbe (34)/Martin Brodeur (15)	15,401
April 19	NJ 1	at	CAR 2	OT	WIN	BATES BATTAGLIA (15:26)	Arturs Irbe (30)/Martin Brodeur (26)	18,730
April 21	CAR 0	at	NJ 4		Loss	Brian Gionta	Arturs Irbe (9), Kevin Weekes (22)/Martin Brodeur (16)	17,004
April 23	CAR 1	at	NJ 3		Loss	Brian Gionta	Arturs Irbe (6), Kevin Weekes (13)/Martin Brodeur (23)	17,057
April 24	NJ 2	at	CAR 3	OT	WIN	JOSEF VASICEK (8:16)	Kevin Weekes (40)/Martin Brodeur (35)	18,336
April 27	CAR 1	at	NJ 0		WIN	RON FRANCIS	Kevin Weekes (32)/Martin Brodeur (21)	17,104

CONFERENCE SEMIFINAL

May 3	Mtl. 0	at	CAR 2		WIN	RON FRANCIS	Kevin Weekes (25)/Jose Theodore (36)	18,809
May 5	Mtl. 4	at	CAR 1		Loss	Andrei Markov	Kevin Weekes (12)/Jose Theodore (45)	18,730
May 7	CAR 1	at	Mtl. 2	OT	Loss	Donald Audette	Kevin Weekes (18)/Jose Theodore (33)	21,273
May 9	CAR 4	at	Mtl. 3	OT	WIN	NICLAS WALLIN (3:14)	Kevin Weekes (7), Arturs Irbe (10)/Jose Theodore (36)	21,273
May 12	Mtl. 1	at	CAR 5		WIN	ROD BRIND'AMOUR	Arturs Irbe (30)/Jose Theodore (26)	18,853
May 13	CAR 8	at	Mtl. 2		WIN	SEAN HILL	Arturs Irbe (31)/Jose Theodore (8);Stephane Fiset (16)	21,273

CONFERENCE FINAL

May 16	Tor. 2	at	CAR 1		Loss	Jonas Hoglund	Arturs Irbe (22)/Curtis Joseph (31)	18,730
May 19	Tor. 1	at	CAR 2	OT	WIN	NICLAS WALLIN (13:42)	Arturs Irbe (26)/Curtis Joseph (31)	18,924
May 21	CAR 2	at	Tor. 1	OT	WIN	JEFF O'NEILL (6:01)	Arturs Irbe (20)/Curtis Joseph (15)	19,293
May 23	CAR 3	at	Tor. 0		WIN	JAROSLAV SVOBODA	Arturs Irbe (31)/Curtis Joseph (12)	19,299
May 25	Tor. 1	at	CAR 0		Loss	Darcy Tucker	Arturs Irbe (18)/Curtis Joseph (27)	19,016
May 28	CAR 2	at	Tor. 1	OT	WIN	MARTIN GELINAS (8:05)	Arturs Irbe (35)/Curtis Joseph (33)	19,327

STANLEY CUP FINAL

June 4	CAR 3	at	Det. 2	OT	WIN	RON FRANCIS (0:58)	Arturs Irbe (23)/Dominik Hasek (23)	20,058
June 6	CAR 1	at	Det. 3		Loss	Nicklas Lidstrom	Arturs Irbe (27)/Dominik Hasek (16)	20,058
June 8	Det. 3	at	CAR 2	3OT	Loss	Igor Larionov (54:47)	Arturs Irbe (50)/Dominik Hasek (41)	18,982
June 10	Det. 3	at	CAR 0		Loss	Brett Hull	Arturs Irbe (24)/Dominik Hasek (17)	18,986
June 13	CAR 1	at	Det. 3		Loss	Brendan Shanahan	Arturs Irbe (24)/Dominik Hasek (16)	20,058

GAME HISTORY

2003-04

Out of the Playoffs

2006

CONFERENCE QUARTERFINAL

April 22	Mtl. 6	at	CAR 1		Loss	Radek Bonk	Martin Gerber (15)/Cristobal Huet (42)	18,812
April 24	Mtl. 6	at	CAR 5	2OT	Loss	Michael Ryder (22:32)	Martin Gerber (10), Cam Ward (20)/Cristobal Huet (41)	18,730
April 26	CAR 2	at	Mtl. 1	OT	WIN	ERIC STAAL (3:38)	Cam Ward (27)/Cristobal Huet (34)	21,273
April 28	CAR 3	at	Mtl. 2		WIN	ROD BRIND'AMOUR	Cam Ward (23)/Cristobal Huet (27)	21,273
April 30	Mtl. 1	at	CAR 2		WIN	MATT CULLEN	Cam Ward (30)/Cristobal Huet (26)	18,887
May 2	CAR 2	at	Mtl. 1	OT	WIN	CORY STILLMAN (1:19)	Cam Ward (25)/Cristobal Huet (27)	21,273

CONFERENCE SEMIFINAL

May 6	NJ 0	at	CAR 6		WIN	RAY WHITNEY	Cam Ward (21)/Martin Brodeur (29), Scott Clemmensen (3)	18,730
May 8	NJ 2	at	CAR 3	OT	WIN	NICLAS WALLIN (3:09)	Cam Ward (21)/Martin Brodeur (35)	18,730
May 10	CAR 3	at	NJ 2		WIN	ROD BRIND'AMOUR	Cam Ward (28)/Martin Brodeur (21)	16,862
May 13	CAR 1	at	NJ 5		Loss	Jay Pandolfo	Cam Ward (13), Martin Gerber (15)/Martin Brodeur (19)	17,585
May 14	NJ 1	at	CAR 4		WIN	CORY STILLMAN	Cam Ward (17)/Martin Brodeur (27)	18,730

CONFERENCE FINAL

May 20	Buf. 3	at	CAR 2		Loss	Jay McKee	Cam Ward (24)/Ryan Miller (29)	18,730
May 22	Buf. 3	at	CAR 4		WIN	JUSTIN WILLIAMS	Cam Ward (16)/Ryan Miller (31)	18,730
May 24	CAR 3	at	Buf. 4		Loss	Ales Kotalik	Cam Ward (22), Martin Gerber (7)/Ryan Miller (24)	18,690
May 26	CAR 4	at	Buf. 0		WIN	MARK RECCHI	Martin Gerber (22)/Ryan Miller (17)	18,690
May 28	Buf. 3	at	CAR 4	OT	WIN	CORY STILLMAN (8:46)	Martin Gerber (8)-Cam Ward (15)/Ryan Miller (22)	18,730
May 30	CAR 1	at	Buf. 2	OT	Loss	Daniel Briere (4:22)	Cam Ward (29)/Ryan Miller (25)	18,690
June 1	Buf. 2	at	CAR 4		WIN	ROD BRIND'AMOUR	Cam Ward (22)/Ryan Miller (24)	18,730

STANLEY CUP FINAL

June 5	Edm. 4	at	CAR 5		WIN	ROD BRIND'AMOUR	Cam Ward (34)/Dwayne Roloson (19)-Ty Conklin (2)	18,797
June 7	Edm. 0	at	CAR 5		WIN	ANDREW LADD	Cam Ward (25)/Jussi Markkanen (21)	18,928
June 10	CAR 1	at	Edm. 2		Loss	Ryan Smyth	Cam Ward (28)/Jussi Markkanen (24)	16,839
June 12	CAR 2	at	Edm. 1		WIN	MARK RECCHI	Cam Ward (20)/Jussi Markkanen (18)	16,839
June 14	Edm. 4	at	CAR 3	OT	Loss	Fernando Pisani (3:31)	Cam Ward (25)/Jussi Markkanen (21)	18,974
June 17	CAR 0	at	Edm. 4		Loss	Fernando Pisani	Cam Ward (30)/Jussi Markkanen (16)	16,839
June 19	Edm. 1	at	CAR 3		WIN	FRANTISEK KABERLE	Cam Ward (22)/Jussi Markkanen (24)	18,978

2007-08

Out of the Playoffs

2009

CONFERENCE QUARTERFINAL

April 15	CAR 1	at	NJ 4		Loss	Zach Parise	Cam Ward (35)/Martin Brodeur (18)	17,625
April 17	CAR 2	at	NJ 1	OT	WIN	TIM GLEASON (2:40)	Cam Ward (33)/Martin Brodeur (30)	17,625
April 19	NJ 3	at	CAR 2	OT	Loss	Travis Zajac (4:58)	Cam Ward (32)/Martin Brodeur (28)	17,971
April 21	NJ 3	at	CAR 4		WIN	JUSSI JOKINEN	Cam Ward (26)/Martin Brodeur (42)	17,465
April 23	CAR 0	at	NJ 1		Loss	David Clarkson	Cam Ward (41)/Martin Brodeur (44)	17,625
April 26	NJ 0	at	CAR 4		WIN	RAY WHITNEY	Cam Ward (28)/Martin Brodeur (33)	18,680
April 28	CAR 4	at	NJ 3		WIN	ERIC STAAL	Cam Ward (32)/Martin Brodeur (27)	17,625

CONFERENCE SEMIFINAL

May 1	CAR 1	at	BOS 4		Loss	Marc Savard	Cam Ward (20)/Tim Thomas (26)	17,565
May 3	CAR 3	at	BOS 0		WIN	JOE CORVO	Cam Ward (36)/Tim Thomas (22)	17,565
May 6	BOS 2	at	CAR 3	OT	WIN	JUSSI JOKINEN	Cam Ward (21)/Tim Thomas (38)	18,680
May 8	BOS 1	at	CAR 4		WIN	JUSSI JOKINEN	Cam Ward (20)/Tim Thomas (27)	18,878
May 10	CAR 0	at	BOS 4		Loss	Mark Recchi	Cam Ward (36)/Tim Thomas (19)	17,565
May 12	BOS 4	at	CAR 2		Loss	Marc Savard	Cam Ward (15)/Tim Thomas (31)	18,680
May 14	CAR 3	at	BOS 2	OT	WIN	SCOTT WALKER	Cam Ward (34)/Tim Thomas (34)	17,565

CONFERENCE FINAL

May 18	CAR 2	at	PIT 3		Loss	Philippe Boucher	Cam Ward (28)/Marc-Andre Fleury (23)	17,132
May 21	CAR 4	at	PIT 7		Loss	Evgeni Malkin	Cam Ward (35)/Marc-Andre Fleury (24)	17,132
May 23	PIT 6	at	CAR 2		Loss	Evgeni Malkin	Cam Ward (34)/Marc-Andre Fleury (32)	18,789
May 26	PIT 4	at	CAR 1		Loss	Maxime Talbot	Cam Ward (21)/Marc-Andre Fleury (30)	18,680

2010-11

Out of the Playoffs

GENERAL INFO

Media and NHL Information



MEDIA INFO

The Carolina Hurricanes extend a cordial welcome to all media covering our home games. We appreciate the coverage you provide us, and we will do everything possible to assist you in your game duties.

The following is some information relating to our game night operation and press box which you should read carefully. Your cooperation in following these guidelines is much appreciated.

MEDIA RELATIONS DEPARTMENT

Mike Sundheim Director of Media Relations
Office: (919) 861-5477 *Home:* (919) 233-7322
Mobile: (919) 522-4583 *Email:* mikes@carolinahurricanes.com

Kyle Hanlin Manager of Media Relations / Broadcast Coordinator
Office: (919) 861-5429 *Home:* (919) 327-4942
Mobile: (919) 523-7635 *Email:* kyleh@carolinahurricanes.com

Chris Gallo Media Relations & Social Media Coordinator
Office: (919) 861-5401 *Email:* chrisg@carolinahurricanes.com

MEDIA CREDENTIALS POLICY

Media credentials are issued to working media only. All credentials are non-transferable, and any unauthorized use will subject bearer to ejection from the RBC Center and confiscation of the credential. Credentials are good for admittance to the arena, press box, press dining room and both locker rooms.

Media credentials are divided into two categories: full-season and single-game. Season media passes will be issued to recognized newspapers, magazines, television and established radio stations completing our formal request form. Send a request for the form to Mike Sundheim via email at mikes@carolinahurricanes.com or via fax at (919) 462-0123. A media credential cannot be used to sit in spectator seating areas.

Single-game credentials should be requested via email to either Mike Sundheim or Kyle Hanlin at least 24 hours prior to game time.

Photo credentials will be issued on a priority basis to daily publications, wire services, team photographers or national publications on specific assignments only.

PRE-GAME ACCESS

The Hurricanes open their locker room to the media two hours prior to all home games for a 15-minute window of availability.

MEDIA PARKING

Full-season media will be issued general media parking passes. The East (black) lot is closest to the media entrance, which is the VIP entrance on the South end of the building. Television crews will be allowed to park just outside the security entrance. However, there will only be space for one truck per station.

MEDIA ROOM

Media possessing credentials are invited to enjoy a meal before each game in the press room. The room opens two and a half hours before game time. Dining room usage is limited to those presenting valid Hurricanes or NHL Team Management passes. It is prohibited to allow family members, friends or guests into the press room without a valid credential. Our fine press meal costs \$8.

PRESS NOTES

A complete set of press notes and additional materials are available for all working media at the morning skate and in the media dining room. Notes and other materials will also be available in the press box before and during the game.

PRESS BOX

The press box is located at the top floor (5) of the RBC Center and is accessible via the press elevator.

GAME-NIGHT STAFF

The Hurricanes game-night staff members are available to meet your needs, so please feel free to ask any of the following people for help on event nights. Staff members are posted at the press gate (VIP Entrance) and the meal room prior to game time and in the press box after face-off.

Jonathan Albert
Michelle Rosplock

Alison Coppock
Pace Sagester

Amber Kenney
Carrie Smith

Brandon Putnam
Gina Wheeling

OUT-OF-TOWN SCORES AND IN-GAME NOTES

Out-of-town score sheets and In-Game Notes are delivered to all radio and television broadcasters, as well as all media located in the press box, throughout the game.

POST-GAME ACCESS

Both locker rooms will be opened five minutes after the teams leave the ice. Hurricanes Head Coach Paul Maurice will hold a post-game news conference following each game in the Media Room. Written quotes from both Paul Maurice and the visiting coach, in addition to game statistics, will be provided to the media. The officials' locker room is off-limits to the media. Should a comment or interpretation from the game's referee or NHL supervisor be needed, a pool reporter may be assigned.

AREAS OFF-LIMITS

Media are prohibited from entering the medical room and shower area within the Hurricanes' and visiting locker rooms.

PRACTICES

Hurricanes' practices are open to the public and all media. You should, however, verify times and location. Hurricanes' practices that are not at the RBC Center will be held at Raleigh Center Ice in Raleigh, N.C.

Directions to the RBC Center

FROM THE AIRPORT (RDU):

I-40 East to Wade Avenue exit... Take Edwards Mill Rd./Arena Exit and bear right... RBC Center is on the left.

Directions to Practice Facility

FROM THE AIRPORT:

I-40 East take Wade Avenue exit... Get onto I-440 Inner Beltline... Take Wake Forest Road exit (#10)... Take right onto Wake Forest Road... Make third left onto Hodges Street... Raleigh Center Ice is directly on the right.

PRINT AND WEB

ASHEBORO COURIER-TRIBUNE

500 Sunset Ave.
Asheboro, NC 27203
336/626-6133; *Fax:* 336/626-7074
Sports Editor: Dennis Garcia
sports@courier-tribune.com

BURLINGTON TIMES-NEWS

707 South Main St.
Burlington, NC 27215
336/229-2454; *Fax:* 336/229-2463
Sports Editor: Bob Sutton
Bob_Sutton@link.freedom.com

DUNN DAILY RECORD

99 West Broad St.
Dunn, NC 28335
910/891-1234

FAYETTEVILLE OBSERVER

458 Whitfield St.
Fayetteville, NC 28302
910/486-3513; *Fax:* 910/486-3545
sports@fayobserver.com

FRANKLIN TIMES

P.O. Box 119
109 South Bickett Blvd.
Louisburg, NC 27549
919/496-6503; *Fax:* 919/496-1689
Sports Editor: Geoff Neville
sports@thefranklintimes.com

HERALD SUN OF DURHAM

P.O. Box 2092
Durham, NC 27702
919/419-6673; *Fax:* 919/419-6889
Sports Editor: Jimmy Dupree
sports@heraldsun.com

NEWS & OBSERVER

P.O. Box 191
Raleigh, NC 27602
919/829-4560; *Fax:* 919/829-4888
Sports Editor: Gary Schwab
gschwab@newsobserver.com
Writers: Chip Alexander, Luke DeCock,
J.P. Giglio
Photo Editor: Kevin Keister
sports@newsobserver.com

ROCKY MOUNT TELEGRAM

800 Tiffany Blvd.
Rocky Mount, NC 27802
252/407-9950
Sports Editor: Jessie H. Nunery
jhnunery@rmtelegram.com

WILSON DAILY TIMES

P.O. Box 2447
Wilson, NC 27894
252/265-7807
Sports Editor: Paul Durham
paul@wilsontimes.com

WINSTON-SALEM JOURNAL

P.O. Box 3159
Winston-Salem, NC 27102
336/727-7310; *Fax:* 336/727-4083
Sports Editor: Phil Hrichak
sports@wsjournal.com
Columnist: Lenox Rawlings

WRALSPORTSFAN.COM

2619 Western Blvd.
Raleigh, NC 27605
919/821-8600
Sr. Sports Web Editor: Aaron Schoonmaker
aschoonmaker@wral.com

ALL SPORTS RADIO

(*Rightsholder)

***99.9 THE FAN**

WCMC (99.9 FM)
Program Director: Jason Dixon
Hurricanes Insider: Mike Maniscalco
Hosts: Adam Gold, Joe Ovies,
David Glenn
3100 Highwoods Blvd. Suite 140
Raleigh, NC 27604
919/890-6101
mmaniscalco@999thefan.com

620 THE BUZZ

WDNC (620 AM)
Hosts: Mike Maniscalco,
Mark Thomas
3100 Highwoods Blvd. Suite 140
Raleigh, NC 27604
919/875-9100

PIRATE RADIO

WGHB, (1250 AM)
WDLX (930 AM)
P.O. Box 3333
Greenville, NC, 27836
252/317-1250

RADIO FREE ENC

WWNB (103.9 FM | 1490 AM)
WAVQ (1400 AM)
WNOS (105.9 FM | 1450 AM)
1202 Pollock St.
New Bern, NC, 28560
252/633-1490

TRIAD SPORTS NETWORK

WSML (1200 AM)
WMFR (1230 AM)
WCOG (1320 AM)
875 West Fifth St.
Winston-Salem, NC 27101
336/777-3900

OTHER LOCAL RADIO

CAPITOL BROADCASTING CO.

WRAL (101.5 FM)
3100 Highwoods Blvd. Suite 140
Raleigh, NC 27604
919/890-6101

CURTIS MEDIA GROUP

WWMY (102.9 FM)
WBBB (96.1 FM)
WDTF, (570 AM)
WKXU, (101.1 FM)
WKIX, (102.3 FM)
WPTF (680 AM)
3012 Highwoods Blvd. Suite 200
Raleigh, NC 27604
919/790-9392
Reporter: Brian LeBlanc
wptfnews@curtismedia.com

CLEARCHANNEL

WDCG (105.1 FM)
WRDU (106.1 FM)
WRSN (93.9 FM)
WRVA (100.7 FM)
3100 Smoketree Court, #505,
Raleigh, NC 27604
919/876-1061
919/876-8578

LOCAL MEDIA

TELEVISION

WLFL (Channel 22 – CW)
3012 Highwoods Blvd.
Suite 101
Raleigh, NC 27604
919/790-9535; **Fax:** 919/878-3877

WNCN (Channel 17 – NBC)
1205 Front St.
Raleigh, NC 27609
919/835-6397; **Fax:** 919/836-1687
Sports Anchor: Todd Gibson

WRAL (Channel 5 – CBS)
2619 Western Blvd.
Box 12000
Raleigh, NC 27605
919/821-8600; **Fax:** 919/821-8541
Sportscasters: Jason Jennings, Ken Medlin,
Jeff Gravley, Mandy Mitchell

WRAZ (Channel 50 – FOX)
2619 Western Blvd.
Box 12000
Raleigh, NC 27605,
919/821-8678; **Fax:** 919/821-8541

WTVD (Channel 11 – ABC)
411 Liberty St.
Durham, NC 27701
919/687-2326; **Fax:** 919/687-4373
Sportscasters: Mark Armstrong, Joe Mazur
Photographer: Charlie Mickens

News 14 Carolina
2505 Atlantic Ave., Suite 102
Raleigh, NC 277604
919/882-4000
Sports Director: Jim Connors
Sportscaster: Ryan Welch

WIRE SERVICES

Associated Press
4800 Six Forks Rd. #210
Raleigh, NC 27609
919/510-8937; **Fax:** 919/834-1078
Sports Editor: Joedy McCreary
Reporter: Aaron Beard
Cell: 919/341-4024

PHOTOGRAPHER

Gregg Forwerck
Home: 704/882-3113
Cell: 704/668-0675

RALEIGH AREA INFORMATION (Area Code 919)

TAXI SERVICES

Cardinal Cab, Inc. 828-3228
Checkers Taxi 779-2645
Omni Taxi and Transfer 821-0066
Universal Cab. 832-3633
USA Taxi 877-0515

AREA HOTELS

Comfort Suites, Arena 854-0502
Embassy Suites, Airport 677-1840
Embassy Suites, Crabtree Valley 881-0833
Hilton Garden Inn 840-8088
Marriott, Raleigh City Center 833-1120
Marriott, RTP 941-6200
Raleigh Marriott, Crabtree Valley 781-7000
Renaissance, North Hills 571-8773
The Umstead 888-678-1711
Washington Duke Inn & Golf Club 419-0627

PUBLIC GOLF COURSES

Crooked Creek 557-7529
Eagle Ridge 661-6300
Lochmere 851-0611
Lonnie Poole (N.C. State) 833-3338
Neuse Golf Club 550-0550
Pine Hollow 553-4554
River Ridge 661-8374
UNC Finley Golf Course 962-2349

RESTAURANTS

42nd St. Oyster Bar 831-2811
518 West Italian Cafe 829-2518
An 677-9229
Angus Barn 781-2444
Backyard Bistro 851-6203
Bella Monica 881-9778
Blinco's Sports Grille 785-5060
Bogart's American Grille 832-1122
Bonfish Grill 677-1347
Buffalo Brothers 782-4949
Caffé Luna 832-6990
Charlie Goodnight's Restaurant & Comedy Club 828-5233
Cheesecake Factory 781-0050
Edwards Mill Bar & Grill 783-5447
Five Star Restaurant 833-3311
Fox and Hound 781-4495
Gravy 896-8513
Heron's at The Umstead 447-4200
Hibernian Pub 833-2258
Irregardless Café 833-8898
Margaux's 846-9846
McCormick & Schmick's 881-7848
Ole Time Barbecue 859-2544
PF Chang's 787-7754
The Pit 890-4500
Rey's Restaurant 380-0122
Ruth's Chris Steak House (Cary) 677-0033
Ruth's Chris Steak House (Raleigh) 791-1103
Solas 755-0755
Spirits Pub & Grub 462-7001
Sullivan's Steak House 833-2888
Sushi Blues 664-8061
Vivace 787-7747
Woody's Sports Tavern & Grille 833-3000



NATIONAL HOCKEY LEAGUE

EXECUTIVE OFFICES

New York
 1185 Avenue of the Americas
 New York, NY 10036
 212/789-2000; *Fax:* 212/789-2020
PR Fax: 212/789-2080

NHL – Toronto (NHL & NHLEC)
 50 Bay Street, 11th Floor
 Toronto, Ontario, M5J 2X8
 416/359-7900; *Fax:* 416/981-2779
PR Fax: 416/981-2769

NHL – Montreal
 1800 McGill College Avenue, Ste 2600
 Montreal, Quebec, H3A 3J6
 514/841-9220; *Fax:* 514/841-1070

DIRECTORY

Commissioner Gary B. Bettman
 Deputy Commissioner William Daly
 Chief Operating Officer John Collins
 Senior Executive Vice President of Hockey Operations Colin Campbell

COMMUNICATIONS

Senior Vice President, Public Relations & Media (Toronto) Gary Meagher
 Senior Vice President, Public Affairs & Executive Director, NHL Foundation Bernadette Mansur
 Group Vice President, Media Relations Frank Brown
 Vice President, Player Development & Event Communications Jamey Horan
 Statistician and Information Officer (Toronto) Benny Ercolani
 Senior Director, Media Relations John Dellapina
 Senior Director, Social Media Marketing & Strategy and Business Communications Michael DiLorenzo
 Senior Director, News Services Greg Inglis
 Director, Entertainment Publicity Nirva Milord
 Director, Public Relations (Toronto) Julie Young
 Senior Manager, Player Development & Event Communications Schuyler Baehman
 Senior Manager, Public Relations (Toronto) David Keon
 Senior Manager, Corporate Communications Kerry McGovern
 Senior Manager, Public Relations (Toronto) Jennifer Raimondi
 Manager, Social Media & Business Development Molly Gort
 Coordinator, Player Development & Event Communications Nicole Buckley
 Coordinator, Public Affairs Paul LaCaruba
 Coordinator, Business Communications Erica Yakobzon
 Assistant, Public Affairs Chelsea Isaacson
 Assistant, Player Development & Event Communications Kirstin Mende

ORDER OF SELECTION FOR 2010 ENTRY DRAFT

The NHL's annual Draft Drawing is a weighted lottery system to determine the order of selection for the first 14 picks of the 2012 Entry Draft.

The 14 teams that did not qualify for the Stanley Cup Playoffs, or clubs that acquired those clubs' 2012 first-round draft picks, participate in the Drawing.

The Club selected in the drawing may not move up more than four positions in the draft order, thus only the five Clubs with the fewest regular-season points have the opportunity to receive the first overall selection.

No Club can move down more than one position as a result of the Draft Drawing.

In the first round of the 2012 Entry Draft, the order of selection is as follows:

- a) The first 14 selections, as determined by the Draft Drawing (see above);
- b) Clubs eliminated in the first two rounds of the 2012 Stanley Cup Playoffs, regular-season division winners excluded, in inverse order of points;
- c) Regular-season division winning clubs eliminated in the first two rounds of the 2012 Stanley Cup Playoffs, in inverse order of points;
- d) Clubs eliminated in the 2012 Conference Finals, in inverse order of points;
- e) Stanley Cup finalist
- f) Stanley Cup champion

In the second and subsequent rounds the order of selection is as follows:

- a) Non-playoff clubs in inverse order of points;
- b) Clubs eliminated in the first two rounds of the 2012 Stanley Cup Playoffs, regular-season division winners excluded, in inverse order of points;
- c) Regular-season division winning clubs eliminated in the first two rounds of the 2012 Stanley Cup Playoffs, in inverse order of points;
- d) Clubs eliminated in the 2012 Conference Finals, in inverse order of points;
- e) Stanley Cup finalist
- f) Stanley Cup champion

ENTRY DRAFT PLAYER ELIGIBILITY

1. Players 18 through 21 years of age when signing their first contract must remain in the entry-level system for a period of three years; players age 22 and 23 when signing their first contract are in the entry level system for two years; while those age 24 when signing their first contract are in the entry level system for one year. Age is defined as the player's age on September 15 of the calendar year in which he signs the contract, regardless of his actual age on the date he signs such contract.
2. In the event that a signed 18 or 19-year-old player does not play a minimum of 10 NHL games (regular season and/or playoffs) in his first season under contract, the term of his player contract and his number of years in the entry level system will be extended for a period of one year. The exception to this is a 19-year-old player who turns 20 years of age between September 16 and December 31 in his first contract year.
3. In the event that a player signs his first contract at age 18 and has had his Player Contract extended for one season already, and such player does not play at least 10 NHL games (regular season and/or playoffs) in the second season under that player's Player Contract, then the term of his Player Contract and his number of years in the Entry Level System shall be extended for one additional year.

UNSIGNED DRAFT CHOICES

- a) A player aged 18 or 19 who was selected in the first three rounds of the Entry Draft and who was not signed by his NHL Club may not be retained by the Club and must be returned to his junior Club no later than the day prior to the opening of the NHL regular season.
- b) A player aged 18 or 19 who was selected in the fourth or subsequent rounds who has not been signed by his NHL Club may not be retained by his Club and must be returned to his junior Club no later than the fourth day prior to the opening of the NHL regular season.

ENTRY LEVEL PLAYERS

1. Players 18 through 21 years of age when signing their first contract must remain in the entry-level system for a period of three years; players age 22 and 23 when signing their first contract are in the entry level system for two years; while those age 24 when signing their first contract are in the entry level system for one year. Age is defined as the player's age on September 15 of the calendar year in which he signs the contract, regardless of his actual age on the date he signs such contract.
2. In the event that a signed 18- or 19-year-old player does not play a minimum of 10 NHL games (regular season and/or playoffs) in his first season under contract, the term of his player contract and his number of years in the entry level system will be extended for a period of one year. The exception to this is a 19-year-old player who turns 20 years of age between September 16 and December 31 in his first contract year.
3. In the event that a player signs his first contract at age 18 and has had his Player Contract extended for one season already, and such player does not play at least 10 NHL games (regular season and/or playoffs) in the second season under that player's Player Contract, then the term of his Player Contract and his number of years in the Entry Level System shall be extended for one additional year.

INJURED RESERVE LIST

In the event that a player is injured and a Club wishes to place him on the Injured Reserve List, the Club must follow these procedures.

1. A Club may place a player on the injured reserve list if such player is injured, disabled or ill and unable to perform his duties as a hockey player after having passed the Club's initial physical examination in that season.
2. A player who has an injury that renders him physically unable to play for a minimum of seven days after that date of the injury can be placed on the Club's Injured Reserve List. Once a player is placed on the injured reserve, the Club may replace said player on its NHL roster with another player. All determinations that a player has suffered an injury warranting injured reserve status must be made by the Club's medical staff and in accordance with the Club's medical standards.
3. A player placed on Injured Reserve is ineligible to compete in NHL games for a period of not less than seven days from the date of injury.
4. Players on Injured Reserve may attend Club meetings and meals, travel with the Club and participate in practice sessions.
5. Players on Injured Reserve are prohibited from appearing in games, participating in pre-game warm-ups with their Clubs, or dressing in game uniforms on game days.

REGULAR SEASON WAIVERS

For purposes of Regular Waivers and Re-Entry Waivers, the five (5) year exemption for an 18-year-old skater and the four (4) year exemption for a 19-year-old skater shall both be reduced to three (3) years commencing the first season that the 18- or 19-year-old skater plays in eleven (11) NHL Games or more. The next two (2) seasons, regardless of whether the skater plays any NHL Games in either season, shall count as the second and third years toward satisfying the exemption. For purposes of Regular Waivers and Re-Entry Waivers, the six (6) year exemption for an 18-year-old goalie and the five (5) year exemption for a 19-year-old goalie shall both be reduced to four (4) years commencing the first season that the 18- or 19-year-old goalie plays in eleven (11) NHL Games or more. The next three (3) seasons, regardless of whether the goalie plays any NHL Games in any of those three (3) seasons, shall count as the next three (3) years toward satisfying the exemption.

The first season in which a Player who is age 20 or older plays in one (1) or more Professional Games shall constitute the first year for calculating the number of years he is exempt from Regular Waivers and Re-Entry Waivers.

A Player 25 years old or older who plays in one (1) or more Professional Games in any season shall be exempt from Regular Waivers and Re-Entry Waivers for the remainder of that season.

TIE-BREAKING PROCEDURES

At the conclusion of the regular season, the standing of the teams in each Conference shall be determined in accordance with the following priorities in the order listed:

- First place in each of the three divisions seeded 1, 2 and 3.
- The higher number of points earned by the Club.
- The greater number of games won by the Club (excluding games won in the Shootout).
- The higher number of points earned in games against each other among two or more Clubs having equal standing under priorities (b) and (c).
- The greater differential between goals scored for and against by clubs having

equal standing under priority (d).

23-MAN ROSTER

There may be a maximum of 23 players on each Club's playing roster at any one time from the commencement of the NHL regular season through the trade deadline. Prior to the start of the season, each Club must submit to the NHL its "Opening Day Playing Roster" which shall be comprised of not more than 23 players. Each Club must have a roster of at least 20 players, composed of 18 skaters and two goaltenders. Players on Injured Reserve do not count in the 23-Man Roster limit.

CRITICAL DATES

SEPTEMBER

- 9 Opening Day of Rookie Camp
- 16 Opening Day of Training Camp
- 19 Pre-season schedule begins
- 20 NHL Board of Governors Meeting
- 21-24 USHL Fall Classic (Sioux City, IA)
- 26 Kraft Hockeyville – Winnipeg Jets vs. Ottawa Senators (Mile One Centre, St. John's, NL)

OCTOBER

- 1 Hockey Fights Cancer Awareness Month
- 5 Opening Day Playing Rosters set (3:00 p.m. ET)
- 6 Opening Night – 94th NHL Regular Season begins
- 6 Bruins Raise Stanley Cup Banner – Philadelphia Flyers at Boston Bruins
- 6 NHL Face-Off (Winnipeg)
- 7 2011 Compuware NHL Premiere – Anaheim Ducks at Buffalo Sabres (Helsinki, FIN)
- 7 2011 Compuware NHL Premiere – New York Rangers at Los Angeles Kings (Stockholm, SWE)
- 8 2011 Compuware NHL Premiere – New York Rangers at Anaheim Ducks (Stockholm, SWE)
- 8 2011 Compuware NHL Premiere – Buffalo Sabres at Los Angeles Kings (Berlin, GER)
- 9 Winnipeg Jets host first 2011-12 regular season game at MTS Centre (vs. Montreal Canadiens)
- 26 A Celebration of Lester Patrick (St. Paul, MN)
Recipients: Mark Johnson, Bob Pulford, Tony Rossi, Jeff Sauer

NOVEMBER

- 7-17 2011 Subway Super Series (CHL)
- 8-13 U20 Four Nations Cup
- 12 Hockey Hall of Fame Game (Ottawa Senators at Toronto Maple Leafs)
- 13 Hockey Hall of Fame Legends Classic
- 14 Hockey Hall of Fame Induction Ceremony (Toronto, ON)
Inductees: Ed Belfour, Doug Gilmour, Mark Howe, Joe Nieuwendyk (Player Category)
- 25 First NBC Broadcast: Detroit Red Wings at Boston Bruins
- 26 NHL Founders Day (1917) – 11 games on schedule

DECEMBER

- 1 Signing deadline for Group 2 free agents (5:00 p.m. ET)
- 5-6 NHL Board of Governors Meeting (CA)
- 12 U.S. Hockey Hall of Fame Induction Ceremony (Chicago, IL)
Inductees: Chris Chelios, Mike Emrick, Ed Snider, Gary Suter, Keith Tkachuk
- 19-27 Holiday Roster Freeze in effect. For all players on an NHL active roster, injured reserve, or players with non-roster and injured non-roster status as of midnight, local time, December 19, a roster freeze shall apply through midnight local time December 27, with respect to waivers, trades and loans, subject to the exceptions provided for in CBA Article 16.10.
- 24-25 No scheduled practices – dressing rooms closed
- 26- Jan.5 IIHF World U20 Championship (Edmonton & Calgary, AB)

JANUARY

- 2 2012 Bridgestone NHL Winter Classic – New York Rangers at Philadelphia Flyers (Philadelphia)
- 26-30 NHL All-Star Break (no games played)
- 26-29 No scheduled practices – dressing rooms closed
- 28 NHL Honda SuperSkills (Scotiabank Place, Ottawa, ON)
- 29 59th NHL All-Star Game (Scotiabank Place, Ottawa, ON)
- 29 AHL All-Star Skills Competition (Atlantic City, NJ)
- 30 AHL All-Star Classic (Atlantic City, NJ)
- 31 NHL Regular Season Schedule Resumes
- 31- Feb 1 Home Hardware CHL/NHL Top Prospects Game (Kelowna, BC)

FEBRUARY

- 1 Hockey is for Everyone Month
- 11 CBC's Hockey Day in Canada (Host: PEI) Edmonton Oilers at Ottawa Senators; Montreal Canadiens at Toronto Maple Leafs; Vancouver Canucks at Calgary Flames
- 17-19 Hockey Weekend Across America (USA Hockey)
- 19 Hockey Day in America (NBC)
- 27 Trade deadline (3:00 p.m. ET)

MARCH

- 12-14 NHL General Managers Meeting (Boca Raton, FL)
- 23-25 NCAA Regionals

APRIL

- 5-7 NCAA Frozen Four (St. Pete Times Forum, Tampa, FL)
- 7 Busiest Day in NHL season – 15 games
- 7 Last day of 2011-12 regular season
- 11 Stanley Cup Playoffs begin
- 12-22 IIHF U18 World Championship (Czech Republic)

MAY

- 4-20 IIHF World Championship (Helsinki, FIN, Stockholm, SWE)
- 5-13 2012 RBC Cup (Elgar Petersen Arena, Humboldt, SK)
- 18-27 2011 CHL Memorial Cup (Centre Bionest, Shawinigan, QC)
- 28- June 2 2012 NHL Combine

JUNE

- 15 Last possible day for 2012 Stanley Cup Final
- TBA Deadline for first club-elected salary arbitration (later of June 15 or 48 hours after the conclusion of the Stanley Cup Final, 5:00 p.m. ET)
- 20 2012 NHL Awards
- 22-23 NHL Entry Draft

JULY

- 1 Free Agency period begins
- 5 Deadline for player-elected salary arbitration notification (5:00 p.m. ET)
- 6 Deadline for club-elected salary arbitration notification (5:00 p.m. ET)
- 20- Aug.4 Salary arbitration hearings held

AUGUST

- 6 Deadline for salary arbitration decisions to be rendered

Abduction: Movement of a joint away from the center of the body.

AC Joint (Acromioclavicular joint): Joint of the shoulder where acromion process of the shoulder blade and the distal end of the collarbone meet; most shoulder separations occur at this point.

Adduction: Movement of a joint toward the center of the body.

Adhesion: Abnormal adherence of collagen fibers to surrounding structures during immobilization following trauma or as a complication of surgery which restricts normal elasticity of the structures involved; or scar tissue which forms after trauma or surgery which can restrict normal motion.

Aerobic: Exercise in which energy needed is supplied by oxygen inspired and is required for sustained periods of vigorous exercise with a continually high pulse rate.

Anabolic Steroids: Steroids that promote tissue growth by creating protein in an attempt to enhance muscle growth. The main anabolic steroid is testosterone (male sex hormone).

Anaerobic: Exercise without the use of oxygen as an energy source; short bursts of vigorous exercise.

Anterior Cruciate Ligament (ACL): A primary stabilizing ligament within the center of the knee joint that prevents hyperextension and excessive rotation of the joint. A complete tear of the ACL necessitating reconstruction could require up to 12 months of rehabilitation.

Anti Inflammatory: Any agent which prevents inflammation, such as aspirin or ibuprofen.

Arteriogram: A film demonstrating arteries after injection of a dye.

Arthrogram: X ray technique for joints using air and/or dye injected into the affected area; useful in diagnosing meniscus tears of the knee and rotator cuff tears of the shoulder.

Arthroscope: An instrument used to visualize the interior of a joint cavity.

Arthroscopy: A surgical examination of the internal structures of a joint by means of observation through an arthroscope. An arthroscopic procedure can be used to remove or repair damaged tissue or as a diagnostic procedure in order to inspect the extent of any damage or confirm a diagnosis.

Atrophy: To shrivel or shrink from disuse; as in muscular atrophy.

Baker's Cyst: Localized swelling of a bursa sac in the back of the knee as a result of fluid that has escaped from the knee capsule. A Baker's cyst indicates that there is a trauma inside the knee joint that leads to excessive fluid production.

Bone Scan: An imaging procedure in which a radioactive labeled substance is injected into the body to determine the status of a bone injury. If the radioactive substance is taken up by the bone at the injury site, the injury will show as a 'hot spot' on the scan image. The bone scan is particularly useful in the diagnosis of stress fractures.

Bursa: A fluid filled sac located in areas where friction is likely to occur. The bursa sac minimizes the friction, for example, between a tendon and bone.

Cartilage: Smooth, slippery substance preventing two ends of bones from rubbing together and grating. Most joints use this to cover bones next to each other. A meniscus is made of cartilage.

CAT Scan (Computerized Tomography): Use of a computer to produce a cross-sectional view of the anatomical part being investigated from x ray data.

Chondromalacia: Roughening of the articular cartilage. Best known for the roughening of the underside of the kneecap, which can occur in any kneecap injury.

Clavicle: Collarbone; the bone connecting the breastbone with the shoulder blade.

Closed Reduction: Re-alignment of a fracture or dislocation without surgery.

Coccyx: The 'tailbone,' a group of four vertebrae that are fused together to form a small triangular bone, located at the terminal end of the spine.

Concussion: Jarring injury of the brain resulting in dysfunction. It can be graded as mild, moderate or severe, depending on loss of consciousness, amnesia and loss of equilibrium.

Contusion: An injury to a muscle and tissues caused by a blow from a blunt object.

Corticosteroids: Used to suppress joint inflammation and inflammation in a bursa or near tendons.

Cryotherapy: A treatment with the use of cold.

Cyst: Abnormal sac containing liquid or semi solid matter.

Degenerative Joint Disease: Changes in the joint surfaces as a result of repetitive trauma and 'wear and tear'.

Deltoid Ligament: Ligament that connects the tibia to bones of the medial aspect of the foot and is primarily responsible for stability of the ankle on the medial side. Is sprained less frequently than other ankle ligaments.

Deltoid Muscle: Muscles at the top of the arm, just below the shoulder, responsible for shoulder motions in the front, side and back.

Disc, Intervertebral: A flat, rounded plate between each vertebrae of the spine. The disc consists of a thick fiber ring which surrounds a soft gel like interior. It functions as a cushion and shock absorber for the spinal column.

Dislocation: Complete displacement of joint surfaces.

Electromyogram (EMG): Test to determine nerve function.

Epicondylitis: Inflammation of tendons at the elbow due to overuse. Common in tennis players (outer part of elbow) and golfers (inner part of elbow).

Etiology: Study of the cause of injury and disease.

Extension: Action of straightening of a joint as achieved by an extensor muscle.

Fascia: A connective tissue sheath consisting of fibrous tissue and fat which unites the skin to the underlying tissue.

Fat Percentage: The amount of body weight that is adipose, fat tissue. Fat percentage can be calculated by underwater weighing, measuring select skinfold thickness or by analyzing electrical impedance.

Femur: Thighbone; longest bone in the body.

Fibula: Smaller of the two bones in the lower leg; runs from the knee to the ankle along the outside of the lower leg.

Flexibility: The ability of muscle to relax and yield to stretch forces.

Fracture: Breach in continuity of a bone. Types of fractures include simple, compound, comminuted, greenstick, incomplete, impacted, longitudinal, oblique, open, stress or transverse.

Glenohumeral: The shoulder girdle; consists of the glenoid capsule, head of the humerus and labrum.

Glenoid: Cavity of the scapula into which the head of the humerus fits to form the shoulder girdle.

Glenoid Labrum: A rim of fibrocartilaginous tissue attached around the margin of the glenoid fossa.

Grade One Injury: A mild injury in which ligament, tendon or other musculoskeletal tissue may have been stretched, but not torn or otherwise disrupted.

Grade Two Injury: A moderate injury in which musculoskeletal tissue has been partially, but not totally torn, causing appreciable limitation in function of the injured tissue.

Grade Three Injury: A severe injury in which tissue loss has been significant, and in many cases, totally torn or otherwise disrupted, causing a virtual loss of function.

Groin: Junction of the thigh and abdomen, location of muscles that rotate, flex and adduct the hip.

Hammer Toe: Condition when the first digit of a toe is at a different angle than the remaining digits of the same toe.

Hamstring: Category of muscle that runs from the buttocks to the knee along the back of the thigh. It functions to flex the knee and is often times injured as a result of improper conditioning or lack of muscle flexibility.

Hemarthrosis: Accumulation of blood within a joint as a result of an acute injury.

Hematoma: Mass produced by an accumulation of coagulated blood in a cavity or in soft tissues.

High Ankle Sprain: Disruption of thick connective tissue between the tibia and fibula above the ankle joint.

Hip Pointer: Contusion to the iliac crest.

Hydrotherapy: Treatment using water.

Hyperextension: Extreme extension of a limb or body part.

Ice and Stimulation: Use of ice to reduce inflammation and muscle stimulation by surface electrodes to maintain muscle strength used in rehabilitation of injury.

Iliotibial Band: A thick, wide fascial layer that runs from the iliac crest to the knee joint on the outside of the thigh.

Inflammation: The body's natural response to injury in which the injury site might display various degrees of pain, swelling, heat, redness and/or loss of function.

Isometric Contraction: Muscular contraction in which tension is developed but no mechanical work is done.

Labrum (Labrum Glenoidule): The cartilage of the glenoid cavity in the shoulder. A lip edged or lip like structure.

Lateral Collateral Ligament (LCL): Ligament of the knee along the outer aspect that connects the femur to the fibula. It provides lateral stability to the joint.

Ligament: Band of fibrous tissue that connects bone to bone or bone to cartilage and supports and strengthens joints.

Magnetic Resonance Imaging (MRI): Imaging procedure in which a radio frequency pulse causes certain electrical elements of the injured tissue to react to this pulse and through this process a computer display and permanent film establish a visual image. MRI does not require radiation and is very useful in the diagnosis of soft tissue, disc and meniscus injuries.

Mandible: Jaw bone.

Medial Collateral Ligament (MCL): Ligament of knee along the inner aspect that connects the femur to the tibia.

Meniscus: Crescent-shaped cartilage, usually pertaining to the knee joint; also known as cartilage. There are two menisci in the knee: medial and lateral. These work to absorb weight within the knee and provide stability.

Metacarpals: Five long bones of the hand, joining the fingers to the wrist.

Metatarsals: Five long bones of the foot, running from the ankle to the toes.

Myositis: Inflammation of a muscle.

Open Reduction: Re-alignment of a fracture or dislocation with surgery.

Orthotic: Any device applied to or around the body of physical impairment of disability. Commonly used to control foot mechanics.

Osteochondritis Dessicans: A piece of bone and/or cartilage loosened from its attachment after trauma and a cause of a lesion.

Osteomyelitis: An inflammatory disease of bone caused usually by infection with streptococcus or staphylococcus bacteria.

Patella: The kneecap. The patella functions to protect the distal end of the femur as well as increase the mechanical advantage and force generating capacities of the quadriceps muscle group.

Plantar Fasciitis: Inflammation of the plantar (a thick tissue on the bottom of the foot which helps create the arch) fascia; associated with overuse or acute foot injury.

Posterior Cruciate Ligament (PCL): A primary stabilizing ligament of the knee that provides significant stability and prevents displacement of the tibia backward within the knee joint. A complete tear of this ligament necessitating reconstruction could require up to 12 months of rehabilitation.

Quadricep Muscles: A group of four muscles of the front thigh that run from the hip and form a common tendon at the patella; they are responsible for knee extension.

Radius: Bone in the forearm from elbow to the thumb side of the wrist.

Reconstruction: Surgical rebuilding of a joint using natural, artificial or transplanted materials.

Rotator Cuff: Comprised of four muscles in the shoulder area that can be irritated by overuse. The muscles are the supraspinatus (most commonly injured), infraspinatus, teres minor and subscapularis.

Sacroiliac: Junction of the sacrum, the lower back bone, with the pelvis.

Sacrum: Group of five fused vertebrae located just below the lumbar vertebrae of the lower back, which form part of the pelvis.

Scapula: Shoulder blade.

Sciatica: Irritation of the sciatic nerve resulting in pain or tingling running down the inside of the leg.

Sciatic Nerve: Major nerve that carries impulses for muscular action and sensations between the low back and thigh and lower leg; it is the longest nerve in the body.

Shin Splint: A catch all syndrome describing pain in the shin that is not a fracture or tumor and cannot be defined otherwise.

Spleen: Large, solid organ responsible for the normal production and destruction of blood cells located under the left rib cage.

Spondylosis: Abnormal vertebral fixation or immobility, or a general term for arthritis of the spine.

Sprain: Injury resulting from the stretching or twisting of the joint and causes various degrees of stretching or tearing of a ligament or other soft tissue at the joint.

Strain: Injury resulting from a pulling or torsion to the muscle or tendon that causes various degrees of stretching or tearing to the muscle or tendon tissue.

Stress Fracture: A hair line type of break in a bone. Caused by overuse.

Subluxation: Partial dislocation of a joint. The term usually implies that the joint can return to a normal position without formal reduction.

Synovial Fluid: Lubricating fluid for joints and tendons, produced in synovium, or the inner lining of a joint.

Synovitis: Inflammation of the synovial lining of a joint.

Talus: The ankle bone that articulates with the tibia and fibula to form the ankle joint.

Tarsals: Group of seven bones of the foot consisting of the calcaneus, talus, cuboid and three cuneiform bones.

Tendinitis: Inflammation of the tendon and/or tendon sheath, caused by chronic overuse or sudden injury.

Tendon: Tissue that connects muscle to bone.

Tenosynovitis: Swelling or inflammation of a tendon sheath caused by calcium deposits, repeated strain or trauma.

Tibia: Shin bone; larger of the two bones of the lower leg and is the weight bearing bone of the shin.

Transcutaneous Electrical Nerve Stimulator (TENS): An electrical modality that sends a mild current through pads at the injury site which stimulates the brain to release the natural analgesic endorphin.

Transverse Process: Small lateral projection off the right and left side of each vertebrae that functions as an attachment site for muscles and ligaments of the spine.

Triceps: Muscle of the back of the upper arm, primarily responsible for extending the elbow.

Ulna: Inner bone of the forearm that runs from the tip of the elbow to the little finger side of the wrist.

Ulnar Nerve: Nerve in the elbow commonly irritated from excessive throwing.

Ultrasound: An electrical modality that transmits a sound wave through an applicator into the skin to the soft tissue in order to heat the local area for relaxing the injured tissue and/or disperse edema. . . Also a type of imaging study for certain body areas.

"Wind Knocked Out": Syndrome describing a contraction of the abdominal nerve trunk, the solar plexus, as a result of an abdominal contusion.

HOW TO FIGURE

**** NOTE:** No individual skater/goaltender statistics apply for the shootout

ASSIST:	An assist is awarded to the player or players (maximum of two) who touched the puck prior to the goal, provided no defender plays or possesses the puck in between.
GAME PLAYED:	A player receives credit for playing in a game if: i) he steps on the ice during time played or; ii) serves any penalty.
GAME-WINNING GOAL:	After the final score has been determined, the goal which leaves the winning Club one goal ahead of its opponent is the game-winning goal (example: if Team A beats Team B 8-3, the player scoring the fourth goal for Team A receives credit for the game-winning goal).
GOAL:	A goal is awarded to the last player on the scoring Club to touch the puck prior to the puck entering the net.
GOALS-AGAINST AVERAGE:	Multiply goals allowed (GA) by 60 and divide by minutes played (MINS).
GOALTENDER:	A goaltender receives a "W" for a win in regulation, overtime or shootout; an "L" for a loss in regulation; or an "OT" for a loss in overtime or shootout.
PENALTY-KILLING PCT.:	Subtract total number of power-play goals allowed from total number of shorthanded situations to get total number of power-plays killed. Divide the total number of power-plays killed by the total number of shorthanded situations.
PLUS-MINUS:	A player receives a "plus" if he is on the ice when his Club scores an even-strength or shorthand goal. He receives a "minus" if he is on the ice for an even-strength or shorthand goal scored by the opposing Club. The difference in these numbers is considered the player's plus-minus statistic.
POWER-PLAY GOAL:	A goal scored by a Club while it has a manpower advantage due to an opponent's penalty. Following are some examples of what is and is not considered a power-play goal: <ul style="list-style-type: none">• if a Club has an advantage on a minor penalty starting at 2:02 of the period and it scores at 4:02, the goal is not a power-play goal.• if a Club scores on a delayed penalty, the goal is not a power-play goal.• if a Club has an advantage due to a five-minute major or match penalty, that Club is always credited with having one more advantage than the number of power-play goals it scores during that advantage, because the penalty does not expire. A new advantage begins after each power-play goal. For example, if Team A scores three goals during a major penalty, it is credited with four advantages.• if a Club is on a power-play for any length of time, it is considered to have had an advantage.• if a minor penalty is incurred by a Club on a power-play due to a major penalty, a new advantage is given to that Club when its minor penalty expires, provided the opponent's major penalty is still in effect.
POWER-PLAY PERCENTAGE:	Total number of power-play goals divided by total number of power-play opportunities.
SAVE PERCENTAGE:	Subtract goals allowed (GA) from shots against (SA) to determine saves. Then divide saves by shots-against.
SHOOTING PERCENTAGE:	Divide the number of goals scored by the number of shots taken.
SHORTHANDED GOAL:	A goal scored by a Club while it is at a manpower disadvantage. The same cases apply for shorthand as for power-play goals, but in the opposite manner.
SHOT ON GOAL:	If a player shoots the puck with the intention of scoring and if that shot would have gone in the net had the goaltender not stopped it, the shot is recorded as a "shot on goal".
SHUTOUT:	If two goaltenders combine for a shutout, neither receives credit for the shutout. Instead it is recorded as a Club shutout.
TENTHS OF A SECOND:	If a penalty or goal occurs in the last minute, the time is rounded off to the previous second (ex: if a penalty is called with 12.4 seconds left in a period, the time is indicated as 19:47 and not 19:48.)
COACHES RECORD:	A coach receives a "W" for a win in regulation, overtime or shootout; an "L" for a loss in regulation; or an "OT" for a loss in overtime or shootout.

2011-12 CAROLINA HURRICANES SEASON SCHEDULE

LEGEND

 Home Game	 Preseason
 Away Game	 Opening Night
 Carolina Ale House Cool Bars	 3rd Jersey Night
 Front Lawn Party	 Backyard Bistro Canes Corner
 Versus (Televised)	All televised games are available in high definition.
 FOX Sports Carolinas (Televised)	

OCTOBER

sun	mon	tue	wed	thu	fri	sat
						NSH 8:00 P 1
2	3	4	5	6	TB 7:00 ★ 7	WSH 7:00 8
9	NJ 1:00 10	11	BOS 7:30 12	13	BUF 7:30 14	15
16	17	BOS 7:00 18	19	20	STL 8:00 21	WPG 7:00 22
23	24	OTT 7:00 25	26	27	CHI 7:00 28	PHI 7:00 29

Oct. 18 – Carolina Ale House, Brier Creek

NOVEMBER

sun	mon	tue	wed	thu	fri	sat
		TB 7:00 1	2	3	WSH 7:00 4	5
DAL 1:30 6	7	NJ 7:30 8	9	10	NYR 7:00 11	PIT 7:00 12
13	PHI 7:00 14	15	MTL 7:00 16	17	BUF 7:00 18	19
TOR 5:00 20	PHI 7:00 21	22	MTL 7:00 23	24	WPG 7:00 25	26
OTT 5:00 27	28	FLA 7:00 29	30			

Nov. 8 – Carolina Ale House, Cary

DECEMBER

sun	mon	tue	wed	thu	fri	sat
				NYR 7:00 1	2	PIT 7:00 3
4	5	CGY 9:00 6	EDM 9:30 7	8	WPG 8:30 9	10
11	12	TOR 7:00 13	14	VAN 7:00 15	16	17
FLA 5:00 18	19	20	PHX 7:00 21	22	OTT 7:00 23	24
25	NJ 7:00 26	PIT 7:00 27	28	TOR 7:00 29	30	TB 5:00 31

Dec. 13 – Carolina Ale House, Durham

JANUARY

sun	mon	tue	wed	thu	fri	sat
1	2	NYI 7:00 3	4	5	BUF 7:00 6	NSH 8:00 7
8	9	PHI 7:00 10	11	TB 7:30 12	13	BOS 7:00 14
WSH 5:00 15	16	PIT 7:00 17	18	19	WSH 7:00 20	NYI 7:00 21
22	WPG 7:00 23	24	25	26	27	28
29	30	NYI 7:00 31				

Jan. 12 – Carolina Ale House, Wake Forest
Jan. 17 – Carolina Ale House, Wilmington

FEBRUARY

sun	mon	tue	wed	thu	fri	sat
			1	BOS 7:00 2	3	LA 7:00 4
5	6	7	ANA 10:00 8	9	COL 9:00 10	11
12	MTL 7:30 13	14	15	16	SJ 7:00 17	NYI 7:00 18
19	WSH 7:30 20	21	22	ANA 7:00 23	24	FLA 7:00 25
26	27	NSH 7:00 28	29			

Feb. 2 – Carolina Ale House, Raleigh – Creekside

MARCH

sun	mon	tue	wed	thu	fri	sat
				NYR 7:00 1	2	TB 7:00 3
4	5	WSH 7:00 6	BUF 7:30 7	8	9	TB 7:00 10
FLA 5:00 11	12	NYR 7:30 13	14	STL 7:00 15	16	MIN 2:00 17
WPG 8:30 18	19	20	FLA 7:00 21	22	CBJ 7:00 23	DET 7:00 24
25	26	TOR 7:00 27	28	29	WPG 7:00 30	NJ 7:00 31

March 7 – Carolina Ale House, North Raleigh – Falls of Neuse
March 13 – Carolina Ale House, Greenville
March 27 – Carolina Ale House, Brier Creek


APRIL

sun	mon	tue	wed	thu	fri	sat
1	2	OTT 7:30 3	4	MTL 7:00 5	6	FLA 7:30 7

April 7 – Carolina Ale House, Cary



For information on season tickets and mini-plans call 1-866-NHL-CANES
(1-866-645-2263) or e-mail tickets@carolinahurricanes.com



 .COM